

SCORREVOLI

SISTEMI SCORREVOLI
SLIDING DOOR SYSTEMS
SCHIEBETÜRSYSTEME


A



METALGLAS
SONOMI

ITALY

01/2020



SCORREVOLI

INDICE / INDEX / INHALT



I NUOVI CATALOGHI METALGLAS BONOMI E I NUOVI LISTINI	2
<i>THE NEW CATALOGS METALGLAS BONOMI AND NEW PRICE LISTS</i>	
<i>DIE NEUEN KATALOGE METALGLAS BONOMI UND NEUE PREISLISTEN</i>	
DAL CATALOGO AL LISTINO CON UN SEMPLICE CODICE	4
<i>FROM THE CATALOG TO THE LIST WITH A SIMPLE CODE</i>	
<i>VOM KATALOG ZUR LISTE MIT EINEM EINFACHEN CODE</i>	
LEGENDA SIMBOLI	6
<i>SYMBOL LEGEND</i>	
<i>SYMBOLLEGENDE</i>	
LEGENDA ABBREVIAZIONI	7
<i>ACRONYM LEGEND</i>	
<i>ERKLÄRUNG DER ABKÜRZUNGEN</i>	
FINITURE	7
<i>FINISHES</i>	
<i>OBERFLÄCHEN</i>	
<hr/>	
A SISTEMI SCORREVOLI	8
<i>SLIDING DOOR SYSTEMS</i>	
<i>SCHIEBETÜRSYSTEME</i>	
GUIDA TECNICA PER LA SCELTA DEL VOSTRO SISTEMA	10
<i>TECHNICAL GUIDE FOR THE CHOICE OF YOUR SYSTEM</i>	
<i>AUSWAHL VON SCHIEBETÜRSYSTEMEN NACH VORHANDENEN KRITERIEN</i>	

I NUOVI CATALOGHI METALGLAS BONOMI

THE NEW CATALOGS METALGLAS BONOMI
DIE NEUEN KATALOGE METALGLAS BONOMI



SCORREVOLI

A | SISTEMI SCORREVOLI
SLIDING DOOR SYSTEMS
SCHIEBETÜRSYSTEME



BOX DOCCIA

B | BOX DOCCIA
SHOWER BOX
DUSCHKABINEN





OUTDOOR PARETI MOBILI

C | PARETI MOBILI
SLIDING WALLS
SCHIEBEWÄNDE

... E I NUOVI LISTINI PREZZI

... AND NEW PRICE LISTS
... UND NEUE PREISLISTEN







INDOOR

- D** | PARETI DIVISORIE E STIPITI
PARTITION WALLS AND FRAMES
TRENNWÄNDE UND ALUMINIUMZARGEN
- E** | SERRATURE E CERNIERE
LOCKS AND HINGES
SCHLÖSSER UND BÄNDER
- F** | MANIGLIE MANIGLIONI POMOLI
DOORHANDLES PULLHANDLES KNOBS
TÜRGRIFFE STOSSGRIFFE KNÖPFE
- G** | PORTE ESTERNE
PATCH FITTINGS
GANZGLASANLAGEN

OUTDOOR BALAUSTR E PENSILINE

- H** | BALAUSTR E PENSILINE
RAILING AND CANOPY SYSTEMS
GANZGLASGELÄNDER UND VORDACHSYSTEME
- I** | DISTANZIALI MORSETTI ACCESSORI
POINT FITTINGS CLAMPS ACCESSORIES
PUNKTHALTERUNG KLEMMBEFESTIGUNGEN ZUBEHÖRE



DAL CATALOGO AL LISTINO CON UN SEMPLICE CODICE

FROM THE CATALOG TO THE LIST WITH A SIMPLE CODE
VOM KATALOG ZUR LISTE MIT EINEM EINFACHEN CODE

SEARCH FOR THE CODE
OF EVERY PRODUCT IN
CATALOG...

*(ERCA IL CODICE
DI OGNI PRODOTTO NEL
CATALOGO...)*

SUCHE NACH DEM CODE
VON JEDEM PRODUKT IN
KATALOG ...



SISTEMI SCORREVOLI | **A**
SLIDING DOOR SYSTEMS | SCHIEBETÜRSYSTEME

COMPONENTI / COMPONENTS / EINZELTEILE ▶ 12

V-5500

V-5502

V-5506-70 (V-5500) 70 Kg
V-5506-50 (V-5500) 50 Kg

V-5501

SET 1 € ▶ **A.01** € ▶ **A.03**

• V-5500
• Sliding
• Schiebs

• V-5501
• Sliding
• Schiebs

• V-5502
• Sliding
• Schiebs

• V-5506-70 (V-5500) 70 Kg
• V-5506-50 (V-5500) 50 Kg

• V-5501
• Sliding
• Schiebs

• V-012
• Sliding
• Schiebs

V-5500

• V-5500
• Sliding
• Schiebs

• V-5501
• Sliding
• Schiebs

• V-5502
• Sliding
• Schiebs

• V-5506-70 (V-5500) 70 Kg
• V-5506-50 (V-5500) 50 Kg

• V-5501
• Sliding
• Schiebs

• V-012
• Sliding
• Schiebs

LB = LP x 2 + 100
LM = (LP + 100) / 2

	Fin. Fin. Oberf.	V-5500 V-5510 SET 1 FIX	V-5500 V-5510 SET 1 MIS	V-5500 V-5510 SET 2 FIX	V-5500 V-5510 SET 2 MIS
L=2000 L=3000 L=4000 L=6000	AN / IXE	1	1	1	1
MIS L=1500 → 6000	AN / IXE	1	1	1	1
V-5506-70 (V-5500) 70 Kg V-5506-50 (V-5510) 50 Kg	AN / IXE	1	1	2	2
V-5501	AN / IXE	1	1	1	1
V-012	AN / NS	1	1	2	2

V-5500 **70 Kg**

A. 01

FIN.	EURO	FIN.	EURO	FIN.	EURO
AN	361,00 /set	IXE	416,70 /set		
AN	422,30 /set	IXE	502,70 /set		
AN	482,30 /set	IXE	588,50 /set		
AN	473,30 /set	IXE	563,30 /set		
AN	682,30 /set	IXE	858,70 /set		
AN	628,00 /set	IXE	712,30 /set		
AN	688,50 /set	IXE	798,00 /set		
AN	816,00 /set	IXE	976,00 /set		
AN	678,30 /set	IXE	769,00 /set		
AN	881,00 /set	IXE	1054,00 /set		

SLIDING 14/15

V-5510

FIN.	EURO	FIN.	EURO	FIN.	EURO
AN	361,00 /set	IXE	416,70 /set		
AN	422,30 /set	IXE	502,70 /set		
AN	482,30 /set	IXE	588,50 /set		
AN	473,30 /set	IXE	563,30 /set		
AN	682,30 /set	IXE	858,70 /set		
AN	628,00 /set	IXE	712,30 /set		
AN	688,50 /set	IXE	798,00 /set		
AN	816,00 /set	IXE	976,00 /set		
AN	678,30 /set	IXE	769,00 /set		
AN	881,00 /set	IXE	1054,00 /set		

SLIDING 14/15

V-5503 **70 Kg** **50 Kg**

FIN.	EURO	FIN.	EURO	FIN.	EURO
AN	377,30 /set	IXE	432,00 /set		
AN	477,00 /set	IXE	526,50 /set		
AN	516,70 /set	IXE	621,00 /set		
AN	659,50 /set	IXE	813,30 /set		
AN	500,70 /set	IXE	589,70 /set		
AN	738,70 /set	IXE	913,30 /set		
AN	653,50 /set	IXE	769,00 /set		
AN	723,30 /set	IXE	858,70 /set		
AN	866,00 /set	IXE	1013,30 /set		
AN	706,00 /set	IXE	813,30 /set		
AN	935,30 /set	IXE	1088,70 /set		

SLIDING 14/15

V-5503 SET 1 FIX

V-5503 SET 1 MIS

V-5503 SET 2 FIX

V-5503 SET 2 MIS


6

POS.	PROD.	ART.	MIS.
V-5513			2000 mm 3000 mm 4000 mm 6000 mm
A. 07	V-5513 SET 1 FIX		1500 → 3000 mm 3000 → 6000 mm
A. 08	V-5513 SET 2 FIX		3000 mm 4000 mm 6000 mm
	V-5513 SET 2 MIS		1500 → 3000 mm 3000 → 6000 mm
V-5500 / V-5510 / V-5503 / V-5513			
COMPONENTI / COMPONENTS / EINZELTEILE			
A. 09		V-5500	2000 mm 3000 mm 4000 mm 6000 mm
A. 10		V-5503	3000 mm 4000 mm 6000 mm
A. 11		V-5502	1500 → 3000 mm 3000 → 6000 mm
A. 12		V-5506-70	3000 → 6000 mm

... RITROVERAI VELOCEMENTE
LO STESSO CODICE NEL
LISTINO

YOU'LL FIND QUICKLY
THE SAME CODE
IN THE PRICE LIST

... SIE FINDEN SCHNELL
DEN GLEICHEN CODE
IN DER PREISLISTE



LEGENDA SIMBOLI

SYMBOL LEGEND

SYMBOLLEGENDE



8-10

SPESSORE VETRO
GLASS THICKNESS
GLASDICKE



1000

MISURE ANTA
PANEL MEASURES
TÜRGRÖSSE



70 Kg

PORTATA
LOAD CAPACITY
TRAGKRAFT



SISTEMA SOFT-CLOSE
SOFT-CLOSE SYSTEM
SOFT-CLOSE SYSTEM



70 Kg

PORTATA DEL SISTEMA SOFT-CLOSE
LOAD CAPACITY OF THE SOFT-CLOSE SYSTEM
TRAGKRAFT DES SOFT-CLOSE SYSTEMS



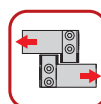
MOVIMENTO SINCRONIZZATO
SYNCHRONIZED MOVEMENT
SYNCHRONISIERTE BEWEGUNG



TRASCINAMENTO CON CINGHIA
DRAGGING SYSTEM WITH TOOTHED BELT
MITNEHMER KIT MIT ZAHNRIEMEN



TRASCINAMENTO CON FUNE
DRAGGING SYSTEM WITH CABLE
MITNEHMER KIT MIT SEILZUG



TRASCINAMENTO MECCANICO
MECHANICAL DRAGGING SYSTEM
MIT MECHANISCHEM MITNEHMER

FIXED

ANTA FISSA
FIXED PANEL
SEITENTEIL



ANTA SCORREVOLE
SLIDING DOOR
SCHIEBETÜR

FIX

LUNGHEZZA FISSA
FIXED LENGTH
FESTE LÄNGE

MIS

TAGLIATO A MISURA DEL CLIENTE
CUSTOM LENGTH
NACH MASS GESCHNITTEN

LEGENDA ABBREVIAZIONI

ACRONYM LEGEND

ERKLÄRUNG DER ABKÜRZUNGEN

LP PASSAGGIO LUCE
 CLEAR OPENING WIDTH
 LICHTE DURCHGANGSBREITE

H / HP ALTEZZA PASSAGGIO LUCE
 CLEAR OPENING HEIGHT
 LICHTE DURCHGANGSHÖHE

LM / LA LARGHEZZA ANTA MOBILE
 SLIDING DOOR WIDTH
 SCHIEBEFLÜGEL BREITE

HM / HA ALTEZZA ANTA MOBILE
 SLIDING GLASS HEIGHT
 SCHIEBEFLÜGEL HÖHE

HF ALTEZZA ANTA FISSA
 SIDE FIXED GLASS HEIGHT
 SEITENTEIL HÖHE

LF LARGHEZZA ANTA FISSA
 FIXED GLASS WIDTH
 SEITENTEIL BREITE

LB LUNGHEZZA BINARIO
 RAIL LENGTH
 LAUFSCHIENENLÄNGE

HB ALTEZZA FISSAGGIO BINARIO
 RAIL INSTALLATION HEIGHT
 LAUFSCHIENENMONTAGE HÖHE

LV LARGHEZZA VETRO
 GLASS WIDTH
 GLAS BREITE

HV ALTEZZA VETRO
 GLASS HEIGHT
 GLAS HÖHE

LV LARGHEZZA VETRO
 GLASS WIDTH
 GLAS BREITE


HS ALTEZZA STIPITE
 FRAME HEIGHT
 ZARGE HÖHE

LS LARGHEZZA STIPITE
 FRAME WIDTH
 ZARGE BREITE

FINITURE

FINISHES

OBERFLÄCHEN

 **CP** CROMO PERLA
 CHROME PERLA SIMILAR ALU
 CHROM PERLA ÄHNLICH ALU

 **CS** CROMO SATINATO
 SATIN CHROME
 CHROM MATT

 **NS** NICKEL SATINATO
 SATIN NICKEL
 ÄHNLICH EDELSTAHL MATT

 **CR** CROMO LUCIDO
 POLISHED CHROME
 CHROM GLÄNZEND

 **OL** OTTONE LUCIDO
 POLISHED BRASS
 MESSING POLIERT

 **AN** ALLUMINIO ANODIZZATO
 ALUMINIUM ANODIZED
 ALUMINIUM SILBERFARBIG

 **IX** ACCIAIO INOX SATINATO
 SATIN STAINLESS STEEL
 EDELSTAHL MATT

 **IXE** EFFETTO INOX SATINATO
 INOX EFFECT
 INOX EFFEKT

 **IL** ACCIAIO INOX LUCIDO
 POLISHED STAINLESS STEEL
 EDELSTAHL POLIERT

 **NO** NERO OPACO
 MATT BLACK
 SCHWARZ MATT

SISTEMI SCORREVOLI
SLIDING DOOR SYSTEMS
SCHIEBETÜRSYSTEME



GUIDA TECNICA PER LA SCELTA DEL VOSTRO SISTEMA

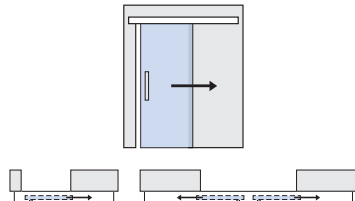
TECHNICAL GUIDE FOR THE CHOICE OF YOUR SYSTEM

AUSWAHL VON SCHIEBETÜRSYSTEMEN NACH VORHANDENEN KRITERIEN

1 O 2 ANTE

1 OR 2 SLIDING DOORS

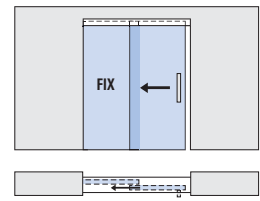
1 ODER 2-FLÜGELIG



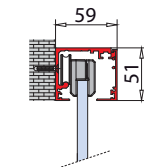
1 O 2 ANTE CON PANNELLO FISSO

1 OR 2 WAYS WITH FIXED PANEL

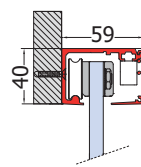
1 ODER 2-FLÜGELIG MIT SEITENTEIL



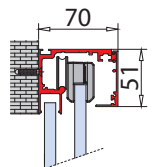
V-5500 / V-5510
Fifty SOFT-CLOSE
▶ 14



V-5040 / V-5035
COMPACT H 40
▶ 42

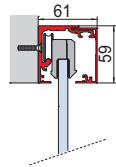


V-5503 / V-5513
Fifty SOFT-CLOSE
▶ 16



EVOLUTION MINI
SOFT-CLOSE

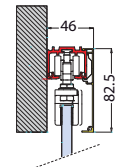
V-5420
120 Kg
Soft-close 70 Kg ▶ 20



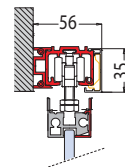
V-5400
120 Kg
Soft-close 80 Kg ▶ 20

V-5410
120 Kg
Soft-close 120 Kg ▶ 20

V-1860
BRIXIA HEAVY
(OPTIONAL SOFT-CLOSE)
▶ 52

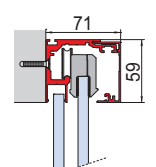


PO-290
BRIXIA
(OPTIONAL SOFT-CLOSE)
▶ 54



EVOLUTION MINI
SOFT-CLOSE

V-5423
120 Kg
soft-close 70 Kg ▶ 24

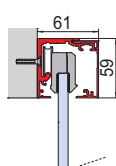


V-5403
120 Kg
soft-close 80 Kg ▶ 24

V-5413
120 Kg
soft-close 120 Kg ▶ 24

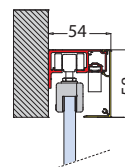
EVOLUTION MINI
SOFT-CLOSE

V-5430
70 Kg
Soft-close 70 Kg ▶ 22

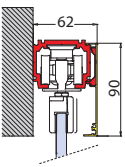


V-5450
70 Kg
Soft-close 80 Kg ▶ 22

V-1840
BRIXIA 50 SOFT-CLOSE
▶ 48

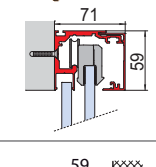


V-1890
BRIXIA 140
(OPTIONAL SOFT-CLOSE)
▶ 60



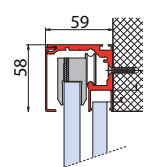
EVOLUTION MINI SOFT-CLOSE

V-5433
70 Kg
soft-close 70 Kg ▶ 26

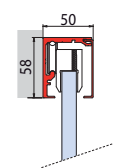


V-5453
70 Kg
soft-close 80 Kg ▶ 26

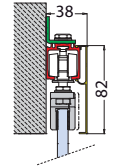
V-5103 / V-5153
EVOLUTION
▶ 34



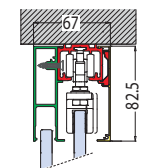
V-5100 / V-5150
EVOLUTION
▶ 32



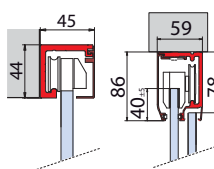
V-1800 / V-1810
V-1850 / V-1855
BRIXIA
(OPTIONAL SOFT-CLOSE)
▶ 66-67-69-70



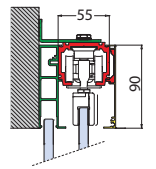
V-1863
BRIXIA HEAVY
(OPTIONAL SOFT-CLOSE)
▶ 53



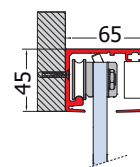
V-5000
COMPACT
▶ 46
V-2000
SESAMO
▶ 64



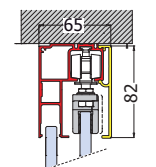
V-1893
BRIXIA 140
(OPTIONAL SOFT-CLOSE)
▶ 61



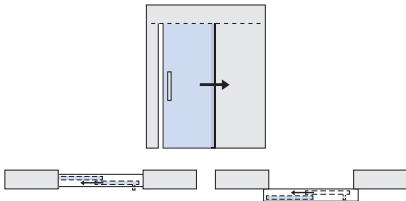
V-5045 / V-5050
COMPACT H 45
▶ 40



V-1803
BRIXIA
(OPTIONAL SOFT-CLOSE)
▶ 68

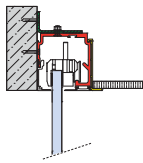


1 O 2 ANTE CON BINARIO INVISIBILE
1 OR 2 SLIDING DOORS WITH INVISIBLE RAIL
1 ODER 2-FLÜGELIGE
MIT UNSICHTBARER LAUFSCHIENE



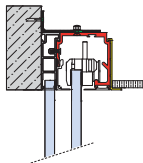
V-7100
INVISIBILE
 (OPTIONAL SOFT-CLOSE)

▶ 80



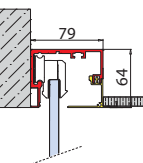
V-7103
INVISIBILE
 (OPTIONAL SOFT-CLOSE)

▶ 81



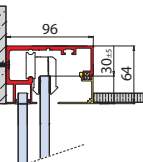
V-7150 / V-7160
INVISIBILE
EVOLUTION
 (OPTIONAL SOFT-CLOSE)

▶ 74



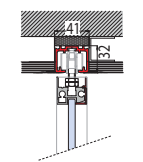
V-7153 / V-7163
INVISIBILE
EVOLUTION
 (OPTIONAL SOFT-CLOSE)

▶ 76



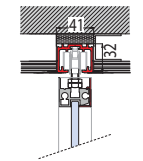
V-1815
BRIXIA INVISIBILE

▶ 86



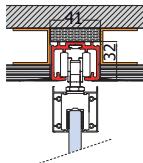
V-1815-F
BRIXIA INVISIBILE
 (OPTIONAL SOFT-CLOSE)

▶ 86



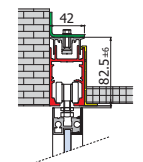
V-1660
SEMI-VISIBLE
SOFT-CLOSE

▶ 84

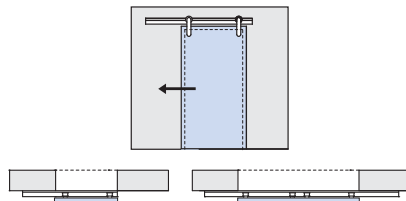


PO-290-INV
EASY FRAME
SEMI-VISIBLE
 (OPTIONAL SOFT-CLOSE)

▶ 88

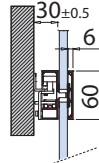


1 O 2 ANTE CON SISTEMI TECNICI
1 OR 2 SLIDING DOORS
WITH VISIBLE MECHANISM
1 ODER 2-FLÜGELIG MIT SICHTBARER
TECHNIK



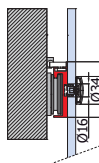
V-8200 / V-8250
V-8240
MOOVI
SOFT-CLOSE

▶ 100-101



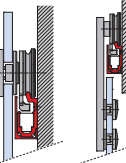
V-8000 / V-8100
V-8050 / V-8040
INDEPENDENT

▶ 106-107-108-109



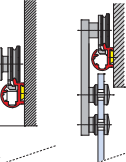
V-6550 / V-6520
MINIMAL
QUADRO RUOTA
SOFT-CLOSE

▶ 90-94



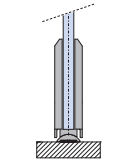
V-6750 / V-6720
MINIMAL
TONDO RUOTA
SOFT-CLOSE

▶ 92-95



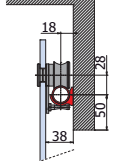
R-1000
ROLLING CENTER

▶ 112



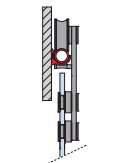
VL-6100
ROLLIE

▶ 113

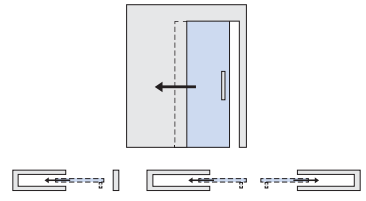


VL-3000
SLIDING TECH

▶ 114

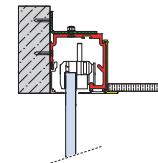


ANTE A SCOMPARSA
PER CONTROTELAI STANDARD
FLUSH SLIDING DOORS
FOR STANDARD POCKET SYSTEMS
SCHIEBETÜREN IN DER WAND LAUFEND
MIT STANDARD KASTENRAHMENSYSTEME



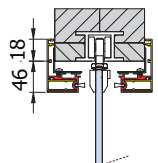
V-7100
INVISIBILE
 (OPTIONAL SOFT-CLOSE)

▶ 80



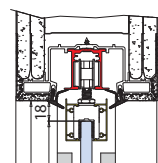
TS-04 TELAIO
V-011 / PO-290

▶ 156



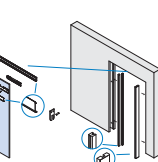
V-1664
SEMI-VISIBLE

▶ 154



V-1664
TS-03 PROFILI LEGNO
V-1664 KIT PINZE

▶ 157



PINZE
CLAMPS
KLEMMSCHUHE

▶ 158



GUIDE A PAVIMENTO
FLOOR GUIDES
BODENFÜHRUNGEN

▶ 174



GUIDA TECNICA PER LA SCELTA DEL VOSTRO SISTEMA

TECHNICAL GUIDE FOR THE CHOICE OF YOUR SYSTEM

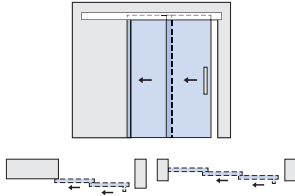
AUSWAHL VON SCHIEBETÜRSYSTEME NACH VORHANDENEN KRITERIEN

INDEX

TELESCOPICO 2 ANTE + OPTIONAL FISSO

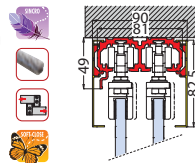
2-WAYS TELESCOPIC SYSTEMS
WITH OPTIONAL FIXED PANEL

2 LÄUFIGES TELESKOP-SCHIEBETÜRSYSTEM
MIT OPTION AUF FESTVERGLASUNG



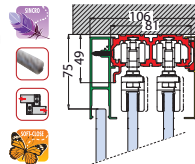
V-1820 / V-1870
BRIXIA TELESCOPICO
2 VIE
(OPTIONAL SOFT-CLOSE)

▶ 118



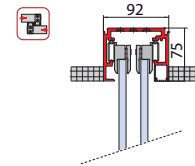
V-1825 / V-1875
BRIXIA TELESCOPICO
2 VIE + FISSO
(OPTIONAL SOFT-CLOSE)

▶ 120



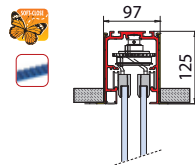
V-7200
INVISIBILE DOPPIO
TELESCOPICO

▶ 130



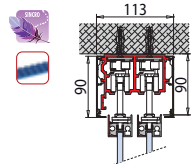
V-7300
INVISIBILE
TELESCOPICO
SINCRO

▶ 134



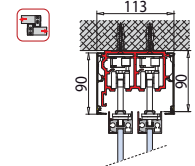
PO-220
EASY FRAME
TELESCOPICO
SINCRO
(OPTIONAL SOFT-CLOSE)

▶ 138



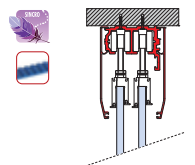
PO-230
EASY FRAME
TELESCOPICO
(OPTIONAL SOFT-CLOSE)

▶ 139



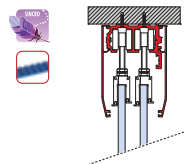
V-2200
TELESCOPICO
SINCRO 2 VIE
(OPTIONAL SOFT-CLOSE)

▶ 140



V-2250
TELESCOPICO
SINCRO 2 VIE + FISSO
(OPTIONAL SOFT-CLOSE)

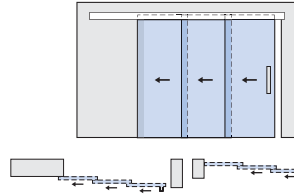
▶ 141



TELESCOPICO 3 ANTE + OPTIONAL FISSO

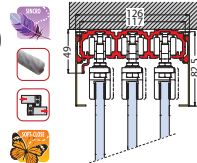
3-WAYS TELESCOPIC SYSTEMS
WITH OPTIONAL FIXED PANEL

3 LÄUFIGES TELESKOP-SCHIEBETÜRSYSTEM
MIT OPTION AUF FESTVERGLASUNG



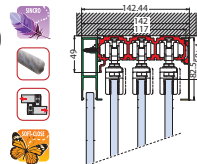
V-1830 / V-1880
BRIXIA TELESCOPICO
3 VIE
(OPTIONAL SOFT-CLOSE)

▶ 122



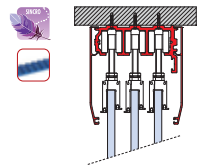
V-1835 / V-1885
BRIXIA TELESCOPICO
3 VIE + FISSO
(OPTIONAL SOFT-CLOSE)

▶ 124



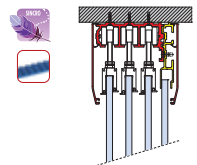
V-2300
TELESCOPICO
SINCRO 3 VIE
(OPTIONAL SOFT-CLOSE)

▶ 142



V-2350
TELESCOPICO
SINCRO 3 VIE + FISSO
(OPTIONAL SOFT-CLOSE)

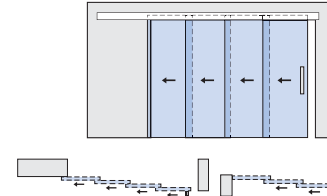
▶ 143



TELESCOPICO 4 ANTE + OPTIONAL FISSO

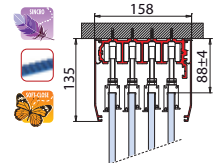
4-WAYS TELESCOPIC SYSTEMS
WITH OPTIONAL FIXED PANEL

4 LÄUFIGES TELESKOP-SCHIEBETÜRSYSTEM
MIT OPTION AUF FESTVERGLASUNG



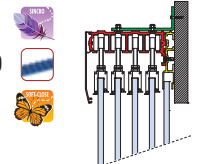
V-2400
TELESCOPICO
SINCRO 4 VIE
(OPTIONAL SOFT-CLOSE)

▶ 144

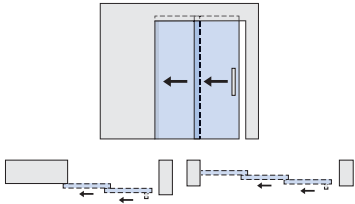


V-2450
TELESCOPICO
SINCRO 4 VIE + FISSO
(OPTIONAL SOFT-CLOSE)

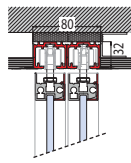
▶ 145



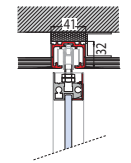
INVISIBILI TELESCOPICI
TELESCOPIC SYSTEMS WITH INVISIBLE RAIL
TELESKOP-SCHIEBETÜRSYSTEM MIT UNSICHTBARER LAUFSCHIENE



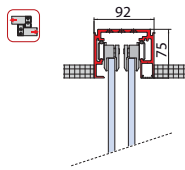
V-1815
BRIXIA INVISIBILE
▶ 86



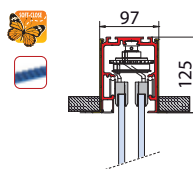
V-1815-F
BRIXIA INVISIBILE
(OPTIONAL SOFT-CLOSE)
▶ 86



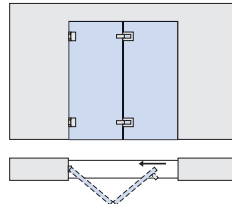
V-7200
INVISIBILE DOPPIO
TELESCOPICO
▶ 130



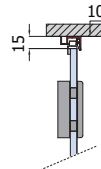
V-7300
INVISIBILE
TELESCOPICO
SINCRO
▶ 134



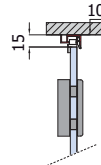
SOFFIETTINO
FOLDING SYSTEM
RAUMSPARTÜR



L-2600
SOFFIETTINO
▶ 150



L-2650
SOFFIETTINO
▶ 152



ACCESSORI SISTEMI SCORREVOLI
ACCESSORIES FOR SLIDING SYSTEMS
ZUBEHÖR FÜR SCHIEBETÜRSYSTEME




PINZE
CLAMPS
KLEMMSCHUHE
▶ 158



NICCHIE PER SCORREVOLI
SLIDING HANDLES
GRIFFMUSCHELN
▶ 162



SERRATURE PER PORTE
SCORREVOLI
LOCKS FOR SLIDING DOORS
SCHLÖSSER FÜR
SCHIEBETÜREN
▶ 170



GUIDE A PAVIMENTO
FLOOR GUIDES
BODENFÜHRUNGEN
▶ 174



ACCESSORI
ACCESSORIES
ZUBEHÖRE

▶ 174

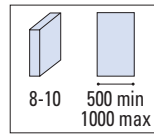


Fifty SOFT-CLOSE

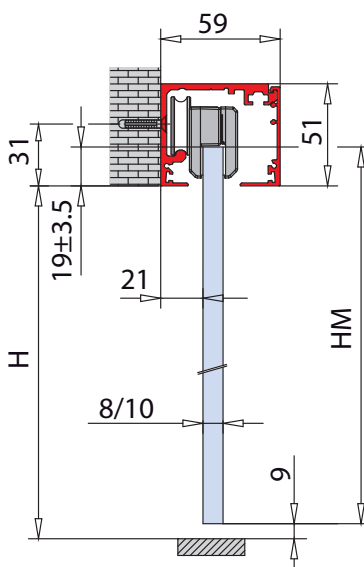
V-5500



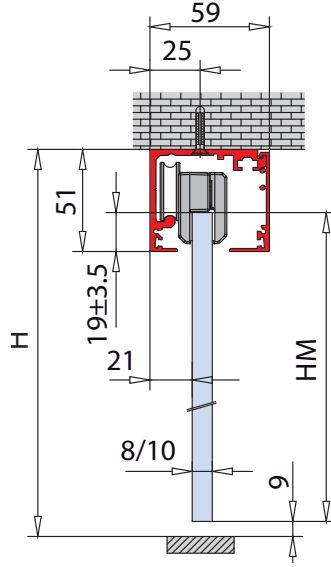
V-5510



COMPONENTI / COMPONENTS / EINZELTEILE ► 18



$$HM = H + 10$$



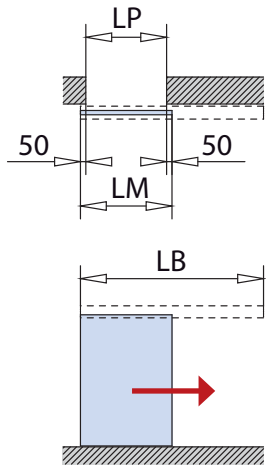
$$HM = H - 41$$

SIMPLE

V-5500 / V-5510 SET 1

€ A.01 € A.03

- Set per 1 anta scorrevole, fissaggio a parete/soffitto
- Sliding door set, wall/ceiling installation
- Schiebetürset 1-flügelig, Wand-Deckenmontage



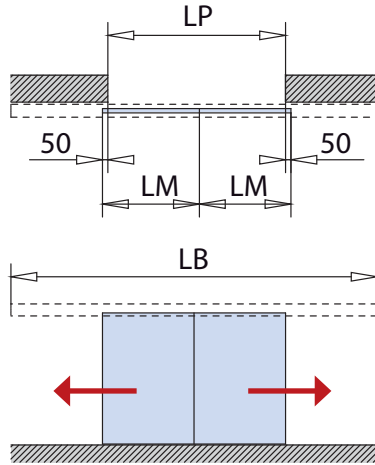
$$LB = LP \times 2 + 150$$

$$LM = LP + 100$$

V-5500 / V-5510 SET 2

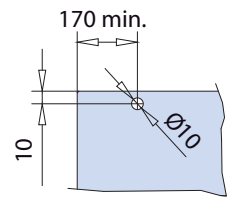
€ A.02 € A.04

- Set per 2 ante scorrevoli, fissaggio a parete/soffitto
- Sliding doors set, wall/ceiling installation
- Schiebetürset 2-flügelig, Wand-Deckenmontage



$$LB = LP \times 2 + 100$$

$$LM = (LP + 100) / 2$$

 LAVORAZIONE VETRO
 GLASS PREPARATION
 GLASBEARBEITUNG


OPTIONAL (x 2)

xme508a

Cod.	Fin. / Fin. / Oberf.	V-5500 / V-5510 SET 1 FIX	V-5500 / V-5510 SET 1 MIS	V-5500 / V-5510 SET 2 FIX	V-5500 / V-5510 SET 2 MIS
V-5500 L=2000 L=3000 L=4000 L=6000	AN / IXE	1	-	1	-
V-5500-MIS L=1500 → 6000	AN / IXE	-	1	-	1
V-5502	-	1	1	2	2
V-5506-70 (V-5500)-70 Kg / V-5506-50 (V-5510)-50 Kg	-	1	1	2	2
V-5501	AN / IXE	1	1	1	1
V-012	AN / NS	1	1	2	2

Fifty SOFT-CLOSE

V-5503



70 Kg



70 Kg

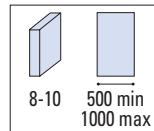
V-5513



70 Kg

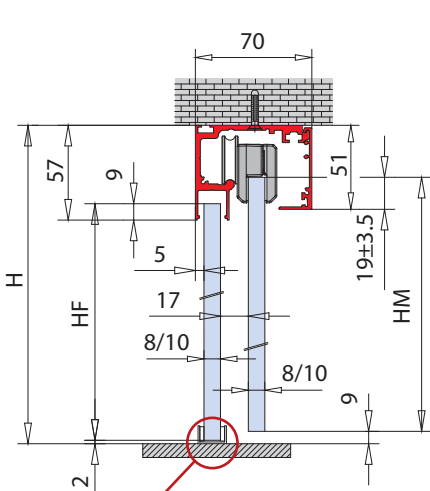



50 Kg



SIMPLE

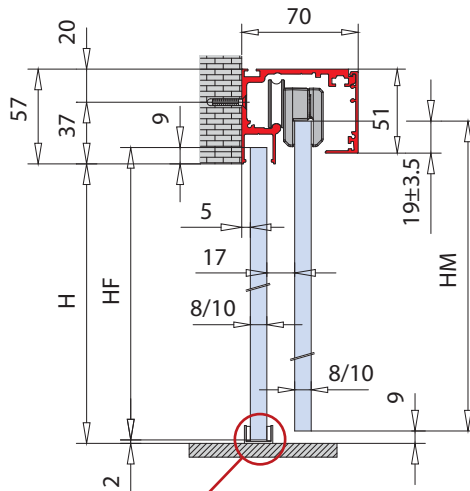


COMPONENTI / COMPONENTS / EINZELTEILE ▶ 18


NON INCLUSO
NOT INCLUDED
NICHT ENTHALTEN

$$HM = H - 41$$

$$HF = H - 51$$



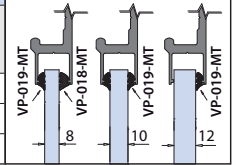
NON INCLUSO
NOT INCLUDED
NICHT ENTHALTEN

$$HM = H + 10$$

$$HF = H + 7$$

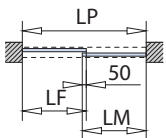
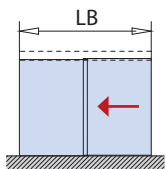
OPTIONAL	
VP-019-MT	VP-018-MT
2	3
1000 mm	
2000 mm	
3000 mm	

- Guarnizioni per sede vetro fisso
- Gaskets for fixed glass
- Dichtungen für Seitenteil


**V-5503 / V-5513
SOFT-CLOSE SET 1**

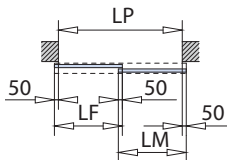
€▶ A.05 €▶ A.07

- Set per 1 anta scorrevole e vetro fisso, fissaggio a parete/soffitto
- Sliding door set with fixed panel, wall/ceiling installation
- Schiebetürset 1-flügelig mit Seitenteil, Wand-Deckenmontage



$$LB = LP$$

$$LM = LF = (LP + 50) / 2$$



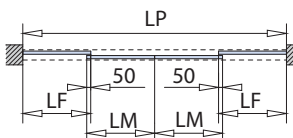
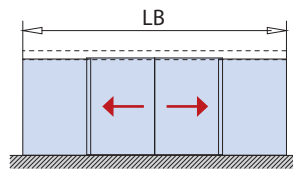
$$LB = LP + 100$$

$$LM = LF = (LP + 150) / 2$$

**V-5503 / V-5513
SOFT-CLOSE SET 2**

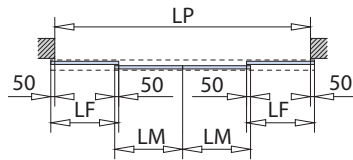
€▶ A.06 €▶ A.08

- Set per 2 ante scorrevoli e vetri fissi, fissaggio a parete/soffitto
- Sliding doors set with fixed panels, wall/ceiling installation
- Schiebetürset 2-flügelig mit Seitenteil, Wand-Deckenmontage



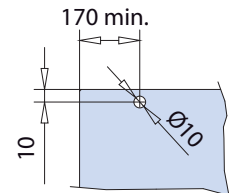
$$LB = LP$$

$$LM = LF = (LP + 100) / 4$$



$$LB = LP + 100$$

$$LM = LF = (LP + 200) / 4$$

**LAVORAZIONE VETRO
GLASS PREPARATION
GLASBEARBEITUNG**


OPTIONAL (x2)

xme508b/c


Cod.	Fin. / Fin. / Oberf.	V-5503 / V-5513 SET 1 FIX	V-5503 / V-5513 SET 1 MIS	V-5503 / V-5513 SET 2 FIX	V-5503 / V-5513 SET 2 MIS
V-5503 L=2000 L=3000 L=4000 L=6000	AN / IXE	1	-	1	-
V-5503-MIS L=1500 → 6000	AN / IXE	-	1	-	1
V-5502	-	1	1	2	2
V-5506-70 (V-5503)-70 Kg / V-5506-50 (V-5513)-50 Kg	-	1	1	2	2
V-5511 (OPTIONAL)	AN / IXE	(1)	(1)	(1)	(1)
V-012	AN / NS	1	1	2	2

V-5500 / V-5510 / V-5503 / V-5513 Fifty SOFT-CLOSE

COMPONENTI / COMPONENTS / EINZELTEILE



SIMPLE

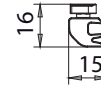
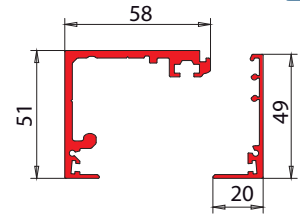


V-5500

- Guida di scorrimento Fifty completa di veletta
 - Track profile Fifty with cover profile
 - Führungsschiene Fifty mit Profilabdeckung
- AN - IXE

Cod.	Fin./Fin./Oberf.
V-5500-2000 mm	AN / IXE
V-5500-3000 mm	AN / IXE
V-5500-4000 mm	AN / IXE
V-5500-6000 mm	AN / IXE
V-5500-MIS*	AN / IXE


* disponibilità taglio a misura mm 1500→6000
* cut to size mm 1500→6000
* nach Mass geschnitten mm 1500→6000



- Clip fissaggio veletta
- Clip fixing cover profile
- Clip für Befestigung der Abdeckung

€ A.09

xme508d

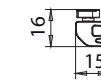
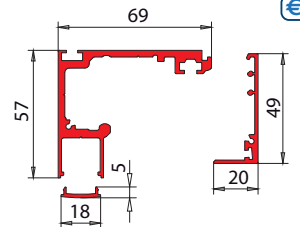


V-5503

- Guida di scorrimento Fifty completa di veletta per anta scorrevole con vetro fisso laterale
 - Track profile Fifty with cover profile for sliding panel and fixed side panel
 - Führungsschiene Fifty mit Profilabdeckung für Schiebetür und Seitenteil
- AN - IXE

Cod.	Fin./Fin./Oberf.
V-5503-2000 mm	AN / IXE
V-5503-3000 mm	AN / IXE
V-5503-4000 mm	AN / IXE
V-5503-6000 mm	AN / IXE
V-5503-MIS*	AN / IXE


* disponibilità taglio a misura mm 1500→6000
* cut to size mm 1500→6000
* nach Mass geschnitten mm 1500→6000



- Clip fissaggio veletta
- Clip fixing cover profile
- Clip für Befestigung der Abdeckung

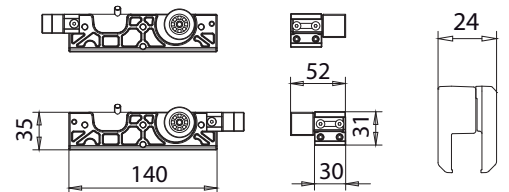
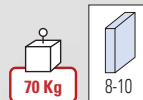
€ A.10

xme508d



V-5502

- Set carrelli con pinze e stopper per 1 anta scorrevole
- Set roller carriers and stoppers for 1 panel
- Set Klemm-Laufwagen und stopper für 1 Flügel



€ A.11

xme508d/e



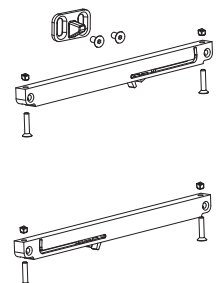
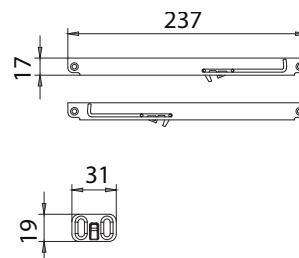
V-5506-70

70 Kg

V-5506-50


50 Kg

- Set 2 stoppers Fifty Soft-close (per 1 anta)
- Set 2 stoppers Fifty Soft-close (for 1 sliding panel)
- Set 2 stoppers Fifty Soft-close mit Selbsteinzug (für 1 Schiebetür)

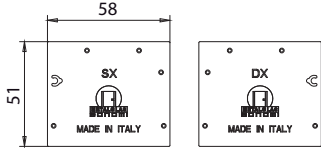


€ A.12 € A.17


xme508d



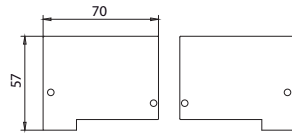
V-5501 € A.13
 • Paio tappi finali in plastica per guida a scorrimento V-5500
 • Pair plastic endcaps for track profile V-5500
 • Paar Endkappen aus Kunststoff für Laufschiene V-5500
 AN - IXE




xme508d



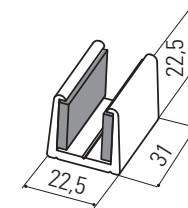
V-5511 € A.18
 • Paio tappi finali in alluminio per guida a scorrimento V-5503
 • Pair aluminium endcaps for track profile V-5503
 • Paar Endkappen aus Aluminium für Laufschiene V-5503
 AN - IXE




xme508d



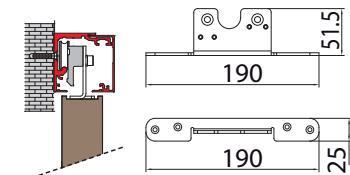
V-012 € A.14
 • Guida a pavimento per scorrevole con feltrini per vetro 8 e 10 mm
 • Floor guide with felt strips for glass sliding door a 8 and 10 mm
 • Bodenführung mit Filzleiter für Glas 8 und 10 mm
 AN - NS



• Altri modelli disponibili a pag. 174
 • Other models available on page.174
 • Weitere Modelle auf Seite 174

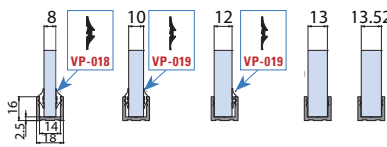


V-5507 € A.15
 • Set staffe per fissaggio carrelli con pannello in legno
 • Pair suspension plates hanger with wooden doors
 • Paar Winkel mit Holztüren

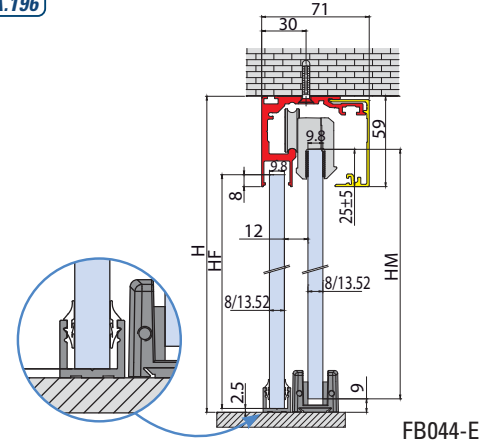


xme508f

V-2014-MIX € A.196
 • Canalina per vetro fisso escluso guarnizioni
 • U channel for fixed panel, gaskets not included
 • U Profil für Seitenteil Dichtungen nicht inkl.
 AN - IXE



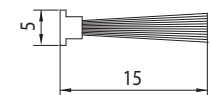
Cod.	Fin./Fin./Oberf.
V-2014-2000 mm	AN / IXE / NO
V-2014-3000 mm	AN / IXE / NO
V-2014-6000 mm	AN / IXE / NO



FB044-E



V-5408 € A.56
 • Spazzolina per guida di scorrimento V-5500/V-5503
 • Brush seal for track profile V-5500/V-5503
 • Bürstenprofil für Laufschiene V-5500/V-5503



xla340B



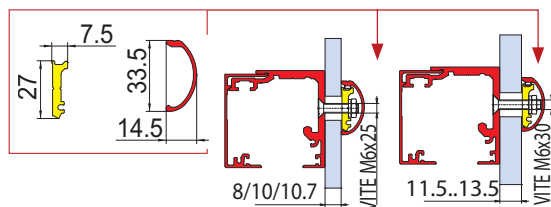
P-F08 € A.16
 • Guida a pavimento per ante in legno
 • Floor guide for sliding wooden panel
 • Bodenführung für Schiebetüren aus Holz

OPTIONAL

VP-019-MT	VP-018-MT
1000 mm - 2000 mm - 3000 mm	
• Guarnizioni per sede vetro fisso • Gaskets for fixed glass • Dichtungen für Seitenteil	
8	10



V-6006 € A.54
 • Profilo e veletta per fissaggio binario a vetro (non preforato)
 • Profile and cover profile for glass installation (not predrilled)
 • Profil und Abdeckung für Glasmontage (nicht vorgebohrt)
 AN - IXE



xla340d

V-6007 € A.55
 • Paio di tappi laterali per profili fissaggio a vetro V-6006
 • Pair endcaps for V-6006 profiles glass installation
 • Paar Endkappen für Profile V-6006 Glasmontage
 AN - IXE

Cod.	Fin./Fin./Oberf.
V-6006-2000 mm	AN / IXE
V-6006-3000 mm	AN / IXE
V-6006-4000 mm	AN / IXE
V-6006-6000 mm	AN / IXE
V-6006-MIS*	AN / IXE

* disponibilità taglio a misura mm 1500→6000
 * cut to size mm 1500→6000
 * nach Mass geschritten mm 1500→6000

xla340d

EVOLUTION MINI SOFT-CLOSE



V-5420

120 Kg **70 Kg** soft-close

V-5400

120 Kg **80 Kg** soft-close

V-5410

120 Kg **120 Kg** soft-close

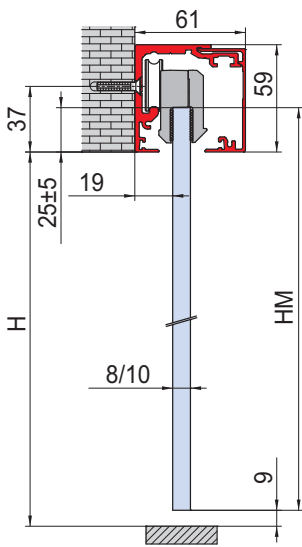
8-10	12-12,7-13,5 con/with/mit V-5107	700 min 1000 max



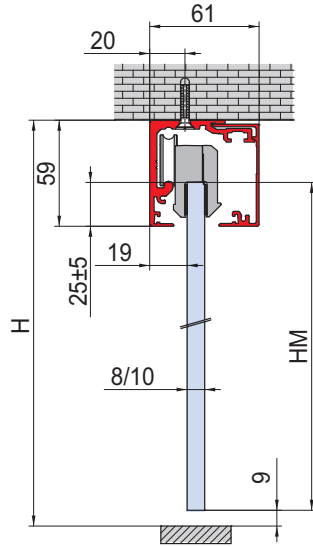
SIMPLE



COMPONENTI / COMPONENTS / EINZELTEILE ▶ 28



$$HM = H + 16$$



$$HM = H - 44$$

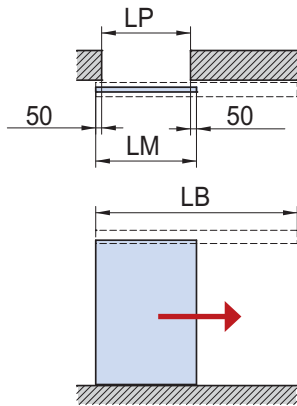


SIMPLE

V-5420 / V-5400 / V-5410 SET 1

- Set per 1 ante scorrevole, fissaggio a parete/soffitto
- Sliding door set, wall/ceiling installation
- Schiebetürset 1-flügelig, Wand-Deckenmontage

€▶ A.20 €▶ A.24 €▶ A.28



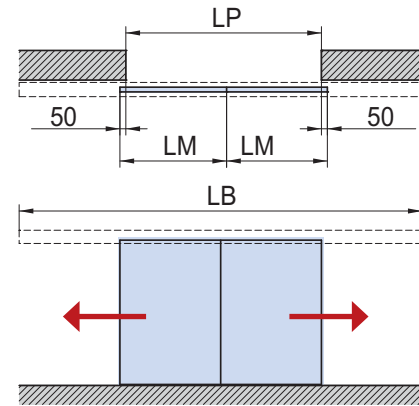
$$LB = LP \times 2 + 150$$

$$LM = LP + 100$$

V-5420 / V-5400 / V-5410 SET 2

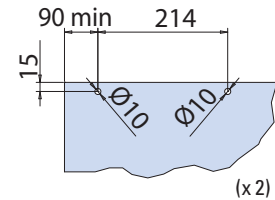
- Set per 2 ante scorrevoli, fissaggio a parete/soffitto
- Sliding doors set, wall/ceiling installation
- Schiebetürset 2-flügelig, Wand-Deckenmontage

€▶ A.21 €▶ A.25 €▶ A.29

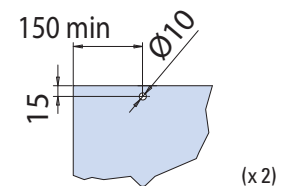


$$LB = LP \times 2 + 100$$

$$LM = (LP + 100) / 2$$

 LAVORAZIONE VETRO
 GLASS PREPARATION
 GLASBEARBEITUNG


- Fori optional per V-5102
- Holes optional for V-5102
- Bohrungen Optional für V-5102



- Fori optional per V-5152
- Holes optional for V-5152
- Bohrungen Optional für V-5152

xla340c

Cod.	Fin. / Fin. / Oberf.	V-5420 / V-5400 V-5410 SET 1 FIX	V-5420 / V-5400 V-5410 SET 1-MIS	V-5420 / V-5400 V-5410 SET 2 FIX	V-5420 / V-5400 V-5410 SET 2-MIS
V-5400 L=2000 L=3000 L=4000 L=6000	AN / IXE / NO	1	-	1	-
V-5400-MIS L=1500 → 6000	AN / IXE / NO	-	1	-	1
V-5102	-	1	1	2	2
V-5406-70 C (V-5420)-70 Kg V-5406-80 (V-5400)-80 Kg V-5406-120 (V-5410)-120 Kg	-	1	1	2	2
V-5401	AN / IXE / NO	1	1	1	1
V-012	AN / NS / NO	1	1	2	2

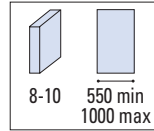
EVOLUTION MINI SOFT-CLOSE




V-5430



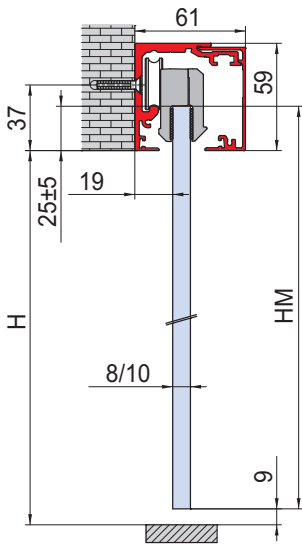
V-5450



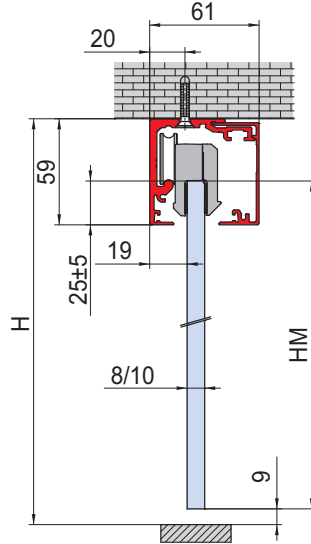
SIMPLE



COMPONENTI / COMPONENTS / EINZELTEILE ▶ 28



$$HM = H + 16$$



$$HM = H - 44$$

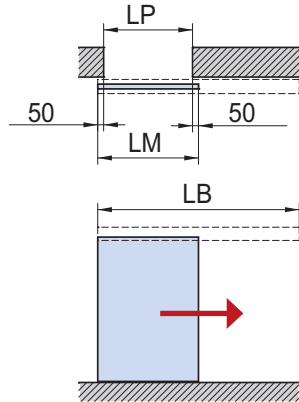


SIMPLE

V-5430 / V-5450 SET 1

- Set per 1 anta scorrevole, fissaggio a parete/soffitto
- Sliding door set, wall/ceiling installation
- Schiebetürset 1-flügelig, Wand-Deckenmontage

€▶ A.32 €▶ A.36



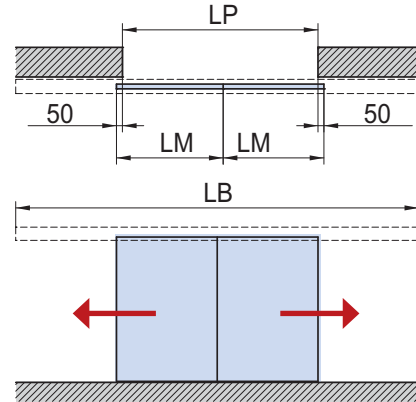
$$LB = LP \times 2 + 150$$

$$LM = LP + 100$$

V-5430 / V-5450 SET 2

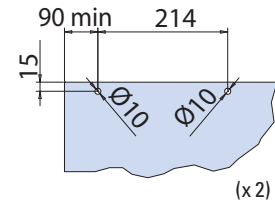
- Set per 2 ante scorrevoli, fissaggio a parete/soffitto
- Sliding doors set, wall/ceiling installation
- Schiebetürset 2-flügelig, Wand-Deckenmontage

€▶ A.33 €▶ A.37

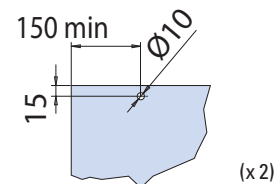


$$LB = LP \times 2 + 100$$

$$LM = (LP + 100) / 2$$

LAVORAZIONE VETRO
GLASS PREPARATION
GLASBEARBEITUNG


- Fori optional per V-5102
- Holes optional for V-5102
- Bohrungen Optional für V-5102



- Fori optional per V-5152
- Holes optional for V-5152
- Bohrungen Optional für V-5152

xla340c

Cod.	Fin. / Fin. / Oberf.	V-5430 / V-5450 SET 1 FIX	V-5430 / V-5450 SET 1-MIS	V-5430 / V-5450 SET 2 FIX	V-5430 / V-5450 SET 2-MIS
V-5400 L=2000 L=3000 L=4000 L=6000	AN / IXE / NO	1	-	1	-
V-5400-MIS L=1500 → 6000	AN / IXE / NO	-	1	-	1
V-5152	-	1	1	2	2
V-5406-70 C (V-5430)-70 Kg V-5406-80 (V-5450)-80 Kg	-	1	1	2	2
V-5401	AN / IXE / NO	1	1	1	1
V-012	AN / NS / NO	1	1	2	2

EVOLUTION MINI SOFT-CLOSE



V-5423



120 Kg



70 Kg

V-5403



120 Kg



80 Kg

V-5413



120 Kg



120 Kg

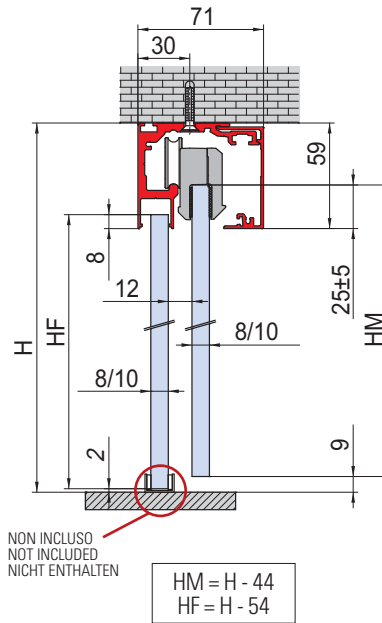
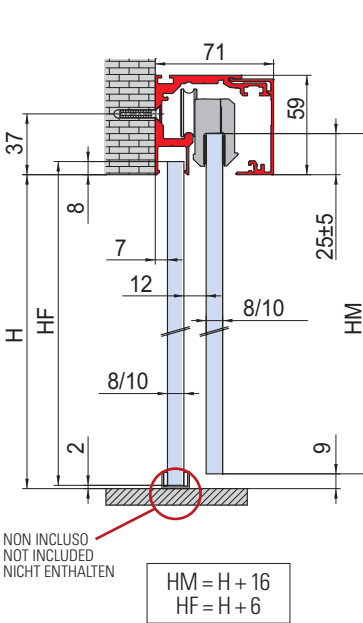
8-10	12-12,7-13,5 con/with/mit V-5107	700 min 1000 max



SIMPLE



COMPONENTI / COMPONENTS / EINZELTEILE ► 28



OPTIONAL	
VP-019-MT	VP-018-MT
2	3
1000 mm	
2000 mm	
3000 mm	

• Guarnizioni per sede vetro fisso
 • Gaskets for fixed glass
 • Dichtungen für Seitenteil

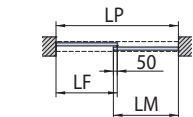
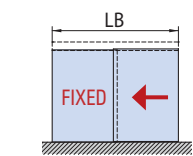


SIMPLE

V-5423 / V-5403 / V-5413 SET 1

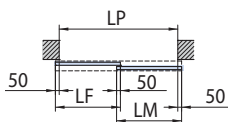
- Set per 1 anta scorrevole e vetro fisso, fissaggio a parete/soffitto
- Sliding door set with fixed panel, wall/ceiling installation
- Schiebetürset 1-flügelig mit Seitenteil, Wand-Deckenmontage

€► A.22 €► A.26 €► A.30



$$LB = LP$$

$$LM = LF = (LP + 50) / 2$$



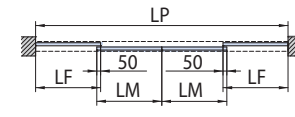
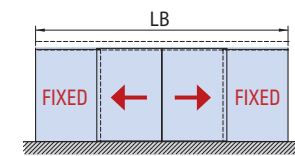
$$LB = LP + 100$$

$$LM = LF = (LP + 150) / 2$$

V-5423 / V-5403 / V-5413 SET 2

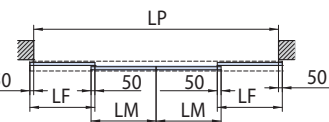
- Set per 2 ante scorrevoli e vetri fissi, fissaggio a parete/soffitto
- Sliding doors set with fixed panels, wall/ceiling installation
- Schiebetürset 2-flügelig mit Seitenteil, Wand-Deckenmontage

€► A.23 €► A.27 €► A.31



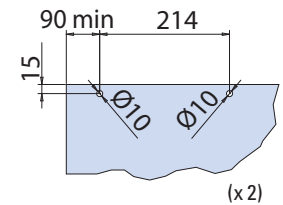
$$LB = LP$$

$$LM = LF = (LP + 100) / 4$$

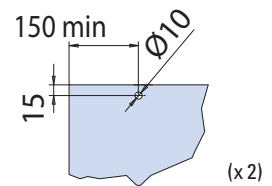


$$LB = LP + 100$$

$$LM = LF = (LP + 200) / 4$$

**LAVORAZIONE VETRO
 GLASS PREPARATION
 GLASBEARBEITUNG**


- Fori optional per V-5102
- Holes optional for V-5102
- Bohrungen Optional für V-5102



- Fori optional per V-5152
- Holes optional for V-5152
- Bohrungen Optional für V-5152

xla340c

Cod.	Fin. / Fin. / Oberf.	V-5423 / V-5403 V-5413 SET 1 FIX	V-5423 / V-5403 V-5413 SET 1-MIS	V-5423 / V-5403 V-5413 SET 2 FIX	V-5423 / V-5403 V-5413 SET 2-MIS
V-5403 L=2000 L=3000 L=4000 L=6000	AN / IXE	1	-	1	-
V-5403-MIS L=1500 → 6000	AN / IXE	-	1	-	1
V-5102	-	1	1	2	2
V-5406-70 C (V-5423)-70 Kg V-5406-80 (V-5403)-80 Kg V-5406-120 (V-5413)-120 Kg	-	1	1	2	2
V-5411 (OPTIONAL)	AN / IXE	(1)	(1)	(1)	(1)
V-012	AN / NS	1	1	2	2

EVOLUTION MINI SOFT-CLOSE



V-5433



70 Kg



70 Kg

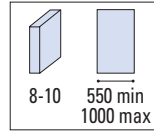
V-5453




70 Kg



80 Kg



SIMPLE

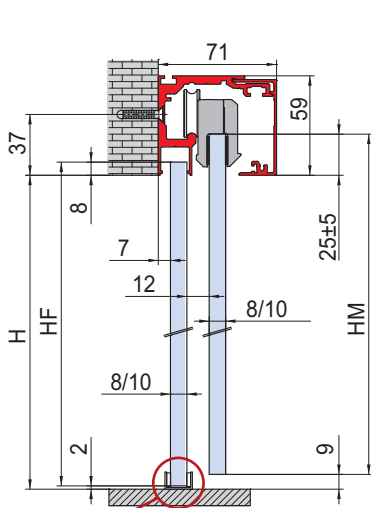


COMPONENTI / COMPONENTS / EINZELTEILE ▶ 28


V-5403

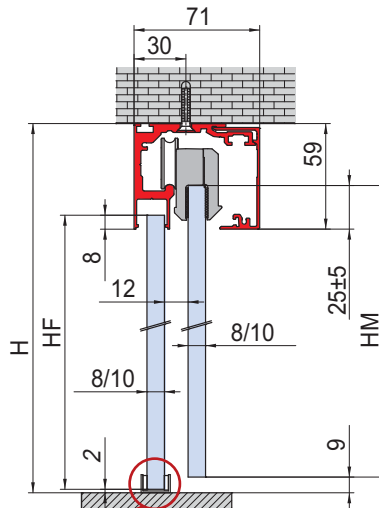
V-5152 70 Kg

V-5406-70 C - 70 Kg
V-5406-120 - 120 Kg
V-5406 - 80 Kg

V-012
V-5411

 NON INCLUSO
 NOT INCLUDED
 NICHT ENTHALTEN

$$HM = H + 16$$

$$HF = H + 6$$


 NON INCLUSO
 NOT INCLUDED
 NICHT ENTHALTEN

$$HM = H - 44$$

$$HF = H - 54$$

OPTIONAL		<ul style="list-style-type: none"> Guarnizioni per sede vetro fisso Gaskets for fixed glass Dichtungen für Seitenteil
VP-019-MT	VP-018-MT	
2	3	
1000 mm	2000 mm	
3000 mm		

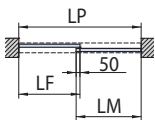
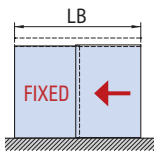


SIMPLE

V-5433 / V-5453 SET 1

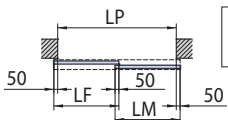
- Set per 1 anta scorrevole e vetro fisso, fissaggio a parete/soffitto
- Sliding door set with fixed panel, wall/ceiling installation
- Schiebetürset 1-flügelig mit Seitenteil, Wand-Deckenmontage

€▶ A.34 €▶ A.38



$$LB = LP$$

$$LM = LF = (LP + 50) / 2$$



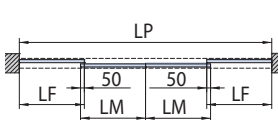
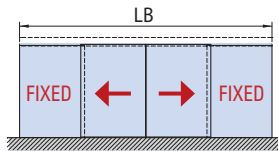
$$LB = LP + 100$$

$$LM = LF = (LP + 150) / 2$$

V-5433 / V-5453 SET 2

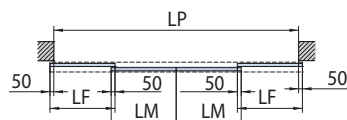
- Set per 2 ante scorrevole e vetri fissi, fissaggio a parete/soffitto
- Sliding doors set with fixed panels, wall/ceiling installation
- Schiebetürset 2-flügelig mit Seitenteil, Wand-Deckenmontage

€▶ A.35 €▶ A.39



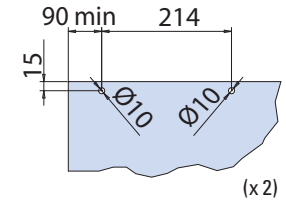
$$LB = LP$$

$$LM = LF = (LP + 100) / 4$$

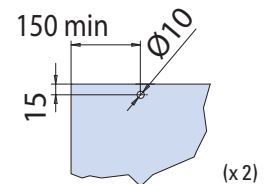


$$LB = LP + 100$$

$$LM = LF = (LP + 200) / 4$$

LAVORAZIONE VETRO
GLASS PREPARATION
GLASBEARBEITUNG


- **Fori optional** per V-5102
- **Holes optional** for V-5102
- **Bohrungen Optional** für V-5102



- **Fori optional** per V-5152
- **Holes optional** for V-5152
- **Bohrungen Optional** für V-5152

xla340c

Cod.	Fin. / Fin. / Oberf.	V-5433 / V-5453 SET 1 FIX	V-5433 / V-5453 SET 1-MIS	V-5433 / V-5453 SET 2 FIX	V-5433 / V-5453 SET 2-MIS
V-5403 L=2000 L=3000 L=4000 L=6000	AN / IXE	1	-	1	-
V-5403-MIS L=1500 → 6000	AN / IXE	-	1	-	1
V-5152	-	1	1	2	2
V-5406-70 C (V-5433)-70 Kg V-5406-80 (V-5453)-80 Kg	-	1	1	2	2
V-5411 (OPTIONAL)	AN / IXE	(1)	(1)	(1)	(1)
V-012	AN / NS	1	1	2	2

V-5400 / V-5403 / V-5450 / V-5453 / V-5440 EVOLUTION MINI SOFT-CLOSE COMPONENTI / COMPONENTS / EINZELTEILE



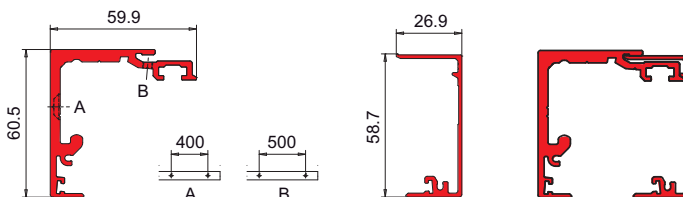
€ A.40



V-5400


- Guida di scorrimento Evolution Mini Soft-close completa di veletta
- Track profile Evolution Mini Soft-close with profile cover
- Führungsschiene Evolution Mini Soft-close mit Profilabdeckung

AN-IXE-NO



xfb-068

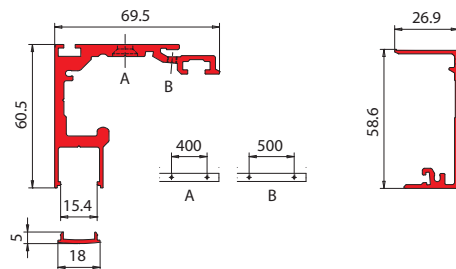
SIMPLE



V-5403

- Binario Evolution Mini per anta scorrevole con vetro fisso laterale
- Track profile Evolution Mini for sliding panel and fixed side panel
- Laufschiene Evolution Mini für Schiebetür und Seitenteil

AN-IXE



€ A.41

xfb-068

OPTIONAL	
VP-019-MT	VP-018-MT
2	3
1000 mm - 2000 mm - 3000 mm	
<ul style="list-style-type: none"> • Guarnizioni per sede vetro fisso • Gaskets for fixed glass • Dichtungen für Seitenteil 	
8	10
12	

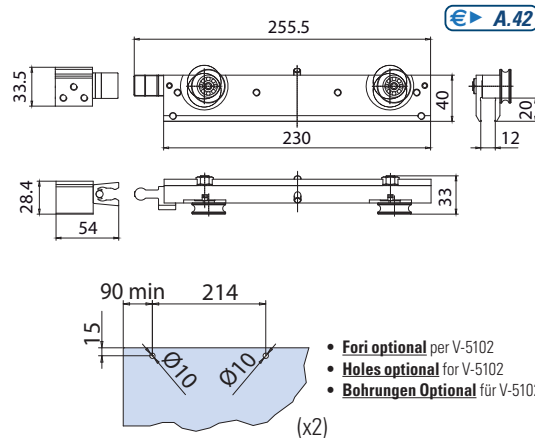
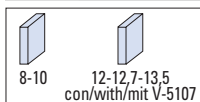
€ A.58



V-5102

- Set accessori per 1 anta scorrevole composto da:
n° 2 carrelli, morsetti per vetro 8-10 mm,
n° 2 stoppers
- Accessories set for 1 sliding panel consisting of:
n° 2 roller carriers for 8/10 mm glass,
n° 2 stoppers
- Zubehör für 1 Schiebetür bestehend aus:
n° 2 Klemm - Laufwagen für 8/10 mm Glas,
n° 2 Stopper

120 Kg



- Fori optional per V-5102
- Holes optional for V-5102
- Bohrungen Optional für V-5102

€ A.42

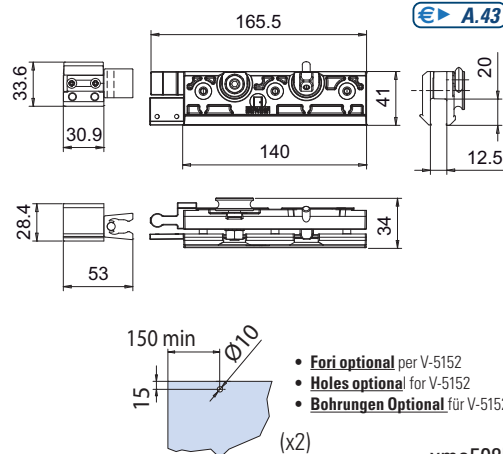
xme508i



V-5152

- Set accessori per 1 anta scorrevole composto da:
n° 2 carrelli, morsetti per vetro 8-10 mm, n° 2 stoppers
- Accessories set for 1 sliding panel consisting of:
n° 2 roller carriers for 8/10 mm glass, n° 2 stoppers.
- Zubehör für 1 Schiebetür bestehend aus:
n° 2 Klemm - Laufwagen für 8/10 mm Glas, n° 2 Stopper

70 Kg



- Fori optional per V-5152
- Holes optional for V-5152
- Bohrungen Optional für V-5152

€ A.43

xme508l

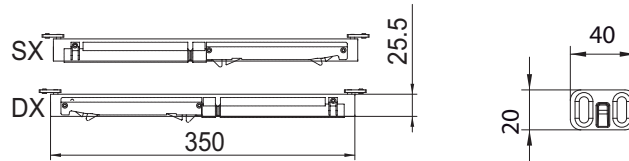


soft-close
80 Kg

V-5406

- Set 2 stoppers Evolution Soft-close (per 1 anta)
- Set 2 stoppers Evolution Soft-close (for 1 sliding panel)
- Set 2 Stoppers Evolution Soft-close mit Selbsteinzug (für 1 Schiebetür)

€▶ A.45



SIMPLE

xla340b

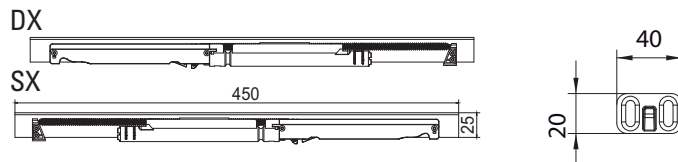


soft-close
120 Kg

V-5406-120

- Set 2 stoppers Evolution Soft-close (per 1 anta)
- Set 2 stoppers Evolution Soft-close (for 1 sliding panel)
- Set 2 Stoppers Evolution Soft-close mit Selbsteinzug (für 1 Schiebetür)

€▶ A.46



pla283z





70 Kg

V-5406-70-C

- Set 2 stoppers Evolution Soft-close (per 1 anta)
- Set 2 stoppers Evolution Soft-close (for 1 sliding panel)
- Set 2 Stoppers Evolution Soft-close mit Selbsteinzug (für 1 Schiebetür)

€▶ A.44



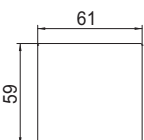
2 pcs

V-5401

€▶ A.47

- Paio tappi finali in plastica per guida a scorrimento V-5400
- Pair plastic endcaps for track profile V-5400
- Paar Endkappen aus Kunststoff für Laufschiene V-5400

AN - IXE



xla340b



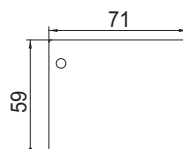
2 pcs

V-5411

€▶ A.48

- Paio tappi finali in alluminio per guida a scorrimento V-5403
- Pair aluminium endcaps for track profile V-5403
- Paar Endkappenn aus Aluminium für Laufschiene V-5403

AN - IXE



xla340b

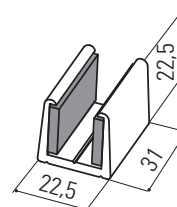


V-012

€▶ A.50

- Guida a pavimento per scorrevole con feltrini per vetro 8 e 10 mm
- Floor guide with felt strips for glass sliding door a 8 and 10mm
- Bodenführung mit Filzgleiter für Glas 8 und 10 mm

AN - NS



- Altri modelli disponibili a pag. 174
- Other models available on page.174
- Weitere Modelle auf Seite 174

V-5400 / V-5403 / V-5450 / V-5453 / V-5440 EVOLUTION MINI SOFT-CLOSE

COMPONENTI / COMPONENTS / EINZELTEILE



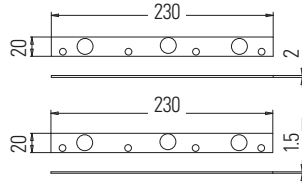
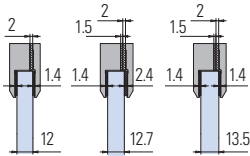
SIMPLE



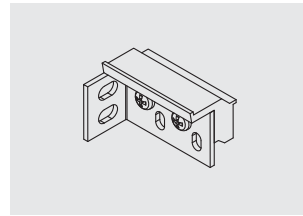
V-5107

€ A.49

- Set per spessori vetro 12 - 12,7 - 13,5 (per 2 pinze V-5102)
- Set spacers for glass thickness 12 - 12,7 - 13,5 (for 2 clamps V-5102)
- Set distanzscheiben für Glasdicke 12 - 12,7 - 13,5 (für 2 Klemm-Laufwagen V-5102)



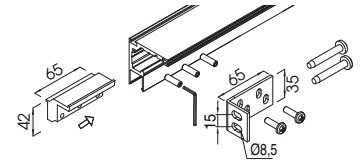
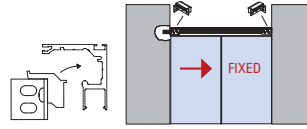
xla209b



V-5112

€ A.79

- N° 1 Staffa evolution autoportante reversibile DX-SX per fissaggio laterale binario V-5403/muro
- 1 pcs bracket for side fixing evolution profile V-5403
- 1 Stück winkelprofil für Seitliche Wandbefestigung Evolution Laufschiene V-5403



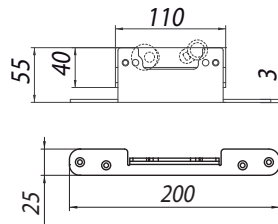
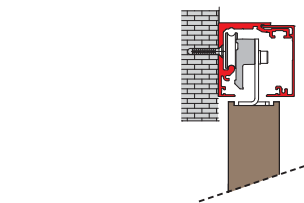
xme146




V-5307

€ A.60

- Set staffe per fissaggio carrelli Evolution V-5102 con pannello legno
- Pair suspension plates hanger for Evolution clamps V-5102 with wooden doors
- Paar Winkel für Evolution Laufwagen V-5102 mit Holz Türen



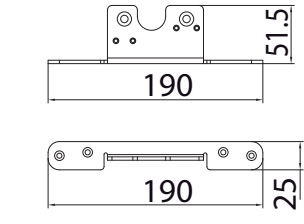
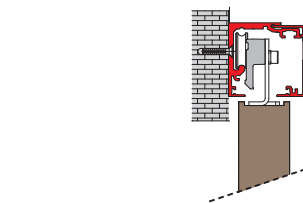
xla355




V-5507

€ A.61

- Set staffe per fissaggio carrelli Evolution V-5152 con pannello legno
- Pair suspension plates hanger for Evolution clamps V-5152 with wooden doors
- Paar Winkel für Evolution Laufwagen V-5152 mit Holz Türen



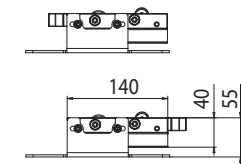
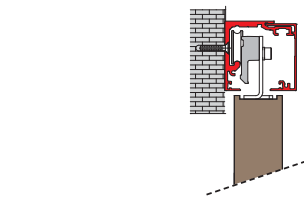
xme508f



V-5142

€ A.59

- Set accessori per 1 anta scorrevole in legno composto da: 2 carrelli, morsetti per porte legno. 2 stopper
- Accessory set for 1 sliding wooden door panel consisting of 2 roller carriers for wooden door, 2 stoppers
- Zubehör komplett für 1 Holz Schiebetür bestehend aus: N° 2 Klemm - Laufwagen für Holz Tür. 2 Stoppers



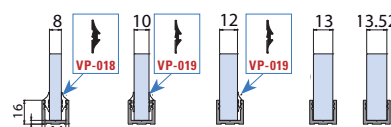
xla355

V-2014-MIX

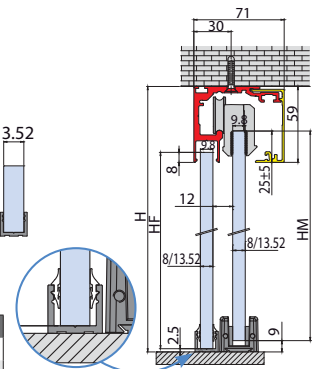
€ A.196

- Canalina per vetro fisso escluso guarnizioni
- U channel for fixed panel, gaskets not included
- U Profil für Seitenteil Dichtungen nicht inkl

AN - IXE



Cod.	Fin./Fin./Oberf.
V-2014-2000 mm	AN / IXE / NO
V-2014-3000 mm	AN / IXE / NO
V-2014-6000 mm	AN / IXE / NO



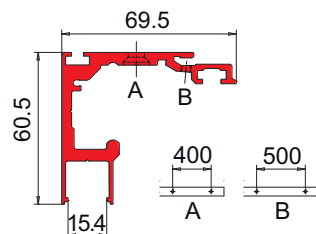
FB044-E



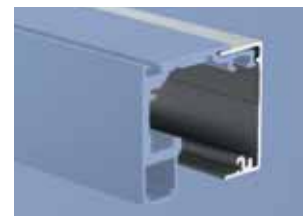
V-5404

€ D.163

- Profilo portante PPS Evolution per vetro fisso/scorrevole/porta
- Top profile PPS Evolution for fixed/sliding/pivot door
- PPS Evolution profil für Trennwand/Schiebetür/Drehtür



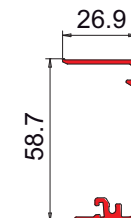
xfb-068




V-5405

€ D.164

- Velella di copertura per tratto con porta scorrevole
- Cover profile for sliding door section
- Profilabdeckung für Schiebetür

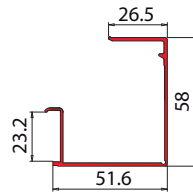


xfb-068



V-5407

- Veletta di chiusura per tratto con vetro fisso o porta
- Cover profile for fixed glass/pivot door section
- Sichtschutzprofil für Trennwand/Drehtür AN



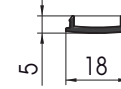
€▶ D.165

xfb-068



V-2005

- Profilo a scatto per chiusura profilo superiore
- Clips profile for aluminium top profile
- Sichtschutzprofil für Laufschiene AN



€▶ D.166

xfb-068

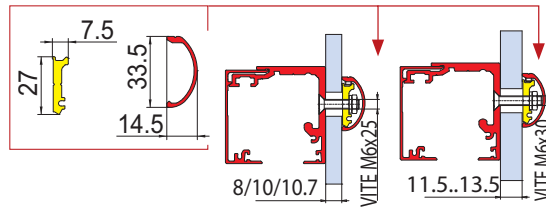


SIMPLE



V-6006

- Profilo e veletta per fissaggio binario a vetro (non preforato)
- Profile and cover profile for glass installation (not predrilled)
- Profil und Abdeckung für Glasmontage (nicht vorgebohrt) AN - IXE

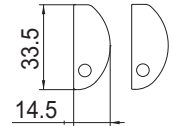


€▶ A.54

xla340d

V-6007

- Paio di tappi laterali per profili fissaggio a vetro V-6006
- Pair endcaps for V-6006 profiles glass installation
- Paar Endkappen für Profile V-6006 Glasmontage AN - IXE



€▶ A.55

xla340d

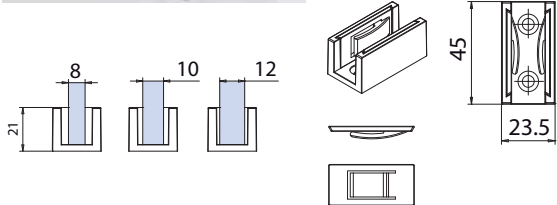
Cod.	Fin./Fin./Oberf.
V-6006-2000 mm	AN / IXE
V-6006-3000 mm	AN / IXE
V-6006-4000 mm	AN / IXE
V-6006-6000 mm	AN / IXE
V-6006-MIS*	AN / IXE

* disponibilità taglio a misura mm 1500→6000
* cut to size mm 1500→6000
* nach Mass geschnitten mm 1500→6000



V-012-EVO

- Guida a pavimento regolabile per vetro 8-10-12 mm
- Floor guide adjustable for glass 8-10-12 mm
- Bodenführung verstellbar für Glas 8-10-12 mm AN-NS-NO-CR



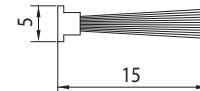
€▶ A.51

v-012new



V-5408

- Spazzolina per guida di scorrimento V-5400/V-5403
- Brush seal for track profile V-5400/V-5403
- Bürstenprofil für Laufschiene V-5400/V-5403



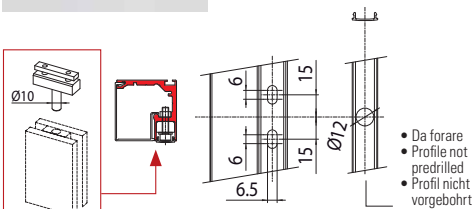
€▶ A.56

xla340B



V-5108

- Perno superiore
- Top pin
- Oberer zapfen eckig
- Asse rotazione porta
- Axe pivot door
- Achse Drehtür
- Regolazione ± 3 mm.
- Adjustment ± 3 mm.
- Verstellung ± 3 mm.



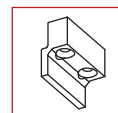
€▶ D.173

xme221C



V-5109

- Battuta per porta singola
- Single stop for pivot door
- Anschlag für Drehtür AN



€▶ D.174

xme221C



P-F08

- Guida a pavimento per ante in legno
- Floor guide for sliding wooden panel
- Bodenführung für Schiebetüren aus Holz

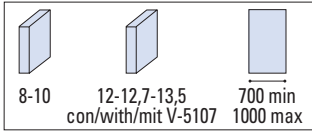
€▶ A.57

EVOLUTION

V-5100



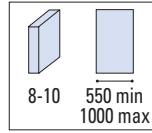
120 Kg



V-5150



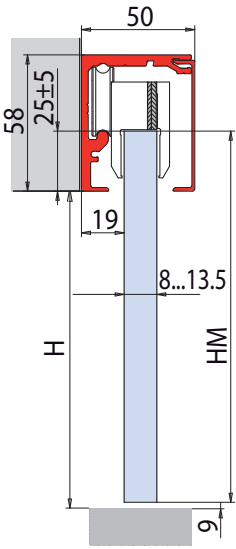

70 Kg



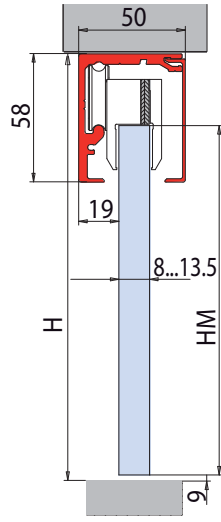
SIMPLE



COMPONENTI / COMPONENTS / EINZELTEILE ▶ 36



$$HM = H + 16$$



$$HM = H - 43$$

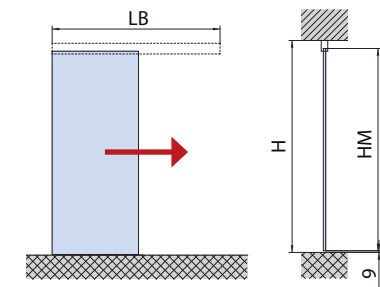
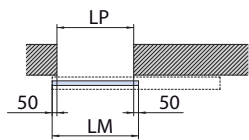


SIMPLE

V-5100 / V-5150 SET 1

€▶ A.62 €▶ A.64

- Set per 1 anta scorrevole, fissaggio a parete/soffitto
- Sliding door set, wall/ceiling installation
- Schiebetürset 1-flügelig, Wand-Deckenmontage



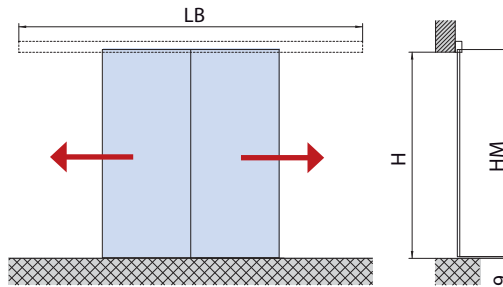
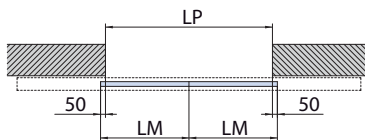
$$LB = LP \times 2 + 150$$

$$LM = LP + 100$$

V-5100 / V-5150 SET 2

€▶ A.63 €▶ A.65

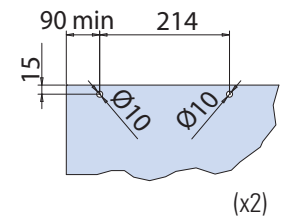
- Set per 2 ante scorrevoli, fissaggio a parete/soffitto
- Sliding doors set, wall/ceiling installation
- Schiebetürset 2-flügelig, Wand-Deckenmontage



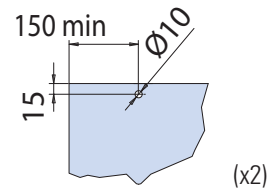
$$LB = LP \times 2 + 100$$

$$LM = (LP + 100) / 2$$

xla209 / xla281c

 LAVORAZIONE VETRO
 GLASS PREPARATION
 GLASBEARBEITUNG


- **Fori optional** per V-5102
- **Holes optional** for V-5102
- **Bohrungen Optional** für V-5102

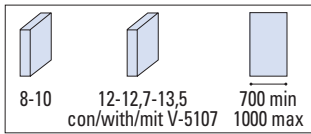


- **Fori optional** per V-5152
- **Holes optional** for V-5152
- **Bohrungen Optional** für V-5152

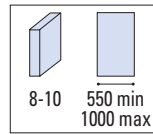
Cod.	Fin. / Fin. Oberf.	V-5100 SET 1 FIX	V-5100 SET 1-MIS	V-5100 SET 2 FIX	V-5100 SET 2-MIS	V-5150 SET 1 FIX	V-5150 SET 1-MIS	V-5150 SET 2 FIX	V-5150 SET 2-MIS
V-5100 L=2000 L=2500 L=3000 L=4000 L=6000	AN / IXE	1	-	1	-	1	-	1	-
V-5100-MIS L=1500 → 6000	AN / IXE	-	1	-	1	-	1	-	1
V-5102	-	1	1	2	2	-	-	-	-
V-5152	-	-	-	-	-	1	1	2	2
V-5101	AN / IXE	1	1	1	1	1	1	1	1
V-012	AN / NS	1	1	2	2	1	1	2	2

EVOLUTION


V-5103



V-5153



SIMPLE

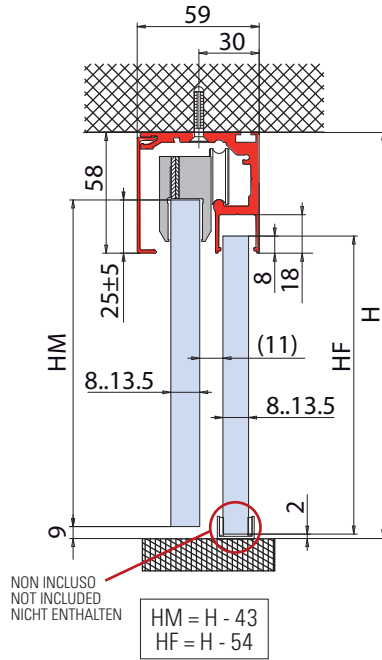
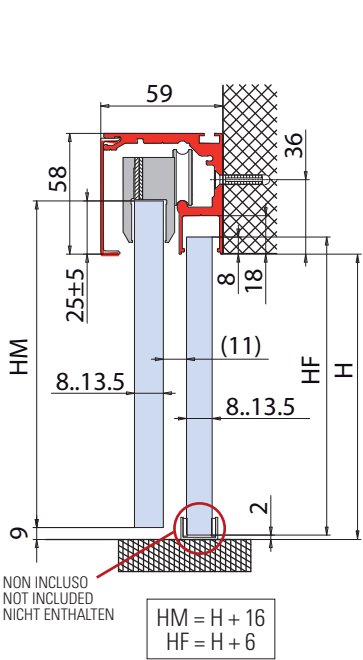


COMPONENTI / COMPONENTS / EINZELTEILE ▶ 36

V-5103

V-5102 - 120 Kg

V-5152 - 70 Kg

V-012
V-5111


OPTIONAL	
VP-019-MT	VP-018-MT
2	3
1000 mm	
2000 mm	
3000 mm	

- Guarnizioni per sede vetro fisso
- Gaskets for fixed glass
- Dichtungen für Seitenteil

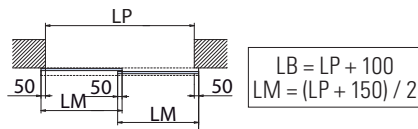
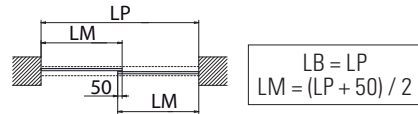
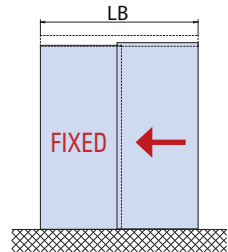


SIMPLE

V-5103 / V-5153 SET 1

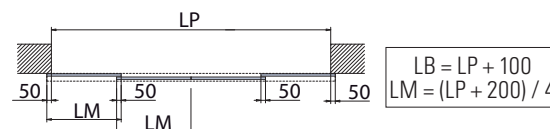
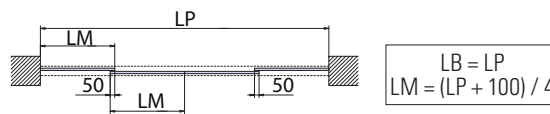
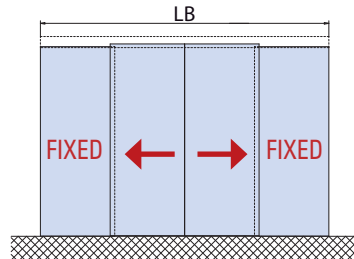
€▶ A.66 €▶ A.68

- Set per 1 anta scorrevole e vetro fisso, fissaggio a parete/soffitto
- Sliding door set with fixed panel, wall/ceiling installation
- Schiebetürset 1-flügelig mit Seitenteil, Wand-Deckenmontage

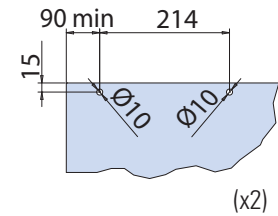

V-5103 / V-5153 SET 2

€▶ A.67 €▶ A.69

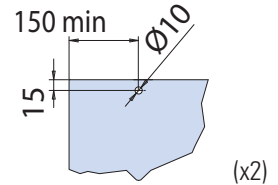
- Set per 2 ante scorrevoli e vetri fissi, fissaggio a parete/soffitto
- Sliding doors set with fixed panels, wall/ceiling installation
- Schiebetürset 2-flügelig mit Seitenteil, Wand-Deckenmontage



xla213 / xla214 / xla215

**LAVORAZIONE VETRO
GLASS PREPARATION
GLASBEARBEITUNG**


- Fori optional** per V-5102
- Holes optional** for V-5102
- Bohrungen Optional** für V-5102




- Fori optional** per V-5152
- Holes optional** for V-5152
- Bohrungen Optional** für V-5152

Cod.	Fin. / Fin. Oberf.	V-5103 SET 1 FIX	V-5103 SET 1-MIS	V-5103 SET 2 FIX	V-5103 SET 2-MIS	V-5153 SET 1 FIX	V-5153 SET 1-MIS	V-5153 SET 2 FIX	V-5153 SET 2-MIS
V-5103 L=2000 L=2500 L=3000 L=4000 L=6000	AN / IXE	1	-	1	-	1	-	1	-
V-5103-MIS L=1500 → 6000	AN / IXE	-	1	-	1	-	1	-	1
V-5102	-	1	1	2	2	-	-	-	-
V-5152	-	-	-	-	-	1	1	2	2
V-012	AN / NS	1	1	2	2	1	1	2	2
V-5111 (OPTIONAL)	AN / IXE	(1)	(1)	(1)	(1)	(1)	(1)	(1)	(1)

V-5100 / V-5103 / V-5150 / V-5153 / V-5140 EVOLUTION

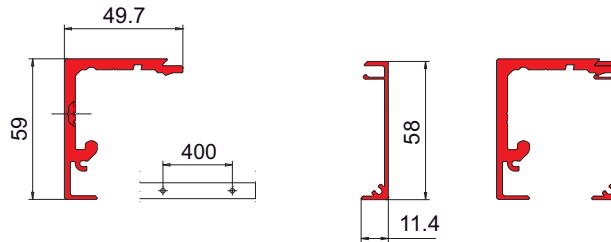
COMPONENTI / COMPONENTS / EINZELTEILE

SIMPLE



- V-5100**
- Binario Evolution
 - Track profile Evolution
 - Laufschiene Evolution
- AN-IXE

€ A.70

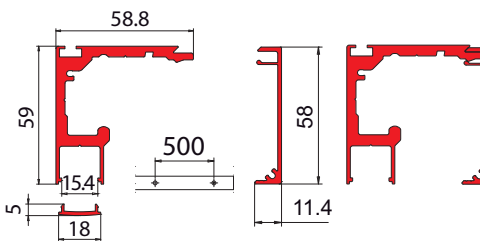


xfb-067



- V-5103**
- Binario Evolution per anta scorrevole con vetro fisso laterale
 - Track profile Evolution for sliding panel and fixed side panel
 - Laufschiene Evolution für Schiebetür und Seitenteil
- AN-IXE

€ A.71



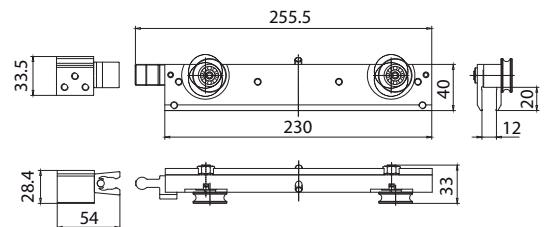
xfb-067

OPTIONAL	
VP-019-MT	VP-018-MT
2	3
1000 mm - 2000 mm - 3000 mm	
<ul style="list-style-type: none"> • Guarnizioni per sede vetro fisso • Gaskets for fixed glass • Dichtungen für Seitenteil 	
8	10
12	

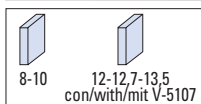


- V-5102**
- Set accessori per 1 anta scorrevole composto da: n° 2 carrelli, morsetti per vetro 8-10 mm, n° 2 stoppers
 - Accessories set for 1 sliding panel consisting of: n° 2 roller carriers for 8/10 mm glass, n° 2 stoppers
 - Zubehör für 1 Schiebetür bestehend aus: n° 2 Klemm - Laufwagen für 8/10 mm Glas, n° 2 Stopper

€ A.72



120 Kg

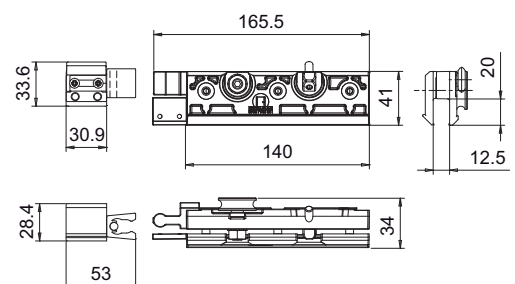


xme508i



- V-5152**
- Set accessori per 1 anta scorrevole composto da: n° 2 carrelli, morsetti per vetro 8-10 mm, n° 2 stoppers
 - Accessories set for 1 sliding panel consisting of: n° 2 roller carriers for 8/10 mm glass, n° 2 stoppers.
 - Zubehör für 1 Schiebetür bestehend aus: n° 2 Klemm - Laufwagen für 8/10 mm Glas, n° 2 Stopper


€ A.73



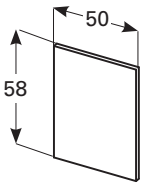
70 Kg



xme508i




2 pcs

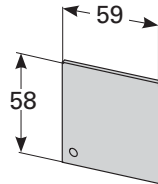

V-5101
A.74

- Paio tappi finali in plastica per guida a scorrimento V-5100
- Pair plastic endcaps for track profile V-5100
- Paar Endkappen aus Kunststoff für Laufschiene V-5100 AN - IXE

xla-209




2 pcs


V-5111
A.75

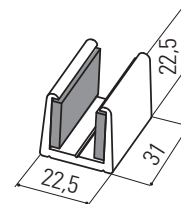
- Paio tappi finali in alluminio per guida a scorrimento V-5103
- Pair aluminium endcaps for track profile V-5103
- Paar Endkappen aus Aluminium für Laufschiene V-5103 AN - IXE

xla-209


V-012
A.76

- Guida a pavimento per scorrevole con feltrini per vetro 8 e 10 mm
- Floor guide with felt strips for glass sliding door a 8 and 10mm
- Bodenführung mit Filzgleiter für Glas 8 und 10 mm AN - NS

- Altri modelli disponibili a pag. 174
- Other models available on page.174
- Weitere Modelle auf Seite 174



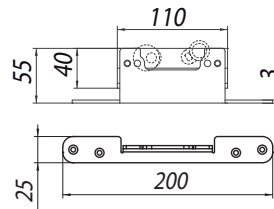
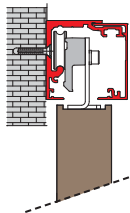
SIMPLE



2 pcs

V-5307
A.60

- Set staffe per fissaggio carrelli Evolution V-5102 con pannello legno
- Pair suspension plates hanger for Evolution clamps V-5102 with wooden doors
- Paar Winkel für Evolution Laufwagen V-5102 mit Holztüren



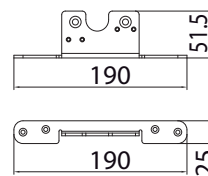
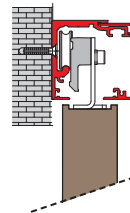
xla355



2 pcs

V-5507
A.61

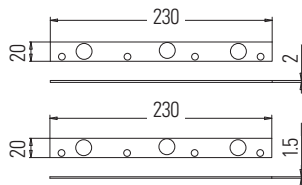
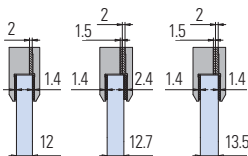
- Set staffe per fissaggio carrelli Evolution V-5152 con pannello legno
- Pair suspension plates hanger for Evolution clamps V-5152 with wooden doors
- Paar Winkel für Evolution Laufwagen V-5152 mit Holztüren




xme508f


V-5107
A.77

- Set per spessori vetro 12 - 12,7 - 13,5 (per 2 pinze V-5102)
- Set spacers for glass thickness 12 - 12,7 - 13,5 (for 2 clamps V-5102)
- Set distanzscheiben für Glasdicke 12 - 12,7 - 13,5 (für 2 Klemm-Laufwagen V-5102)



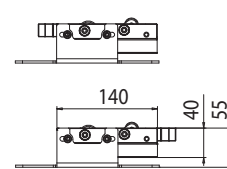
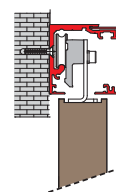
xla209b



60 Kg

V-5142
A.59

- Set accessori per 1 anta scorrevole in legno composto da: 2 carrelli, morsetti per porte legno, 2 stopper
- Accessory set for 1 sliding wooden door panel consisting of 2 roller carriers for wooden door, 2 stoppers
- Zubehör komplett für 1 Holz Schiebetür bestehend aus: N° 2 Klemm - Laufwagen für Holztür, 2 Stoppers

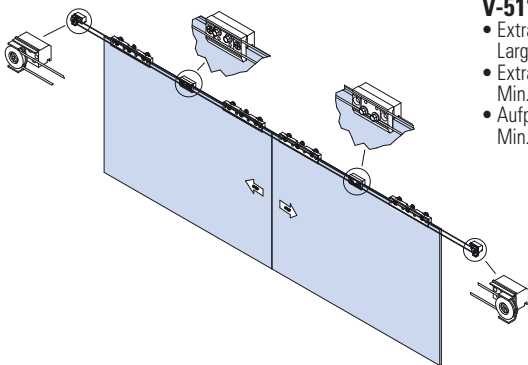

V-5140 SET 1 FIX
V-5140 SET 2 FIX
A.84 **A.85**

xla355

V-5100 / V-5103 / V-5150 / V-5153 / V-5140 EVOLUTION

COMPONENTI / COMPONENTS / EINZELTEILE

€▶ A.82



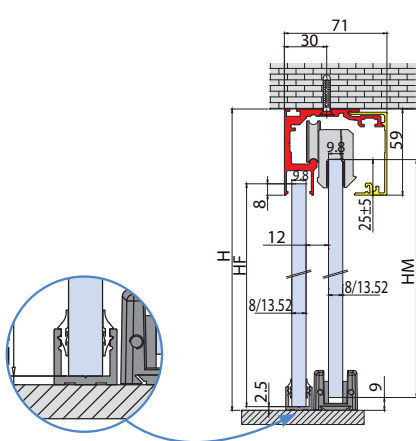
V-5110

- Extra montaggio kit Evolution per chiusura simultanea 2 ante.
Larghezza minima anta 600 mm (senza fori di sicurezza vetro)
- Extra cost for kit 2 panels synchronously opening.
Min. door width 600 mm (without security holes in glass)
- Aufpreis Set für 2 Synchron öffnende Schiebeteile.
Min. Flügelbreite 600 mm (ohne Sicherheitsbohrungen in Glas)

SIMPLE

xme-094

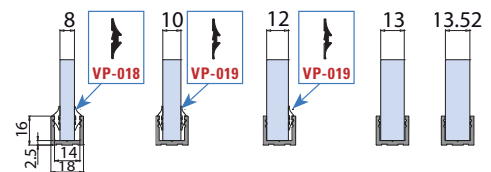
€▶ A.196



V-2014-MIX

- Canalina per vetro fisso escluso guarnizioni
 - U channel for fixed panel, gaskets not included
 - U Profil für Seitenteil Dichtungen nicht inkl.
- AN - IXE

Cod.	Fin./Fin./Oberf.
V-2014-2000 mm	AN / IXE / NO
V-2014-3000 mm	AN / IXE / NO
V-2014-6000 mm	AN / IXE / NO



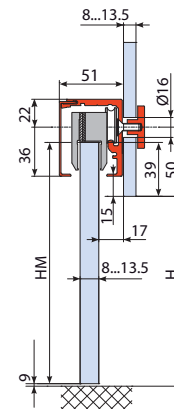
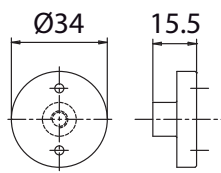
FB044-E

€▶ A.78



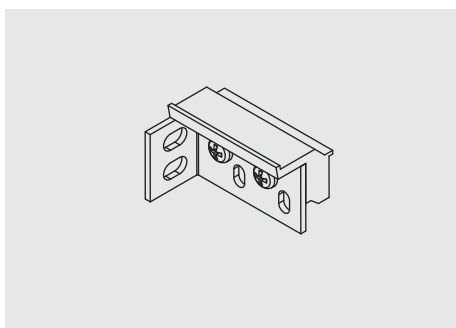
V-5006

- Punto per fissaggio a vetro fisso della guida V-5100
 - Point fitting to fix track profile V-5100 on glass
 - Punktbefestigung für Glasmontage Schiene V-5100
- AN - IXE



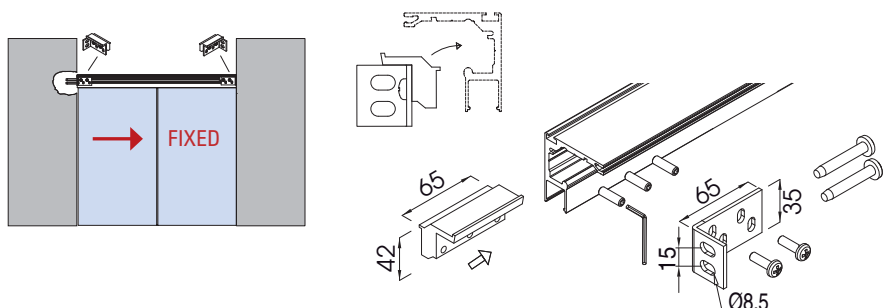
xla-211

€▶ A.79



V-5112

- N° 1 Staffa Evolution autoportante reversibile DX-SX per fissaggio laterale binario V-5403/muro
- 1 pcs bracket for side fixing evolution profile V-5403
- 1 Stück winkelprofil für Seitliche Wandbefestigung Evolution Laufschiene V-5403



xme146



SIMPLE

EVOLUTION
5100
▶ 32

COMPACT H45 (OPTIONAL SOFT-CLOSE)

V-5045

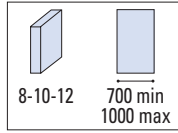
V-5050



90 Kg



70 Kg



SIMPLE



COMPONENTI / COMPONENTS / EINZELTEILE ▶ 44


V-5045

V-5042 90 Kg

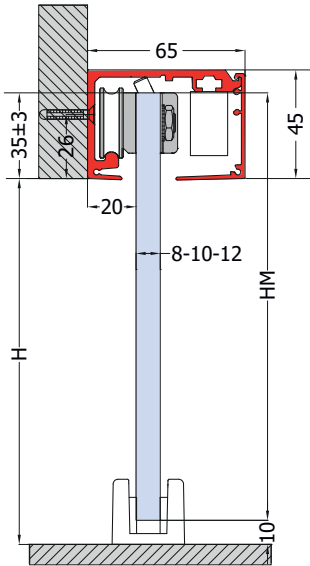
V-5052 70 Kg

V-5046-120 (OPTIONAL) - 120 Kg
V-5046-70 C (OPTIONAL) - 70 Kg

V-012

V-5051


SIMPLE

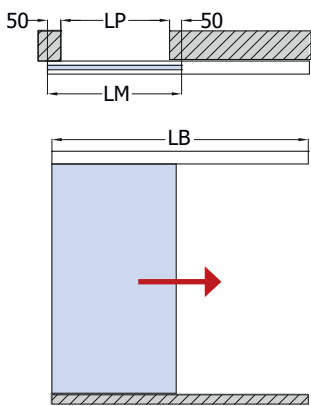


$$HM = H + 25$$

V-5045 / V-5050 SET 1

- Set per 1 anta scorrevole, fissaggio a parete/soffitto
- Sliding door set, wall/ceiling installation
- Schiebetürset 1-flügelig, Wand-Deckenmontage

€▶ A.93 €▶ A.95



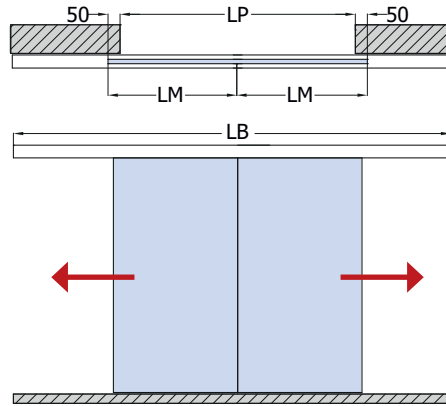
$$LB = LP \times 2 + 150$$

$$LM = LP + 100$$

V-5045 / V-5050 SET 2

- Set per 2 ante scorrevoli, fissaggio a parete/soffitto
- Sliding doors set, wall/ceiling installation
- Schiebetürset 2-flügelig, Wand-Deckenmontage

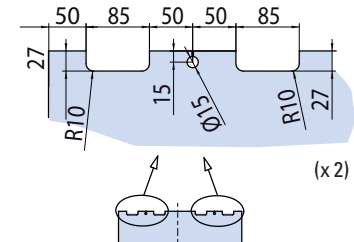
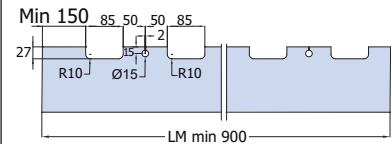
€▶ A.94 €▶ A.96



$$LB = LP \times 2 + 100$$

$$LM = (LP + 100) / 2$$

xme552a

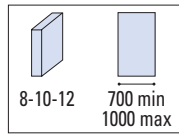
LAVORAZIONE VETRO
GLASS PREPARATION
GLASBEARBEITUNG

LAVORAZIONE VETRO
CON SOFT-CLOSE V-5046-120
GLASS PREPARATION
WITH SOFT-CLOSE V-5046-120
GLASBEARBEITUNG
MIT SOFT-CLOSE V-5046-120


Cod.	Fin. / Fin. Oberf.	V-5045 SET 1 FIX	V-5045 SET 1 MIS	V-5045 SET 2 FIX	V-5045 SET 2 MIS	V-5050 SET 1 FIX	V-5050 SET 1 MIS	V-5050 SET 2 FIX	V-5050 SET 2 MIS
V-5045 L=2000 L=3000 L=4000 L=6000	AN / IXE	1	-	1	-	1	-	1	-
V-5045-MIS L=1500 → 6000	AN / IXE	-	1	-	1	-	1	-	1
V-5042	-	1	1	2	2	-	-	-	-
V-5052	-	-	-	-	-	1	1	2	2
V-5046-120-120 Kg / V-5046-70 C-70 Kg (OPTIONAL)	-	(1)	(1)	(2)	(2)	(1)	(1)	(2)	(2)
V-5051	AN / IXE	1	1	1	1	1	1	1	1
V-012	AN / NS	1	1	2	2	1	1	2	2

COMPACT H40 (OPTIONAL SOFT-CLOSE)

V-5040

V-5035



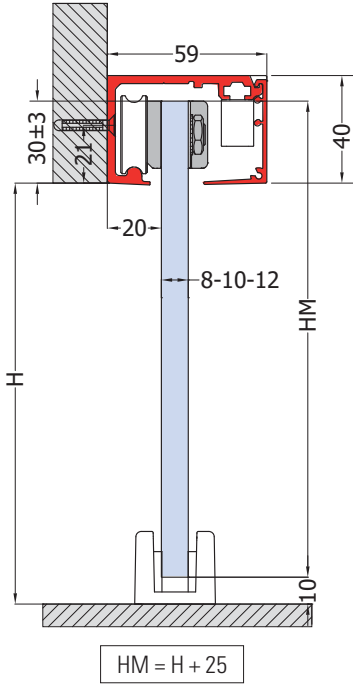
SIMPLE



COMPONENTI / COMPONENTS / EINZELTEILE ▶ 44

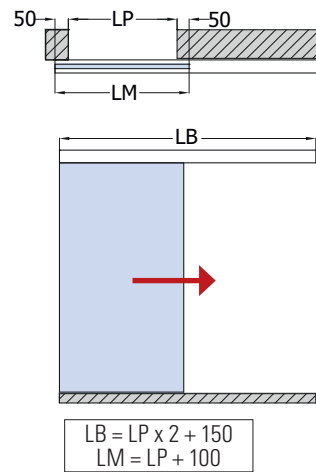


SIMPLE


V-5040 / V-5035 SET 1

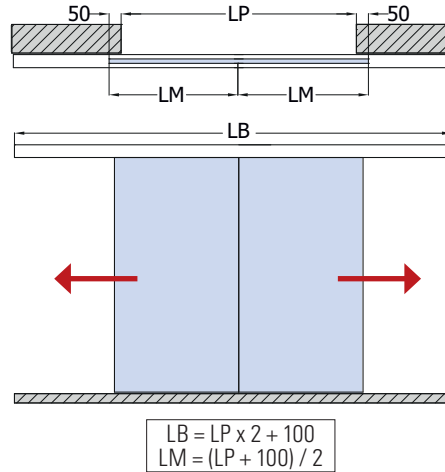
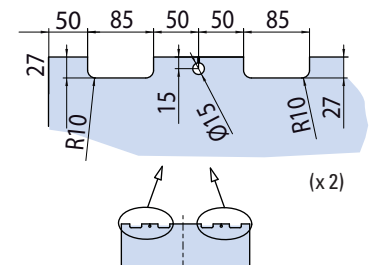
- Set per 1 anta scorrevole, fissaggio a parete/soffitto
- Sliding door set, wall/ceiling installation
- Schiebetürset 1-flügelig, Wand-Deckenmontage

€▶A.104 €▶A.106


V-5040 / V-5035 SET 2

- Set per 2 ante scorrevoli, fissaggio a parete/soffitto
- Sliding doors set, wall/ceiling installation
- Schiebetürset 2-flügelig, Wand-Deckenmontage

€▶A.105 €▶A.107


 LAVORAZIONE VETRO
 GLASS PREPARATION
 GLASBEARBEITUNG



xme552b

Cod.	Fin. / Fin. Oberf.	V-5040 SET 1 FIX	V-5040 SET 1 MIS	V-5040 SET 2 FIX	V-5040 SET 2 MIS	V-5035 SET 1 FIX	V-5035 SET 1 MIS	V-5035 SET 2 FIX	V-5035 SET 2 MIS
V-5040 L=2000 L=3000 L=4000 L=6000	AN / IXE	1	-	1	-	1	-	1	-
V-5040-MIS L=1500 → 6000	AN / IXE	-	1	-	1	-	1	-	1
V-5042	-	1	1	2	2	-	-	-	-
V-5052	-	-	-	-	-	1	1	2	2
V-5036-70-70 Kg / V-5036-50-50 Kg (OPTIONAL)	-	(1)	(1)	(2)	(2)	(1)	(1)	(2)	(2)
V-5041	AN / IXE	1	1	1	1	1	1	1	1
V-012	AN / NS	1	1	2	2	1	1	2	2

V-5045 / V-5050 / V-5040 / V-5035 COMPACT (OPTIONAL SOFT-CLOSE)

COMPONENTI / COMPONENTS / EINZELTEILE

SIMPLE

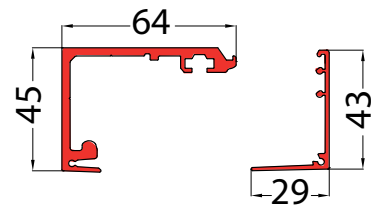


V-5045

- Guida di scorrimento completa di veletta
 - Track profile with profile cover
 - Führungsschiene mit Profilabdeckung
- AN - IXE

Cod.	Fin./Fin./Oberf.
V-5045-2000 mm	AN / IXE
V-5045-3000 mm	AN / IXE
V-5045-4000 mm	AN / IXE
V-5045-6000 mm	AN / IXE
V-5045-MIS*	AN / IXE

* disponibilità taglio a misura mm 1500→6000
* cut to size mm 1500→6000
* nach Mass geschnitten mm 1500→6000



€▶ A.97

- Clip fissaggio veletta
- Clip fixing cover profile
- Clip für Befestigung Profilabdeckung

xme552c

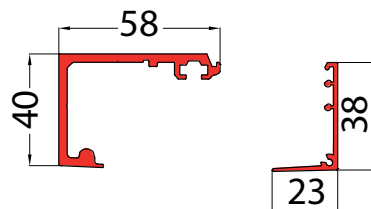


V-5040

- Guida di scorrimento completa di veletta
 - Track profile with profile cover
 - Führungsschiene mit Profilabdeckung
- AN - IXE

Cod.	Fin./Fin./Oberf.
V-5040-2000 mm	AN / IXE
V-5040-3000 mm	AN / IXE
V-5040-4000 mm	AN / IXE
V-5040-6000 mm	AN / IXE
V-5040-MIS*	AN / IXE

* disponibilità taglio a misura mm 1500→6000
* cut to size mm 1500→6000
* nach Mass geschnitten mm 1500→6000



€▶ A.108

- Clip fissaggio veletta
- Clip fixing cover profile
- Clip für Befestigung Profilabdeckung

xme552c

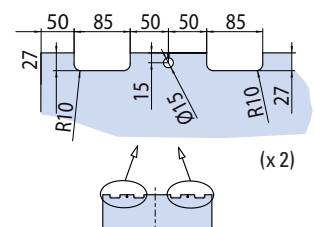
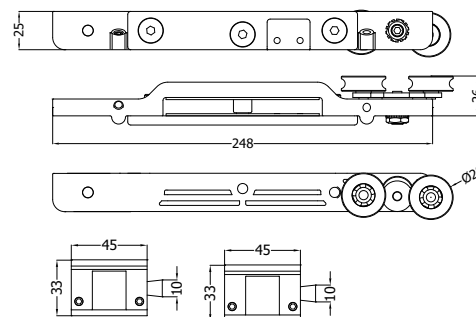


90 Kg



V-5042

- Set accessori per 1 anta scorrevole composto da: 2 carrelli con bilanciere a 2 ruote, morsetti e 2 stoppers
- Accessory set for 1 sliding panel consisting of 2 seesaw rollers with 2 wheels and 2 stoppers.
- Zubehör komplett für 1 Schiebetür bestehend aus: N° 2 Wippenlaufwagen mit 2 Laufrollen - N° 2 Stopper



€▶ A.98

xme508d/e

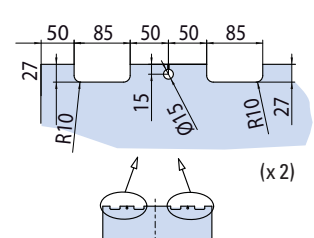
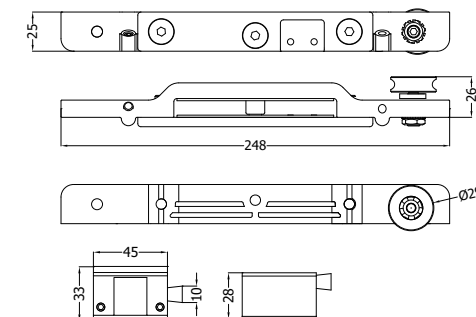


70 Kg



V-5052

- Set accessori per 1 anta scorrevole composto da: 2 carrelli con 1 ruota, morsetti e 2 stoppers
- Accessory set for 1 sliding panel consisting of 2 roller carriers with 1 wheel and 2 stoppers
- Zubehör komplett für 1 Schiebetür bestehend aus: N° 2 Klemm - Laufwagen mit 1 Laufrolle - N° 2 Stopper



€▶ A.99

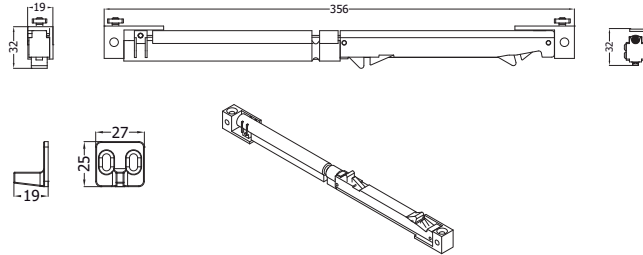
xme508d/e



soft-close
70 Kg

V-5046-70 C 70 Kg

- Set 2 stoppers Soft-close (per 1 anta con binario V-5045)
- Set 2 stoppers Soft-close (for 1 sliding panel with track profile V-5045)
- Set 2 stoppers Soft-close mit Selbststeizug (für 1 Schiebetür mit Laufschiene V-5045)



€▶A.100

SIMPLE

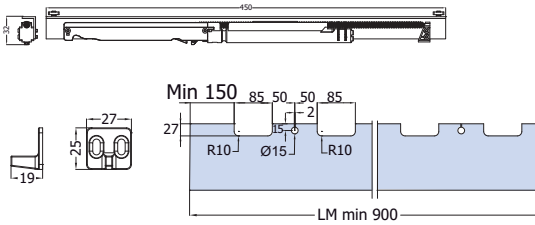
xme552d



soft-close
120 Kg

V-5046-120 120 Kg

- Set 2 stoppers Soft-close (per 1 anta con binario V-5045)
- Set 2 stoppers Soft-close (for 1 sliding panel with track profile V-5045)
- Set 2 stoppers Soft-close mit Selbststeizug (für 1 Schiebetür mit Laufschiene V-5045)



€▶A.101

- Lavorazione vetro con Soft-close V-5046-120
- Glass preparation with Soft-close V-5046-120
- Glasbearbeitung mit Soft-close V-5046-120

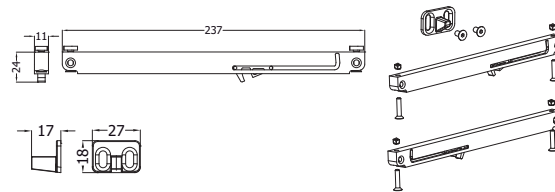
xme552d



soft-close soft-close
70 Kg 50 Kg

V-5036-70 70 KG
V-5036-50 50 KG


- Set 2 stoppers Soft-close (per 1 anta con binario V-5040)
- Set 2 stoppers Soft-close (for 1 sliding panel with track profile V-5040)
- Set 2 stoppers Soft-close mit Selbststeizug (für 1 Schiebetür mit Laufschiene V-5040)



€▶A.111

€▶A.112

xme552d

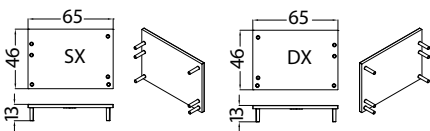


2 pcs


V-5051

€▶A.103

- Paio tappi finali per guida di scorrimento V-5045
- Pair endcaps for track profile V-5045
- Paar Endkappen für Laufschiene V-5045 AN-IXE



xme552c

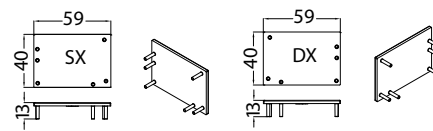


2 pcs


V-5041

€▶A.114

- Paio tappi finali per guida di scorrimento V-5040
- Pair endcaps for track profile V-5040
- Paar Endkappen für Laufschiene V-5040 AN-IXE



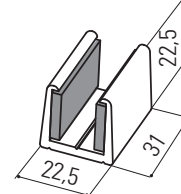
xme552c



V-012

€▶A.102

- Guida a pavimento per scorrevole con feltrini per vetro 8 e 10 mm
- Floor guide with felt strips for glass sliding door a 8 and 10mm
- Bodenführung mit Filzgleiter für Glas 8 und 10 mm AN - NS - CR

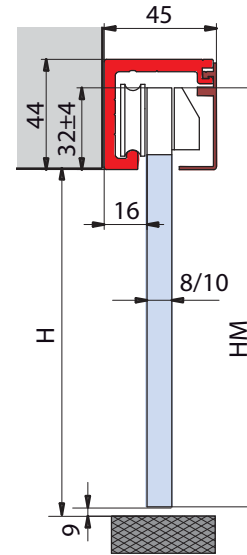
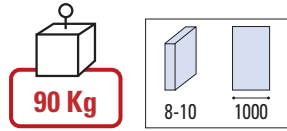


- Altri modelli disponibili a pag. 174
- Other models available on page.174
- Weitere Modelle auf Seite 174



COMPACT

V-5000



$HM = H + 23$

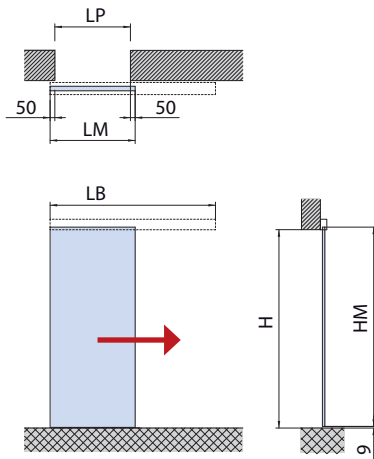


SIMPLE

V-5000 SET 1

€ ▶ A.86

- Set per 1 anta scorrevole, fissaggio a parete/soffitto
- Sliding door set, wall/ceiling installation
- Schiebetürset 1-flügelig, Wand-Deckenmontage

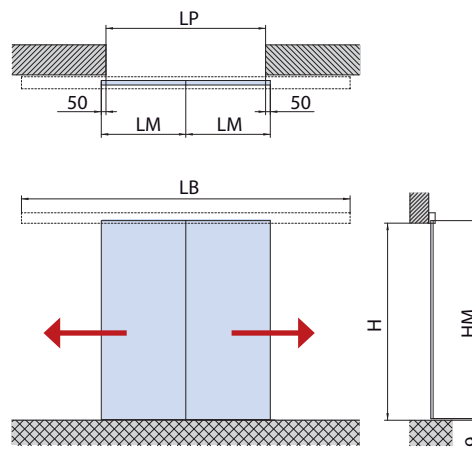


$LB = LP \times 2 + 150$
 $LM = LP + 100$

V-5000 SET 2

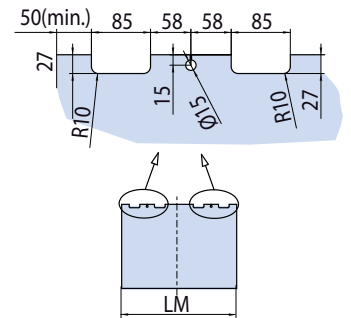
€ ▶ A.87

- Set per 2 ante scorrevoli, fissaggio a parete/soffitto
- Sliding doors set, wall/ceiling installation
- Schiebetürset 2-flügelig, Wand-Deckenmontage




$LB = LP \times 2 + 100$
 $LM = (LP + 100) / 2$

LAVORAZIONE VETRO GLASS PREPARATION GLASBEARBEITUNG



xla157 / xla281c

COMPONENTI / COMPONENTS / EINZELTEILE



V-5000



V-5002



V-012-EVO




V-5001

Cod.	Fin. / Fin. / Oberf.	V-5000 SET 1 FIX	V-5000 SET 1-MIS	V-5000 SET 2 FIX	V-5000 SET 2-MIS
V-5000 L=2000 L=3000 L=4000 L=6000	AN / IXE / CR	1	-	1	-
V-5000-MIS L=1500 → 6000	AN / IXE / CR	-	1	-	1
V-5002	-	1	1	2	2
V-012-EVO	AN / IXE / CR	1	1	2	2
V-5001	AN / IXE / CR	1	1	1	1

V-5000 COMPACT

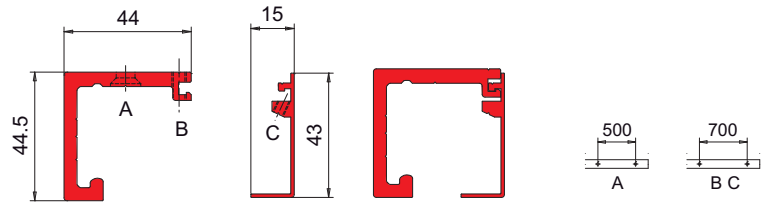
COMPONENTI / COMPONENTS / EINZELTEILE



V-5000

- Binario Compact
 - Track profile Compact
 - Laufschiene Compact
- AN - IXE - CR

€▶ A.88



SIMPLE

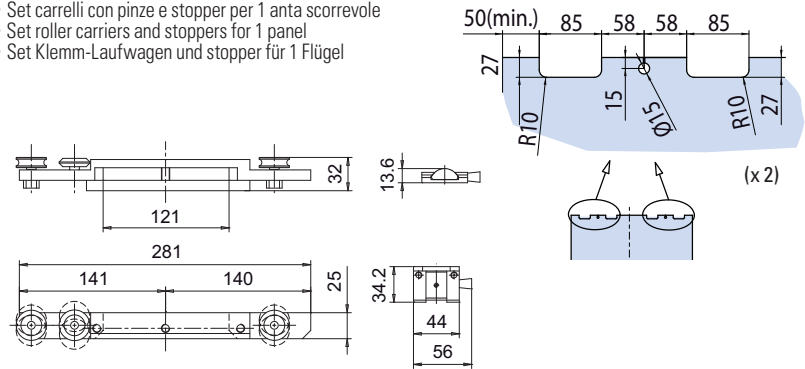
xla157



V-5002

- Set carrelli con pinze e stopper per 1 anta scorrevole
- Set roller carriers and stoppers for 1 panel
- Set Klemm-Laufwagen und stopper für 1 Flügel

€▶ A.83



8-10

90 Kg

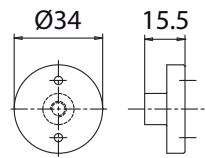
xla157



V-5006

- Punto per fissaggio a vetro fisso della guida V-5000
 - Point fitting to fix track profile V-5000 on glass
 - Punktbefestigung für Glasmontage Schiene V-5000
- AN - NS

€▶ A.92



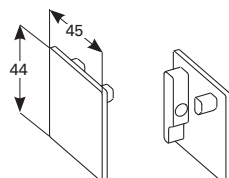
xla157



V-5001

- Paio tappi finali in alluminio per guida a scorrimento V-5000
 - Pair aluminium endcaps for track profile V-5000
 - Paar Endkappen aus Aluminium für Laufschiene V-5000
- AN - IXE - CR

€▶ A.91



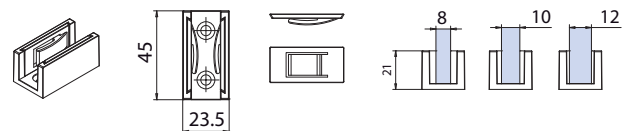
xla157



V-012-EVO

- Guida a pavimento regolabile per vetro 8-10-12 mm
 - Floor guide adjustable for glass 8-10-12 mm
 - Bodenführung verstellbar für Glas 8-10-12 mm
- AN - NS - NO - CR

€▶ A.90

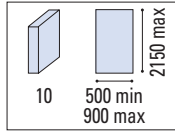
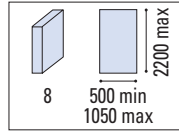


xfb-083

BRIXIA 50 SOFT-CLOSE



V-1840



SIMPLE



COMPONENTI / COMPONENTS / EINZELTEILE ▶ 50

V-1840

V-1842

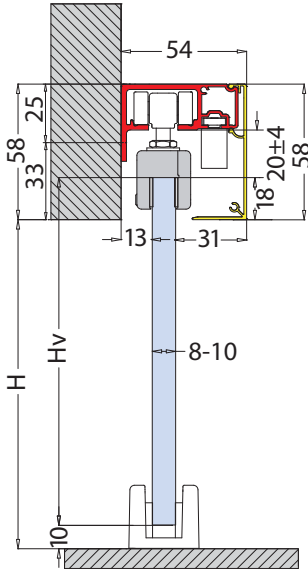
50 Kg


V-1846-50 50 Kg

V-012

V-1841


SIMPLE

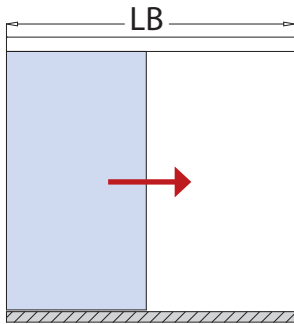
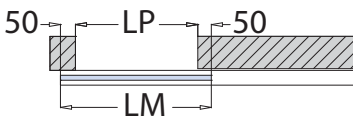


$$HV = H + 8$$

V-1840 SET 1

€ ▶ A.156

- Set per 1 anta scorrevole, fissaggio a parete
- Sliding door set, wall installation
- Schiebetürset 1-flügelig, Wandmontage



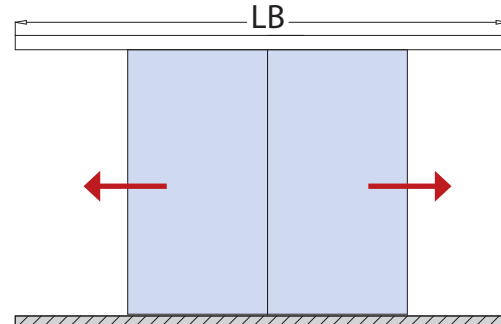
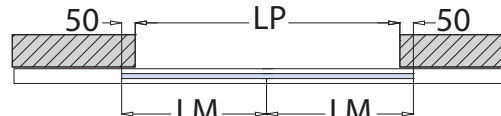
$$LB = LP \times 2 + 150$$

$$LM = LP + 100$$

V-1840 SET 2

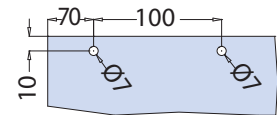
€ ▶ A.157

- Set per 2 ante scorrevoli, fissaggio a parete
- Sliding doors set, wall installation
- Schiebetürset 2-flügelig, Wandmontage



$$LB = LP \times 2 + 100$$

$$LM = (LP + 100) / 2$$

**LAVORAZIONE VETRO
GLASS PREPARATION
GLASBEARBEITUNG**


OPTIONAL (x 2)

- Optional fori sicurezza. Raccomandati per peso ante > 40 kg
- Optional security holes. Recommended for weight panels > 40 kg
- Optional Sicherheitsbohrungen. Empfohlen mit Flügelgewicht > 40 kg

xme510

Cod.	Fin. / Fin. / Oberf.	V-1840 SET 1 FIX	V-1840 SET 1 MIS	V-1840 SET 2 FIX	V-1840 SET 2 MIS
V-1840 L=2000 L=3000 L=4000 L=6000	AN / IXE	1	–	1	–
V-1840-MIS L=1500 → 6000	AN / IXE	–	1	–	1
V-1842	–	1	1	2	2
V-1846-50 50 Kg	–	1	1	2	2
V-1841	AN / IXE	1	1	1	1
V-012	AN / NS	1	1	2	2

V-1840 BRIXIA 50 SOFT-CLOSE

COMPONENTI / COMPONENTS / EINZELTEILE



SIMPLE

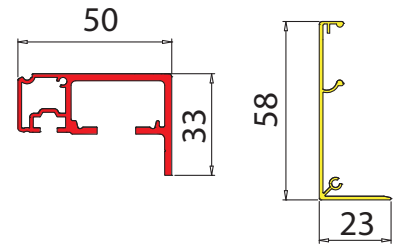


V-1840

- Guida di scorrimento Brixia 50 completa di veletta
 - Track profile Brixia 50 with cover profile
 - Führungsschiene Brixia 50 mit Profilabdeckung
- AN-IXE


Cod.	Fin./Fin./Oberf.
V-1840-2000 mm	AN / IXE
V-1840-3000 mm	AN / IXE
V-1840-4000 mm	AN / IXE
V-1840-6000 mm	AN / IXE
V-1840-MIS*	AN / IXE

* disponibilità taglio a misura mm 1500→6000
* cut to size mm 1500→6000
* nach Mass geschnitten mm 1500→6000



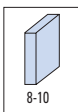
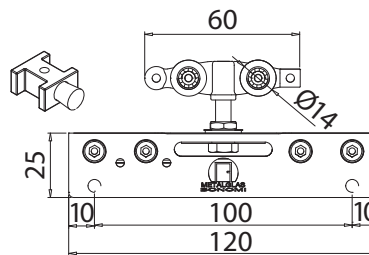
€▶A.158

xme510



V-1842

- Set accessori per 1 anta scorrevole composto da 2 carrelli, morsetti per vetro 8-10 mm, 2 stoppers
- Accessories set for 1 sliding panel consisting of N°2 trolley hangers with clamp carriage for 8/10 mm glass, N°2 endstops
- Zubehör für 1 Schiebetür bestehend aus: n° 2 Klemm - Laufwagen für 8/10 mm Glas, n° 2 Stopper



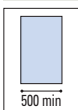
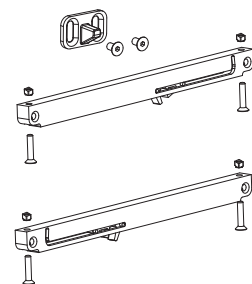
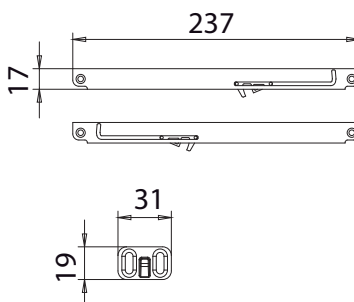
€▶A.159

xme510



V-1846-50

- Set 2 stoppers Soft-close (per 1 anta)
- Set 2 stoppers Fifty Soft-close (for 1 sliding panel)
- Set 2 Stoppers Soft-close mit Selbsteinzug (für 1 Schiebetür)



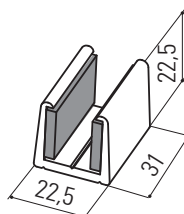
€▶A.160

xme508d



V-012


- Guida a pavimento per scorrevole con feltrini per vetro 8 e 10 mm
 - Floor guide with felt strips for glass sliding door a 8 and 10mm
 - Bodenführung mit Filzgleiter für Glas 8 und 10 mm
- AN - NS



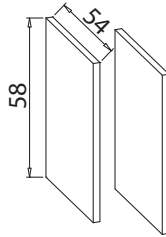
- Altri modelli disponibili a pag. 174
- Other models available on page.174
- Weitere Modelle auf Seite 174

€▶A.162

V-012


V-1841

- Paio tappi finali per binario V-1840
 - Pair endcaps for track profile V-1840
 - Paar Endkappen für Laufschienenprofile V-1840
- AN - IXE



2 pcs

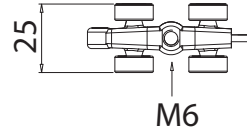
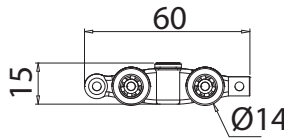


SIMPLE

xme510


V-1848

- Carrello Brixia 50
- Carrier Brixia 50
- Laufwagen Brixia 50

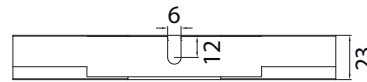
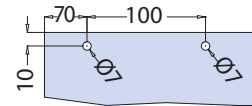
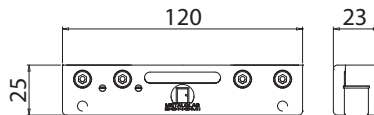


xme510a

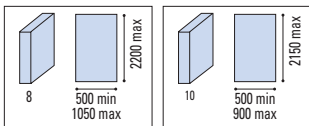

V-1845

- Pinza per vetro 8/10 mm
- Clamp for sliding door 8/10 mm without holes
- Klemmschuh für 8/10 mm Glas

- **Optional fori sicurezza.**
Raccomandati per peso ante > 40 kg
- **Optional security holes.**
Recommended for weight panels > 40 kg
- **Optional Sicherheitsbohrungen.**
Empfohlen mit Flügelgewicht > 40 kg



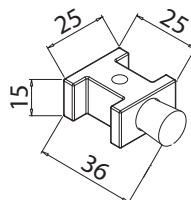
50 Kg
x 2 pcs



xme510a


V-1847

- Coppia stopper Brixia 50
- Pair stoppers Brixia 50
- Paar stoppers Brixia 50

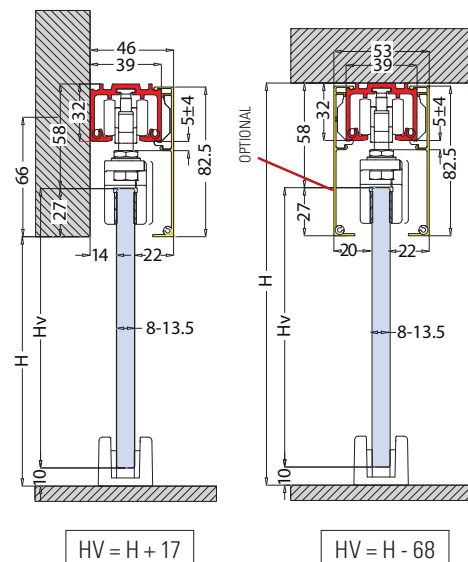
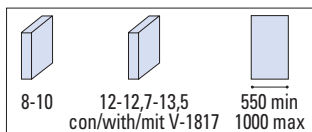


xme510a



BRIXIA HEAVY (OPTIONAL SOFT-CLOSE)

V-1860

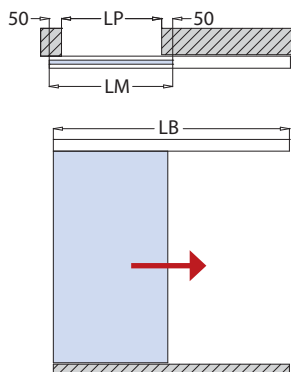


SIMPLE

V-1860 SET 1

€▶A.115

- Set per 1 anta scorrevole, fissaggio a parete/soffitto (solo 1 veletta inclusa)
- Sliding door set, wall/ceiling installation (only 1 cover included)
- Schiebetürset 1-flügelig, Wand-Deckenmontage (nur 1 Abdeckung enthalten)



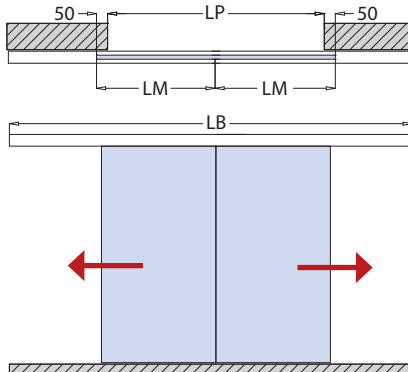
$$LB = LP \times 2 + 150$$

$$LM = LP + 100$$

V-1860 SET 2

€▶A.116

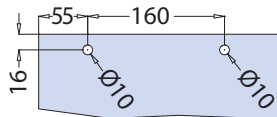
- Set per 2 ante scorrevoli, fissaggio a parete/soffitto (solo 1 veletta inclusa)
- Sliding doors set, wall/ceiling installation (only 1 cover included)
- Schiebetürset 2-flügelig, Wand-Deckenmontage (nur 1 Abdeckung enthalten)



$$LB = LP \times 2 + 100$$

$$LM = (LP + 100) / 2$$

LAVORAZIONE VETRO GLASS PREPARATION GLASBEARBEITUNG



OPTIONAL (x 2)

- **ATTENZIONE:** Con fori di sicurezza **optional** l'anta minima con soft-close aumenta di 100 mm
- **WARNING:** With **optional** security holes min. panel's width soft-close must be increased of 100mm
- **ACHTUNG:** Wenn **optionale** Sicherheitsbohrungen und Soft-close eingesetzt werden, muss die Mindestbreite um 100mm verlängert werden

xme425eNEW

COMPONENTI / COMPONENTS / EINZELTEILE ▶ 56



V-1860



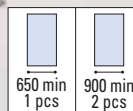
V-1821



V-1862



V-1824-70 (OPTIONAL) - 70 Kg
V-1824-50 (OPTIONAL) - 50 Kg



V-012

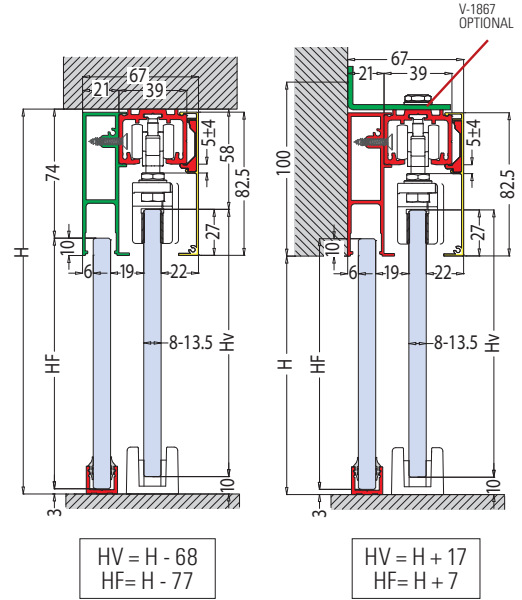
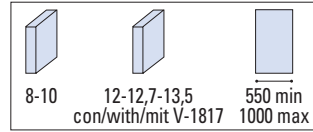
V-1868

Cod.	Fin. / Fin. / Oberf.	V-1860 SET 1 FIX	V-1860 SET 1 MIS	V-1860 SET 2 FIX	V-1860 SET 2 MIS
V-1860 LB=2000 LB=3000 LB=4000 LB=6000	AN	1	-	1	-
V-1860-MIS LB= 1500→6000	AN	-	1	-	1
V-1821 LB=2000 LB=3000 LB=4000 LB=6000	AN/IXE	1	-	1	-
V-1821-MIS LB= 1500→6000	AN/IXE	-	1	-	1
V-1862	-	1	1	2	2
V-1824-70 Soft-close (OPTIONAL)	-	(1) (2)	(1) (2)	(2) (4)	(2) (4)
V-1824-50 Soft-close (OPTIONAL)	-	(1) (2)	(1) (2)	(2) (4)	(2) (4)
V-1868	AN	1	1	1	1
V-012	AN/NS	1	1	2	2



BRIXIA HEAVY (OPTIONAL SOFT-CLOSE)

V-1863

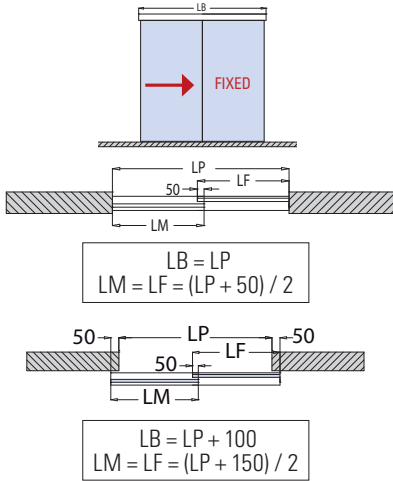


SIMPLE

V-1863 SET 1

€▶A.117

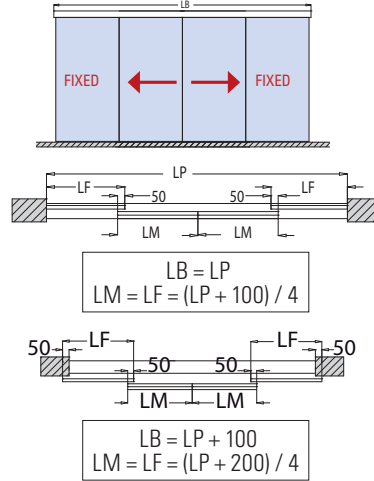
- Set per 1 anta scorrevole e vetro fisso, fissaggio a soffitto o a parete
- Sliding door set with fixed panel, ceiling or wall installation
- Schiebetürset 1-flügelig mit Seitenteil, Wand- Deckenmontage



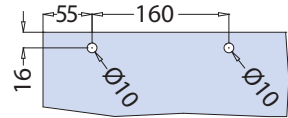
V-1863 SET 2

€▶A.118

- Set per 2 ante scorrevole e vetri fissi, fissaggio a parete/soffitto
- Sliding doors set with fixed panels, wall/ceiling installation
- Schiebetürset 2-flügelig mit Seitenteil, Wand- Deckenmontage



LAVORAZIONE VETRO GLASS PREPARATION GLASBEARBEITUNG

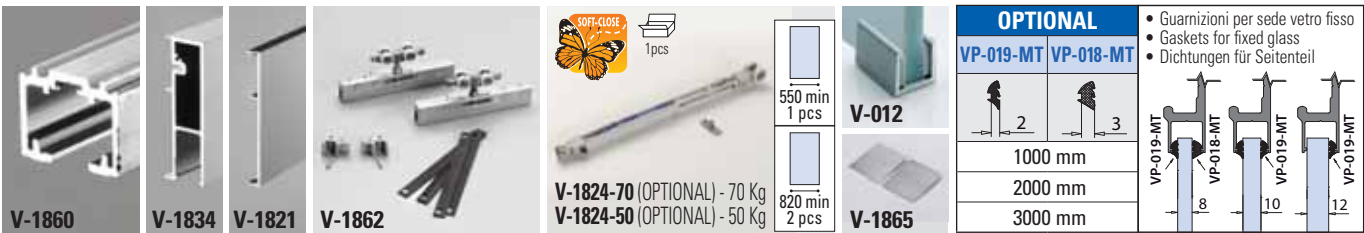


OPTIONAL (x 2)

- **ATTENZIONE:** Con fori di sicurezza **optional** l'anta minima con soft-close aumenta di 100 mm
- **WARNING:** With **optional** security holes min. panel's width soft-close must be increased of 100mm
- **ACHTUNG:** Wenn **optionale** Sicherheitsbohrungen und Soft-close eingesetzt werden, muss die Mindestbreite um 100mm verlängert werden

xme425eNEW

COMPONENTI / COMPONENTS / EINZELTEILE ▶ 56

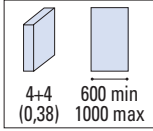


Cod.	Fin. / Fin. / Oberf.	V-1863 SET 1 FIX	V-1863 SET 1 MIS	V-1863 SET 2 FIX	V-1863 SET 2 MIS
V-1860 LB=2000 LB=3000 LB=4000 LB=6000	AN	1	-	1	-
V-1860-MIS LB= 1500→6000	AN	-	1	-	1
V-1834 LB=2000 LB=3000 LB=4000 LB=6000	AN	1	-	1	-
V-1834-MIS LB= 1500→6000	AN	-	1	-	1
V-1821 LB=2000 LB=3000 LB=4000 LB=6000	AN	1	-	1	-
V-1821-MIS LB= 1500→6000	AN	-	1	-	1
V-1862	-	1	1	2	2
V-1867 Staffa / Bracket / Winkelverbinder (OPTIONAL)	-	1 x 400 mm	1 x 400 mm	1 x 400 mm	1 x 400 mm
V-1824-70 Soft-close (OPTIONAL)	-	(1) (2)	(1) (2)	(2) (4)	(2) (4)
V-1824-50 Soft-close (OPTIONAL)	-	(1) (2)	(1) (2)	(2) (4)	(2) (4)
V-1865 (OPTIONAL)	AN	(1)	(1)	(1)	(1)
V-012	AN	1	1	2	2

PO-290-BRIXIA (OPTIONAL SOFT-CLOSE)



80 Kg



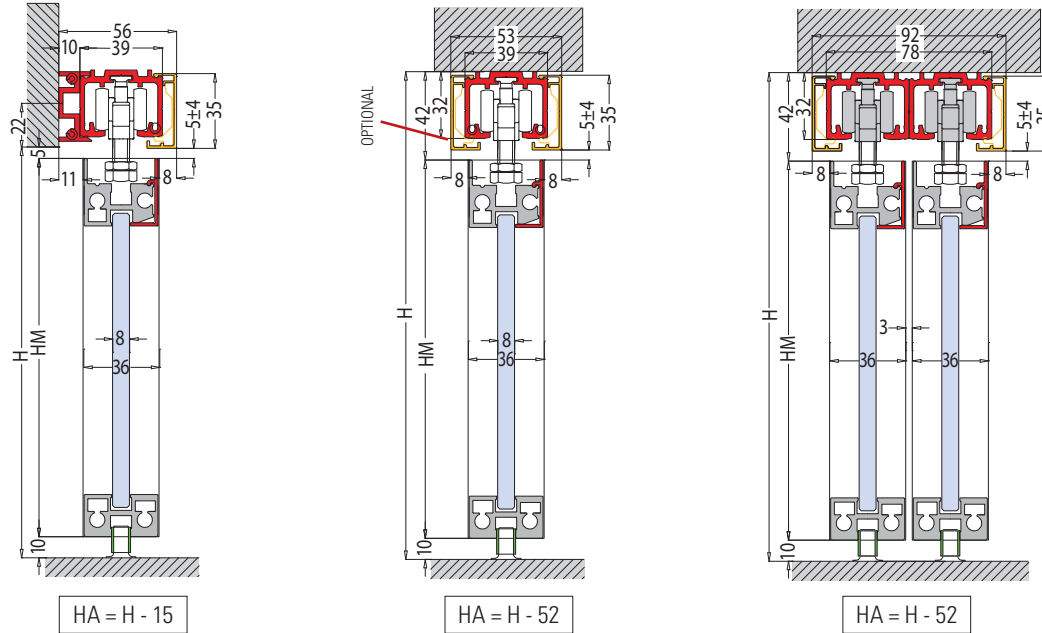

4+4
(0,38)

600 min
1000 max



SIMPLE



COMPONENTI / COMPONENTS / EINZELTEILE ▶ 56


HA = H - 15

HA = H - 52

HA = H - 52

SIMPLE

PO-290-BRIXIA SET 1-P

€▶A.119

• Parete • Wall • Wand

PO-290-BRIXIA SET 2-P

€▶A.120

• Parete • Wall • Wand

PO-290-BRIXIA SET 5

€▶A.123

PO-290-BRIXIA SET 1-S

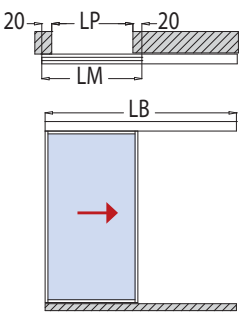
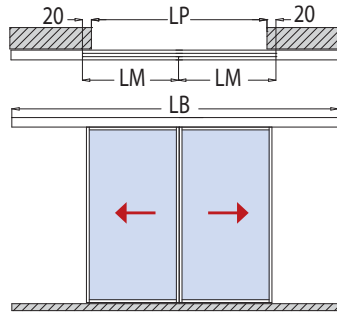
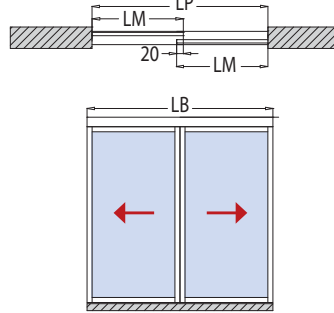
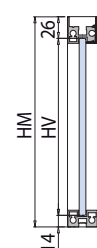
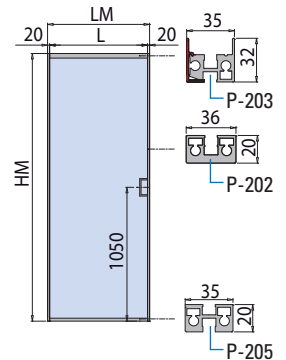
€▶A.121

• Soffitto • Ceiling • Decke

PO-290-BRIXIA SET 2-S

€▶A.122

• Soffitto • Ceiling • Decke



 $LB = LP \times 2 + 150$
 $LM = LP + 40$

 $LB = LP \times 2 + 100$
 $LM = (LP + 40) / 2$

 $LB = LP$
 $LM = (LP + 20) / 2$

 $LV = LM - 15$
 $HV = HM - 40$

xme425h-g

Cod.	Fin. / Fin. Oberf.	PO-290-BRIXIA SET 1 FIX	PO-290-BRIXIA SET 1 MIS	PO-290-BRIXIA SET 2 FIX	PO-290-BRIXIA SET 2 MIS	PO-290-BRIXIA SET 5 FIX	PO-290-BRIXIA SET 5 MIS
V-1860 LB=2000 LB=3000 LB=4000 LB=6000	AN	1	-	1	-	2	-
V-1860-MIS LB= 1500→6000	AN	-	1	-	1	-	2
V-1829 LB=2000 LB=3000 LB=4000 LB=6000	AN	1	-	1	-	2	-
V-1829-MIS LB= 1500→6000	AN	-	1	-	1	-	2
V-1827 LB=2000 LB=3000 LB=4000 LB=6000	AN	1	-	1	-	-	-
V-1827-MIS LB= 1500→6000	AN	-	1	-	1	-	2
PO-290 - BRIXIA	AN	1	1	2	2	2	2
V-1824-70 Soft-close (OPTIONAL)	-	(1) (2)	(1) (2)	(2) (4)	(2) (4)	(2) (4)	(2) (4)
V-1824-50 Soft-close (OPTIONAL)	-	(1) (2)	(1) (2)	(2) (4)	(2) (4)	(2) (4)	(2) (4)
V-1818 Tappi / Endcaps / Endkappe	AN	1	1	-	-	-	-

V-1860 / V-1863 PO-290-BRIXIA HEAVY (OPTIONAL SOFT-CLOSE)

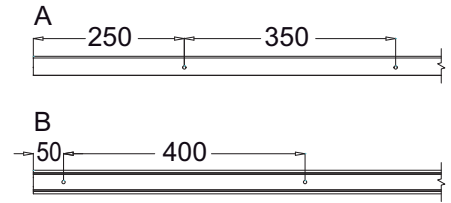
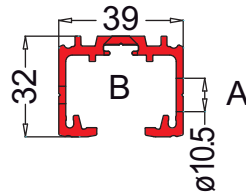
COMPONENTI / COMPONENTS / EINZELTEILE



V-1860

- Binario Scorrevole BRIXIA HEAVY
 - Track profile BRIXIA HEAVY
 - Laufschienenprofil BRIXIA HEAVY
- AN

€▶A.124



SIMPLE

xme425i



V-1821

- Veletta per binari BRIXIA HEAVY
 - Cover profile for track profiles BRIXIA HEAVY
 - Profilabdeckung für Laufschienenprofile BRIXIA HEAVY
- AN

€▶A.126



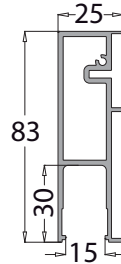
xme425i



V-1834

- Profilo per vetro fisso BRIXIA HEAVY
 - Side panel profile BRIXIA HEAVY
 - Seitenteilprofil BRIXIA HEAVY
- AN-IXE

€▶A.125




xme425no

OPTIONAL

€▶A.138

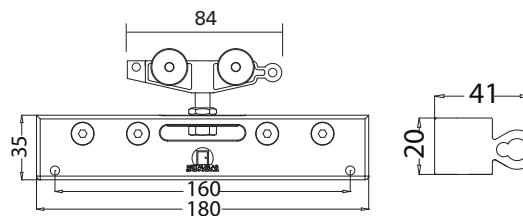
VP-019-MT	VP-018-MT
1000 mm - 2000 mm - 3000 mm	
<ul style="list-style-type: none"> • Guarnizioni per sede vetro fisso • Gaskets for fixed glass • Dichtungen für Seitenteil 	



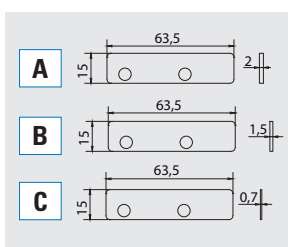
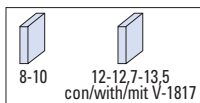
V-1862

- Set accessori per 1 anta scorrevole composto da 2 carrelli, morsetti per vetro 8-10 mm. 2 stoppers
- Accessories set for 1 sliding panel consisting of N°2 trolley hangers with clamp carriage for 8/10 mm glass, N°2 endstops
- Zubehör für 1 Schiebetür bestehend aus: N°2 Klemm - Laufwagen für 8/10 mm Glas. N°2 Stopper

€▶A.127



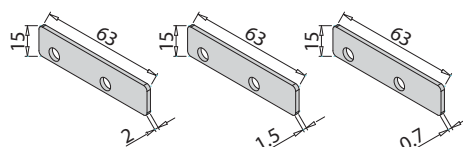
xme425i




V-1817-A V-1817-B V-1817-C

- Kit spessori per vetro 12 - 12,7 - 13,5 per 2 pinze V-090 e V-090-T
- Kit spacers for glass thickness 12 - 12,7 - 13,5 for 2 clamps V-090 and V-090-T
- Kit Distanzscheiben für Glasdicke 12 - 12,7 - 13,5 für 2 Klemm-Laufwagen V-090 und V-090-T

€▶A.133



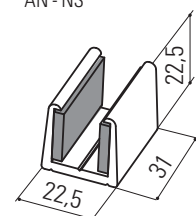
xme425t



V-012

- Guida a pavimento per scorrevole con feltrini per vetro 8 e 10 mm
 - Floor guide with felt strips for glass sliding door a 8 and 10mm
 - Bodenführung mit Filzgleiter für Glas 8 und 10 mm
- AN - NS

€▶A.130

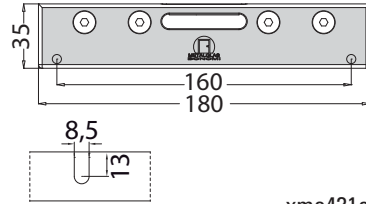
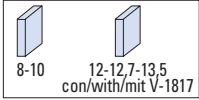


- Altri modelli disponibili a pag. 174
- Other models available on page.174
- Weitere Modelle auf Seite 174



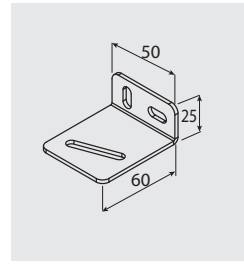
V-090

- Pinza
- Clamp
- Klemmschuh



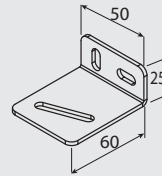
xme431c / xme425a

€▶A.132



V-1867

- Staffa per fissaggio a parete per sistema V-1863 (circa 1 pezzo ogni 400 mm)
- Angled profile for wall installation for system V-1863 (about 1 piece every 400 mm)
- Winkelverbinder für Wandmontage System V-1863 (1 Stück je ca 400 mm)



€▶A.135

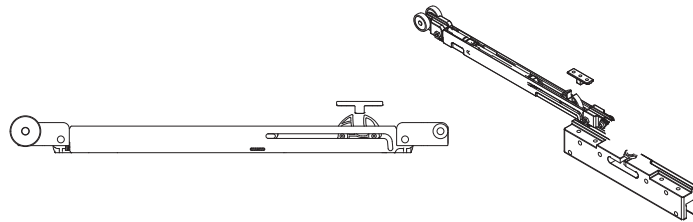
SIMPLE



V-1824-70 - 70 Kg

V-1824-50 - 50 Kg

- Optional stopper Soft-close per sistemi V-1860 / V-1863 / PO-290-BRIXIA
- Optional stopper with Soft-close mechanism for systems V-1860 / V-1863 / PO-290-BRIXIA
- Optional Stopper mit Soft-close für Systeme V-1860 / V-1863 / PO-290-BRIXIA



€▶A.128

€▶A.129

V-1824-70

V-1860 / V-1863	PO-290 BRIXIA
550 min 1 pcs	600 min 1 pcs
820 min 2 pcs	850 min 2 pcs

V-1824-50

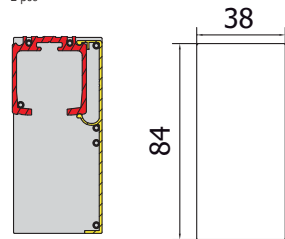
V-1860 / V-1863	PO-290 BRIXIA
550 min 1 pcs	600 min 1 pcs
820 min 2 pcs	850 min 2 pcs

xme425i

V-1868

- Paio tappi finali per binario V-1860
- Pair endcaps for track profile V-1860
- Paar Endkappe für Laufschienenprofil V-1860

AN - IXE

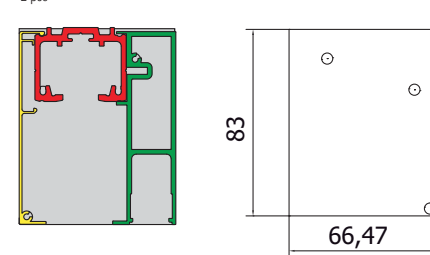


€▶A.131

V-1865


- Paio tappi finali per sistema V-1863
- Pair endcaps for system V-1863
- Paar Endkappe für System V-1863

AN



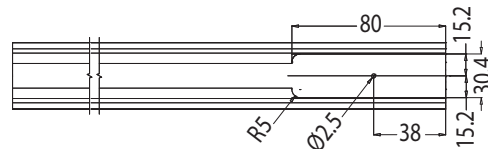
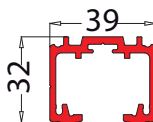
€▶A.134

282po40



V-1815

- Binario Scorrevole con fresatura per inserimento carrelli e stopper Soft-close
- Track profile with recess for Soft-close stoppers and carriers in and out
- Laufschienenprofil mit Ausfräsung mit ein Ausfahren für Laufwerk und Soft-close stopper



€▶A.236

xme425uv

PO-290-BRIXIA (OPTIONAL SOFT-CLOSE)


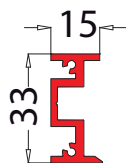
COMPONENTI / COMPONENTS / EINZELTEILE

SIMPLE



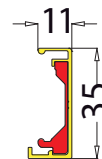
- V-1827**
- Profilo a muro per PO-290 BRIXIA
 - Wall profile for PO-290 BRIXIA
 - Wandprofil für PO-290 BRIXIA
- AN

€▶A.140




- V-1829-CF2**
- Velella per binario V-1860 con anta PO-290-BRIXIA
 - Cover profile for track profile V-1860 with panel PO-290-BRIXIA
 - Abdeckung für Laufschienenprofil V-1860 mit Flügel PO-290-BRIXIA
- AN

€▶A.142

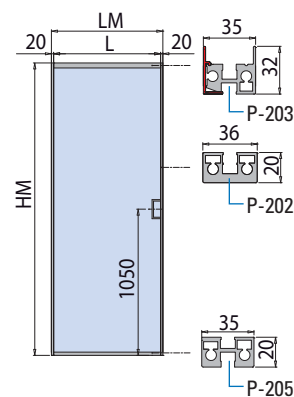


xme425i



- PO-290-BRIXIA**
- Profili per anta intelaiata max 1200x3000 mm con carrelli e stopper
 - Profiles for aluminium panel max 1200x3000 mm with carriages and stoppers
 - Flügelrahmen aus Aluminium max 1200x3000 mm mit Laufwagen und stoppers
- AN

€▶A.139

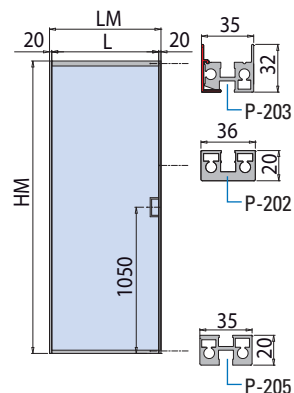


xme270ok



- PO-290-TS4**
- Profili per anta intelaiata max 1200 x 3000 mm con staffe
 - Profiles for aluminium panel max 1200x3000 mm, brackets included
 - Flügelrahmen aus Aluminium max 1200x3000 mm mit Winkelverbinder enthalten
- AN

€▶A.155

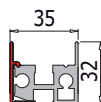


xme270ok



- P-203**
- Traverso orizzontale superiore
 - Top horizontal profile
 - Oberes horizontalprofil
- AN

€▶A.145
€▶A.148

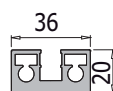


xme270a



- P-202**
- Montante verticale
 - Vertical profile
 - Vertikalprofil
- AN

€▶A.144
€▶A.147

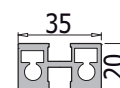


xme270a



- P-205**
- Traverso orizzontale inferiore
 - Bottom horizontal profile
 - Unterer horizontalprofil
- AN

€▶A.146
€▶A.148



xme270a

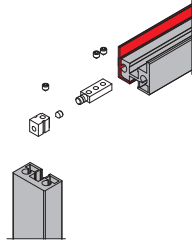
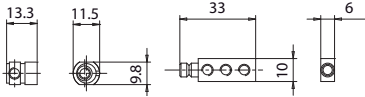

P-F25

- Ferramenta necessaria per assemblare n.1 anta intalciata PO-290.
- Fixing materials to assembly one aluminium panel PO-290.
- Befestigungsmaterial für 1 set Flügelrahmen PO-290.

A.153

PO-292-TS4

- Set accessori per 1 anta scorrevole intalciata composto da:
N° 2 staffe - N° 4 connettori profili anta - N° 1 oliva a pavimento
- Accessory set for 1 sliding door with aluminium panel containing:
N° 2 brackets, N° 4 connectors for profiles, N° 1 floor guide
- Zubehör Set komplett für 1 Schiebetür mit Aluminium Flügelrahmen bestehend aus:
N° 2 Verbinder für Laufwagen, N° 4 Verbinder für Profile, N° 1 Bodenführung

A.155


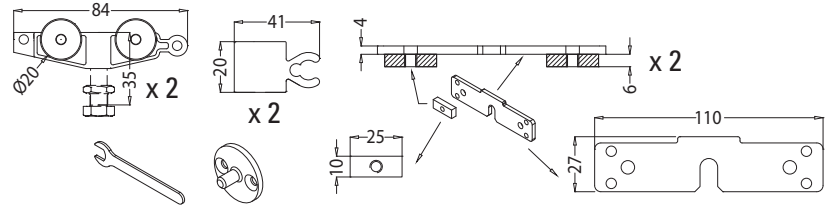
xme270



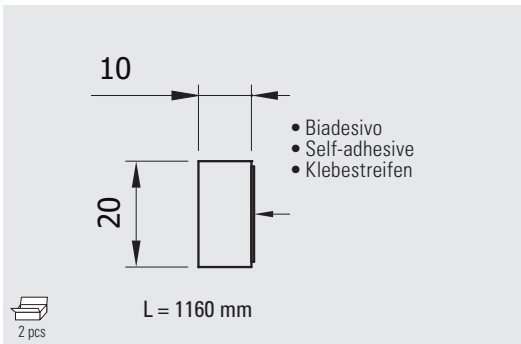
SIMPLE


PO-292-BRIXIA

- Set accessori per 1 anta scorrevole intalciata composto da: n.2 carrellini n.2 stoppers - n.1 oliva a pavimento.
- Accessory set for 1 sliding door with aluminium panel containing: N° 2 carriers N° 2 stoppers N° 1 floor guide.
- Zubehör Set komplett für 1 Schiebetür mit Aluminium Flügelrahmen bestehend aus: N° 2 Laufwagen N° 2 Stopper N° 1 Bodenführung.

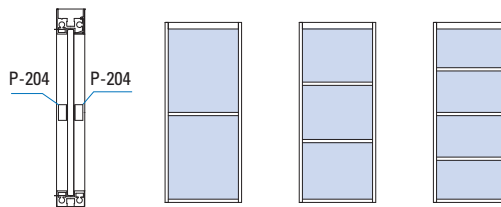
A.151


xme503


P-204-CF2

- Traversino orizzontale per anta intalciata in alluminio PO-200/PO-290, da incollare al vetro con biadesivo in dotazione. Prezzo a confezione di 2 barre L=1160 mm
- Horizontal cross profile with self-adhesive for aluminium panel PO-200/PO-290. Price each package unit of 2 bars L=1160 mm
- Horizontal Querprofil selbstklebend für Flügelrahmen aus Aluminium PO-200/PO-290. Preis pro VE von 2 Stangen L=1160 mm

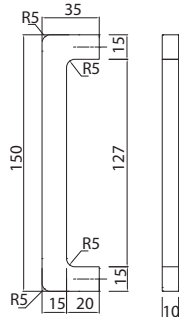
AN


A.152

F-007

- Paio maniglie ad incollaggio in alluminio anodizzato naturale
- Pair sliding handle with self adhesive fixing in anodised aluminium
- Paar Schiebegriffe aus eloxiertem Aluminium Selbstklebend

AN


A.141

F-007

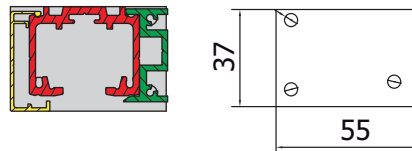
V-1818-P

- Paio tappi finali per sistema PO-290-BRIXIA
- Pair endcaps for system PO-290-BRIXIA
- Paar Endkappe für System PO-290-BRIXIA

AN



2 pcs


A.143

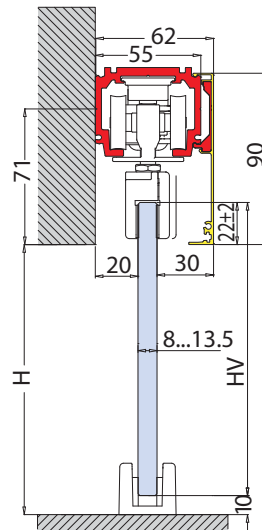
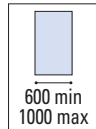
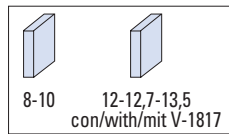
xfb-045

282po41

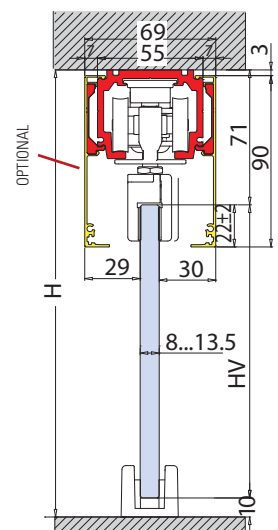


BRIXIA 140 (OPTIONAL SOFT-CLOSE)

V-1890



HV = H + 12



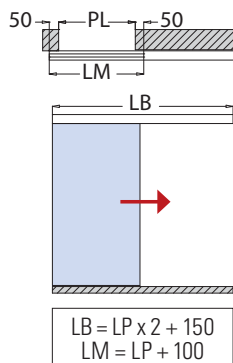
HV = H - 81

SIMPLE

V-1890 SET 1

€▶A.166

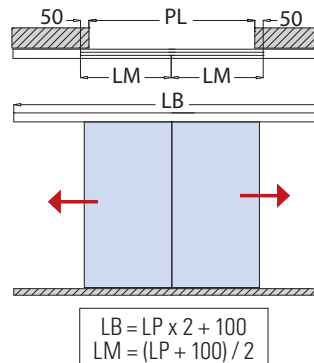
- Set per 1 anta scorrevole, fissaggio a parete/soffitto (solo 1 veletta inclusa)
- Sliding door set, wall/ceiling installation (only 1 cover included)
- Schiebetürset 1-flügelig, Wand-Deckenmontage (nur 1 Abdeckung enthalten)



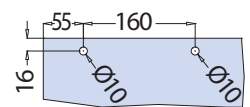
V-1890 SET 2

€▶A.167

- Set per 2 ante scorrevoli, fissaggio a parete/soffitto (solo 1 veletta inclusa)
- Sliding doors set, wall/ceiling installation (only 1 cover included)
- Schiebetürset 2-flügelig, Wand-Deckenmontage (nur 1 Abdeckung enthalten)



LAVORAZIONE VETRO GLASS PREPARATION GLASBEARBEITUNG



OPTIONAL (x 2)

- **ATTENZIONE:** Con fori di sicurezza **optional** l'anta minima con soft-close aumenta di 100 mm
- **WARNING:** With **optional** security holes min. panel's width soft-close must be increased of 100mm
- **ACHTUNG:** Wenn **optionale** Sicherheitsbohrungen und Soft-close eingesetzt werden, muss die Mindestbreite um 100mm verlängert werden

xme431a

COMPONENTI / COMPONENTS / EINZELTEILE ▶ 62

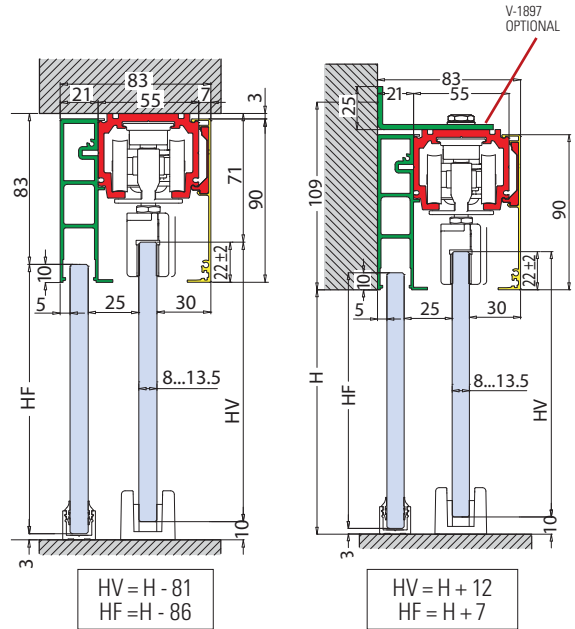
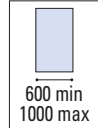
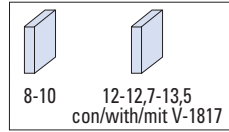


Cod.	Fin. / Fin. / Oberf.	V-1890 SET 1 FIX	V-1890 SET 1 MIS	V-1890 SET 2 FIX	V-1890 SET 2 MIS
V-1890 LB=2000 LB=3000 LB=4000 LB=6000	AN	1	—	1	—
V-1890-MIS LB= 1500→6000	AN	—	1	—	1
V-1632 LB=2000 LB=3000 LB=4000 LB=6000	AN/IXE	1	—	1	—
V-1632-MIS LB= 1500→6000	AN/IXE	—	1	—	1
V-1892	—	1	1	2	2
V-1896-140 Soft-close (OPTIONAL)	—	(1)	(1)	(2)	(2)
V-1896-100 Soft-close (OPTIONAL)	—	(1)	(1)	(2)	(2)
V-1824-140 Soft-close (OPTIONAL)	—	(1) (2)	(1) (2)	(2) (4)	(2) (4)
V-1824-100 Soft-close (OPTIONAL)	—	(1) (2)	(1) (2)	(2) (4)	(2) (4)
V-1898	AN	1	1	1	1
V-012	AN/IXE	1	1	2	2



BRIXIA 140 (OPTIONAL SOFT-CLOSE)

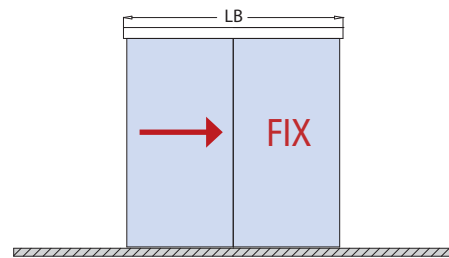
V-1893



V-1893 SET 1

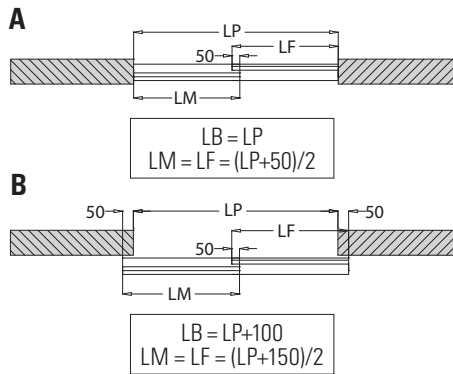
€▶A.168

- Set per 1 anta scorrevole e vetro fisso, fissaggio a parete/soffitto
- Sliding door set with fixed panel, wall/ceiling installation
- Schiebetürset 1-flügelig mit Seitenteil, Wand-Deckenmontage

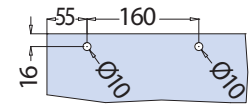


V-1893 SET 2

€▶A.169



LAVORAZIONE VETRO GLASS PREPARATION GLASBEARBEITUNG



OPTIONAL (x 2)

- ATTENZIONE: Con fori di sicurezza **optional** l'anta minima con soft-close aumenta di 100 mm
- WARNING: With **optional** security holes min. panel's width soft-close must be increased of 100mm
- ACHTUNG: Wenn **optionale** Sicherheitsbohrungen und Soft-close eingesetzt werden, muss die Mindestbreite um 100mm verlängert werden

xme431b

COMPONENTI / COMPONENTS / EINZELTEILE ▶ 62

V-1890 V-1894 V-1892 V-1899 V-012

V-1896-140 (OPTIONAL) -140 Kg
V-1896-100 (OPTIONAL) -100 Kg

V-1824-140 (OPTIONAL) -140 Kg
V-1824-100 (OPTIONAL) -100 Kg

V-1899 V-012

V-1897 1 pcs

V-1896-140 (OPTIONAL) -140 Kg
V-1896-100 (OPTIONAL) -100 Kg

710

For closing For opening

OPTIONAL	
VP-019-MT	VP-018-MT
2	3
1000 mm	
2000 mm	
3000 mm	

VP-019-MT VP-018-MT VP-019-MT VP-019-MT

8 10 12


- Guarnizioni per sede vetro fisso
- Gaskets for fixed glass
- Dichtungen für Seitenteil

Cod.	Fin. / Fin. / Oberf.	V-1893 SET 1 FIX	V-1893 SET 1 MIS	V-1893 SET 2 FIX	V-1893 SET 2 MIS
V-1890 LB=2000 LB=3000 LB=4000 LB=6000	AN	1	-	1	-
V-1890-MIS LB= 1500→6000	AN	-	1	-	1
V-1632 LB=2000 LB=3000 LB=4000 LB=6000	AN/IXE	1	-	1	-
V-1632-MIS LB= 1500→6000	AN/IXE	-	1	-	1
V-1894 LB=2000 LB=3000 LB=4000 LB=6000	AN	1	-	1	-
V-1894-MIS LB= 1500→6000	AN	-	1	-	1
V-1892	-	1	1	2	2
V-1896-140 Soft-close (OPTIONAL)	-	(1)	(1)	(2)	(2)
V-1896-100 Soft-close (OPTIONAL)	-	(1)	(1)	(2)	(2)
V-1824-140 Soft-close (OPTIONAL)	-	(1) (2)	(1) (2)	(2) (4)	(2) (4)
V-1824-100 Soft-close (OPTIONAL)	-	(1) (2)	(1) (2)	(2) (4)	(2) (4)
V-1899	AN	1	1	1	1
V-012	AN/IXE	1	1	2	2
V-1897 Staffa / Bracket / Winkelverbinder (OPTIONAL)		1 x 400 mm	1 x 400 mm	1 x 400 mm	1 x 400 mm

V-1890 / V-1893 BRIXIA 140 (OPTIONAL SOFT-CLOSE)

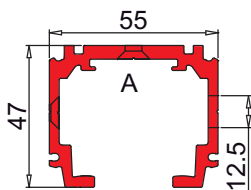
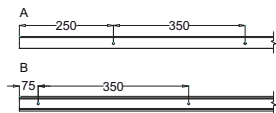
COMPONENTI / COMPONENTS / EINZELTEILE

SIMPLE



- V-1890**
- Binario Scorrevole BRIXIA 140
 - Track profile BRIXIA 140
 - Laufschienenprofil BRIXIA 140
- AN

€▶A.170



xme431c



- V-1632 H**
- Veletta per binario V-1890
 - Cover profile for Track profile V-1890
 - Abdeckung für Laufschiene V-1890
- AN

€▶A.171

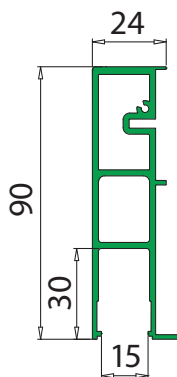


xme431c




- V-1894**
- Profilo per vetro fisso BRIXIA 140
 - Side panel profile BRIXIA 140
 - Seitenteilprofil BRIXIA 140
- AN

€▶A.172



xme431c

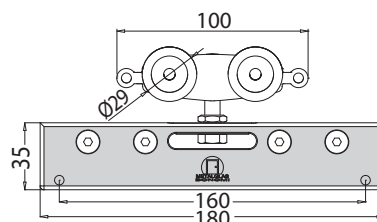
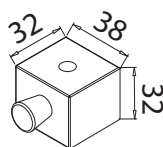
OPTIONAL €▶A.187	
VP-019-MT	VP-018-MT
2	3
1000 mm - 2000 mm - 3000 mm	
<ul style="list-style-type: none"> • Guarnizioni per sede vetro fisso • Gaskets for fixed glass • Dichtungen für Seitenteil 	
8	10
12	



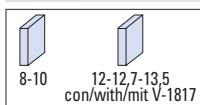
V-1892

- Set accessori per 1 anta scorrevole composto da 2 carrelli, morsetti per vetro 8-10 mm. 2 stoppers
- Accessories set for 1 sliding panel consisting of N°2 trolley hangers with clamp carriage for 8/10 mm glass. N°2 endstops
- Zubehör für 1 Schiebetür bestehend aus: N°2 Klemm - Laufwagen für 8/10 mm Glas. N°2 Stopper

€▶A.173

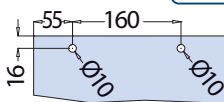


xme431c

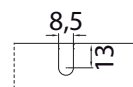



- V-090**
- Pinza
 - Clamp
 - Klemmschuh

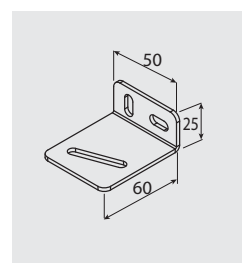
€▶A.178



- Fori optional
- Holes optional
- Bohrungen Optional



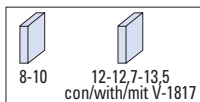
xme431c / xme425a



V-1867

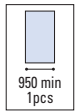
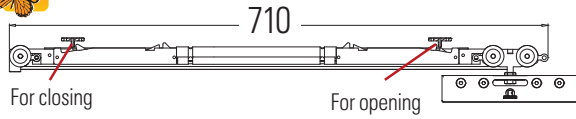
- Staffa per fissaggio a parete per sistema V-1863 (circa 1 pezzo ogni 400 mm)
- Angled profile for wall installation for system V-1863 (about 1 piece every 400 mm)
- Winkelverbinder für Wandmontage System V-1863 (1 Stück je ca 400 mm)

€▶A.135



V-1896-140 Kg
V-1896-100 Kg

- 1 pcs soft-close double



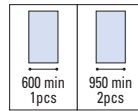
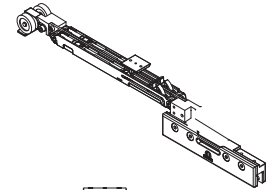
xme431c

€▶A.177 €▶A.176



V-1824-140 Kg
V-1824-100 Kg

- 1 pcs Soft-close



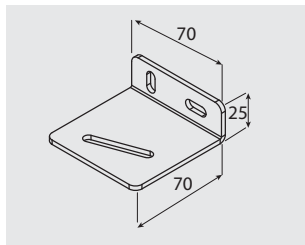
xme431c

€▶A.175

€▶A.174




SIMPLE



V-1897

- Staffa per fissaggio a parete binario V-1890 e profilo per fisso V-1894 (circa 1 pezzo ogni 400 mm)
- Winkelverbinder für Wandmontage Laufschiene V-1890 und Seitenteilprofil V-1894 (1 Stück je ca 400 mm)
- Angled profile for wall installation track profile V-1890 and side panel profile V-1894 (about 1 piece every 400 mm)

€▶A.186

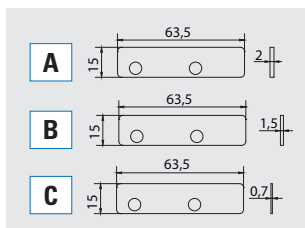


V-1891

- Stoppers Brixia 140 Kg

€▶A.181

xme425c



V-1817-A
V-1817-B
V-1817-C

- Kit spessori per vetro 12 - 12,7 - 13,5 per 2 pinze V-090 e V-090-T
- Kit spacers for glass thickness 12 - 12,7 - 13,5 for 2 clamps V-090 and V-090-T
- Kit Distanzscheiben für Glasdicke 12 - 12,7 - 13,5 für 2 Klemm-Lauwagen V-090 und V-090-T

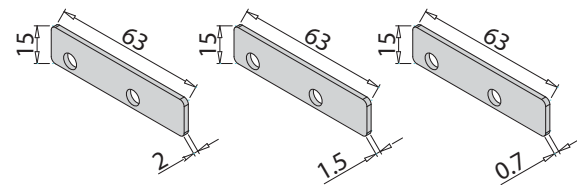
€▶A.179



V-1895


- Carrello Brixia 140 Kg
- Carrier Brixia 140 Kg
- Laufwagen Brixia 140 Kg

€▶A.180



xme425t

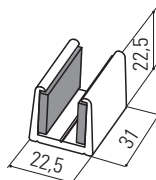
xme425i



V-012

- Guida a pavimento per scorrevole con feltrini per vetro 8 e 10 mm
 - Floor guide with felt strips for glass sliding door a 8 and 10mm
 - Bodenführung mit Filzgleiter für Glas 8 und 10 mm
- AN - NS - CR

€▶A.182



v-012

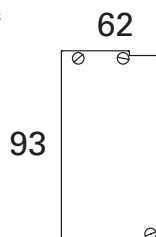
V-1898

- Paio tappi finali per sistema V-1890
- Pair endcaps for system V-1890
- Paar Endkappe für System V-1890

AN



2 pcs



€▶A.184

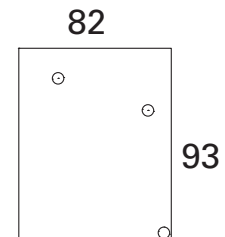
V-1899

- Paio tappi finali per sistema V-1893
- Pair endcaps for system V-1893
- Paar Endkappe für System V-1893

AN



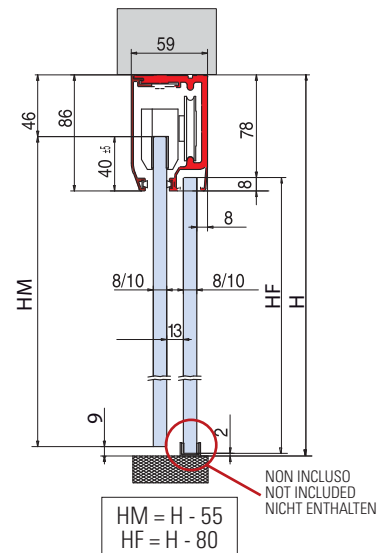
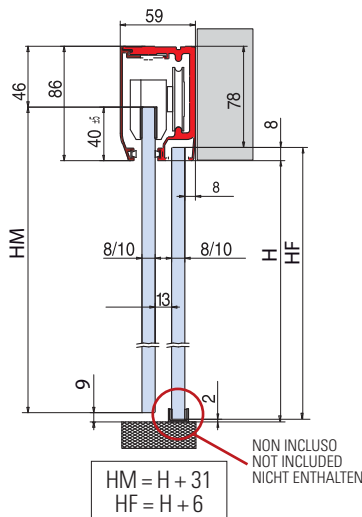
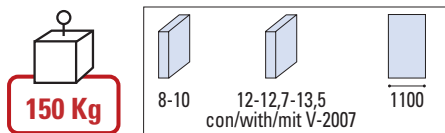
2 pcs



€▶A.185

SESAMO

V-2000



SIMPLE

V-2000 SET 1

€▶A.188

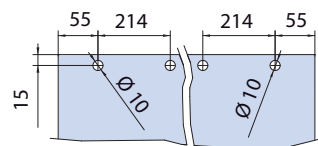
- Set per 1 anta scorrevole, fissaggio a parete/soffitto
- Sliding door set, wall/ceiling installation
- Schiebetürset 1-flügelig, Wand-Deckenmontage

V-2000 SET 3

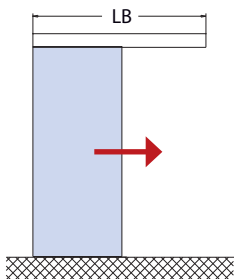
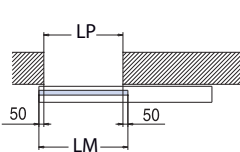
€▶A.189

- Set per 1 anta scorrevole e vetro fisso, fissaggio a parete/soffitto
- Sliding door set with fixed panel, wall/ceiling installation
- Schiebetürset 1-flügelig mit Seitenteil, Wand-Deckenmontage

LAVORAZIONE VETRO GLASS PREPARATION GLASBEARBEITUNG

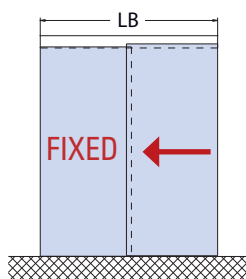
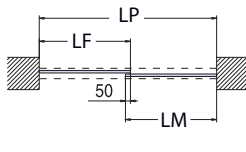


- Fori **optional**
- Holes **optional**
- Bohrungen **optional**



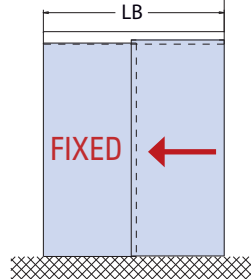
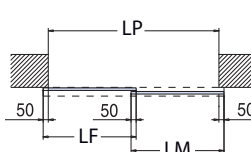
$$LB = LP \times 2 + 150$$

$$LM = LF = LP + 100$$



$$LB = LP$$

$$LM = LF = (LP + 50) / 2$$



$$LB = LP + 100$$

$$LM = LF = (LP + 150) / 2$$

xla50 / pla169x2

COMPONENTI / COMPONENTS / EINZELTEILE




OPTIONAL		<ul style="list-style-type: none"> • Guarnizioni per sede vetro fisso • Gaskets for fixed glass • Dichtungen für Seitenteil
VP-019-MT	VP-018-MT	
2	3	
1000 mm		
2000 mm		
3000 mm		

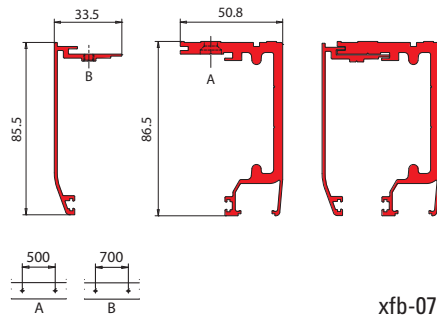
Cod.	Fin. / Fin. / Oberf.	V-2000 SET 1 FIX	V-2000 SET 1-MIS	V-2000 SET 3 FIX	V-2000 SET 3-MIS
V-2000 L=2000 L=3000 L=4000 L=6000	AN	1	-	1	-
V-2000-MIS L=1500 → 6000	AN	-	1	-	1
V-2002	-	1	1	1	1
V-012	AN	1	1	1	1
V-2001	AN	1	1	(1) (OPTIONAL)	(1) (OPTIONAL)

V-2000 SESAMO

COMPONENTI / COMPONENTS / EINZELTEILE



V-2000
 • Binario Sesamo
 • Track profile Sesamo
 • Laufschiene Sesamo
 AN



€>A.190

xfb-074

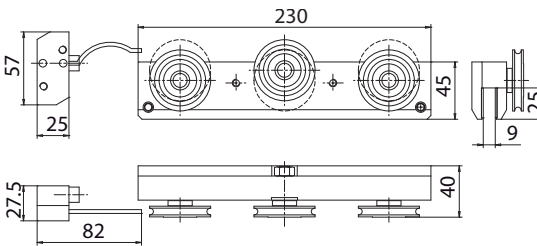
OPTIONAL €>A.197

VP-019-MT	VP-018-MT
2	3
1000 mm - 2000 mm - 3000 mm	
<ul style="list-style-type: none"> Guarnizioni per sede vetro fisso Gaskets for fixed glass Dichtungen für Seitenteil 	
8	10
12	

SIMPLE

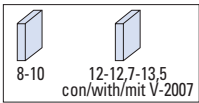


V-2002
 • Set carrelli con pinze e stopper per 1 anta scorrevole
 • Set roller carriers and stoppers for 1 panel
 • Set Klemm-Laufwagen und stopper für 1 Flügel

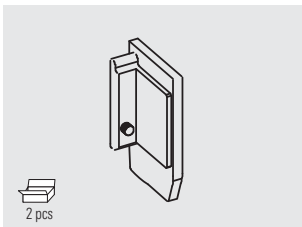


€>A.191

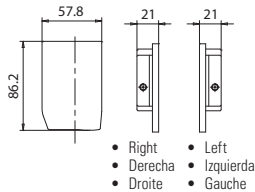
xfb-074



150 Kg



V-2001
 • Paio tappi finali in alluminio per guida a scorrimento V-2000
 • Pair aluminium endcaps for track profile V-2000
 • Paar Endkappen aus Aluminium für Laufschiene V-2000
 AN

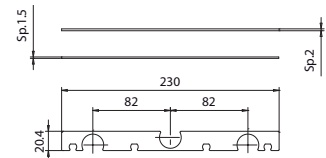
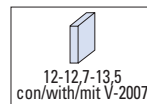


€>A.195

xfb-074



V-2007
 • Set per spessori vetro 12 - 12,7 - 13,5 (per 2 pinze V-2002)
 • Set spacers for glass thickness 12 - 12,7 - 13,5 (for 2 clamps V-2002)
 • Set distanzscheiben für Glasdicke 12 - 12,7 - 13,5 (für 2 Klemm-Laufwagen V-2002)

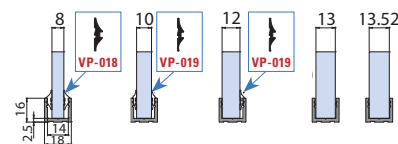


€>A.192

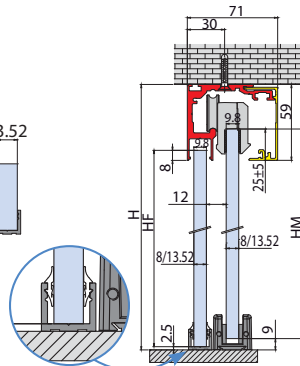
xfb-074

V-2014-MIX
 • Canalina per vetro fisso escluso guarnizioni
 • U channel for fixed panel, gaskets not included
 • U Profil für Seitenteil Dichtungen nicht inkl
 AN - IXE

€>A.196



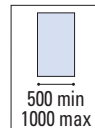
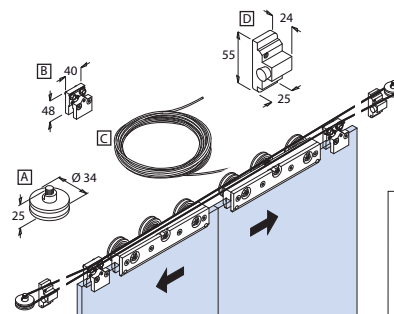
Cod.	Fin./Fin./Oberf.
V-2014-2000 mm	AN / IXE / NO
V-2014-3000 mm	AN / IXE / NO
V-2014-6000 mm	AN / IXE / NO



FB044-E

V-2010
 • Set per la chiusura simultanea di due ante scorrevoli per il sistema Sesamo V-2000
 • Set for 2-panel synchronously opening system for Sesamo V-2000
 • Set für 2-flügelige synchron öffnende Schiebetüren für Sesamo V-2000

€>A.194

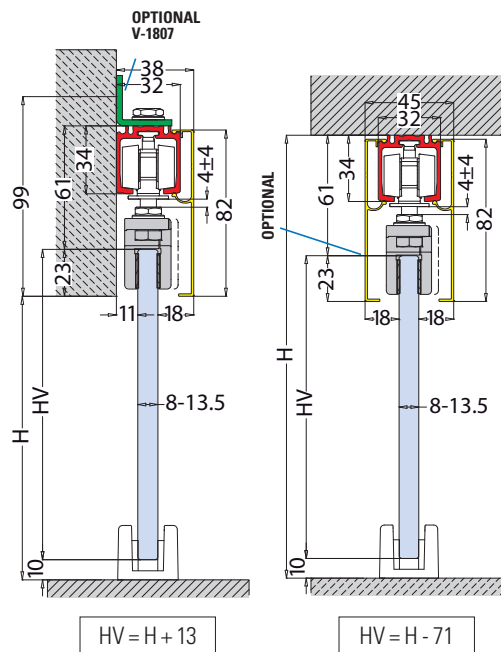
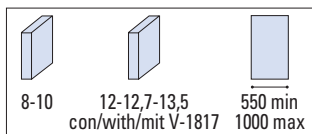


xla050



BRIXIA (OPTIONAL SOFT-CLOSE)

V-1800

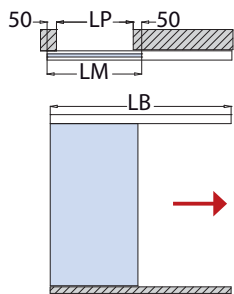


SIMPLE

V-1800 SET 1

€▶A.289

- Set per 1 anta scorrevole, fissaggio a soffitto (solo 1 veletta inclusa)
- Sliding door set, ceiling installation (only 1 cover included)
- Schiebetürset 1-flügelig, Deckenmontage (nur 1 Abdeckung enthalten)



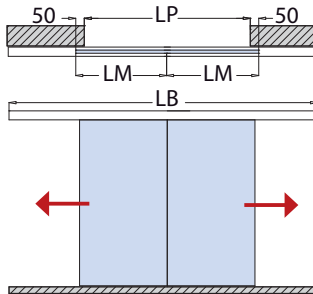
$$LB = LP \times 2 + (50 \times 2) + 300$$

$$LM = LP + 100$$

V-1800 SET 2

€▶A.290

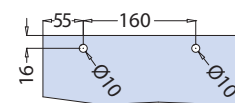
- Set per 2 ante scorrevoli, fissaggio a soffitto (solo 1 veletta inclusa)
- Sliding doors set, ceiling installation (only 1 cover included)
- Schiebetürset 2-flügelig, Deckenmontage (nur 1 Abdeckung enthalten)



$$LB = LP \times 2 + (50 \times 2) + 300$$

$$LM = LP + 100$$

LAVORAZIONE VETRO GLASS PREPARATION GLASBEARBEITUNG




OPTIONAL (x 2)

- **ATTENZIONE:** Con fori di sicurezza **optional** l'anta minima con soft-close aumenta di 100 mm
- **WARNING:** With **optional** security holes min. panel's width soft-close must be increased of 100mm
- **ACHTUNG:** Wenn **optionale** Sicherheitsbohrungen und Soft-close eingesetzt werden, muss die Mindestbreite um 100mm verlängert werden

xme425a

COMPONENTI / COMPONENTS / EINZELTEILE ▶ 71

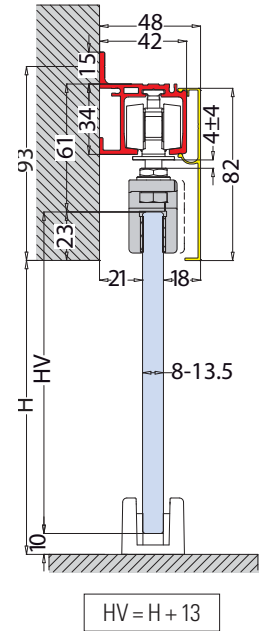
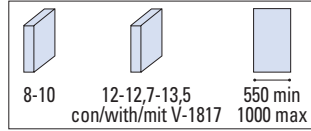


Cod.	Fin. / Fin. / Oberf.	V-1800 SET 1 FIX	V-1800 SET 1 MIS	V-1800 SET 2 FIX	V-1800 SET 2 MIS
V-1800 LB=2000 LB=3000 LB=4000 LB=6000	AN	1	—	1	—
V-1800-MIS LB= 1500→6000	AN	—	1	—	1
V-1801 LB=2000 LB=3000 LB=4000 LB=6000	AN/IXE	1	—	1	—
V-1801-MIS LB= 1500→6000	AN/IXE	—	1	—	1
V-1802	—	1	1	2	2
V-1808	AN/IXE	1	1	1	1
V-012	AN/NS	1	1	2	2
V-1807 Staffa / Bracket / Winkelverbinder (OPTIONAL)	—	1 x 400 mm	1 x 400 mm	1 x 400 mm	1 x 400 mm
V-1806-70 Soft-close (OPTIONAL)	—	(1) (2)	(1) (2)	(2) (4)	(2) (4)
V-1806-50 Soft-close (OPTIONAL)	—	(1) (2)	(1) (2)	(2) (4)	(2) (4)



BRIXIA (OPTIONAL SOFT-CLOSE)

V-1810

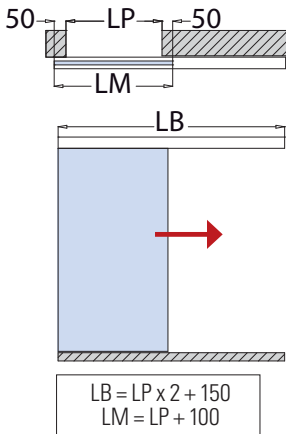


SIMPLE

V-1810 SET 1

€▶A.291

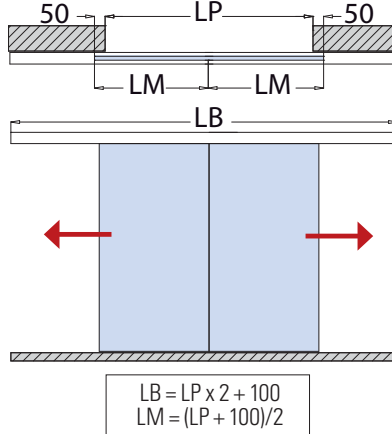
- Set per 1 anta scorrevole, fissaggio a parete
- Sliding doors set, wall installation
- Schiebetürset 1-flügelig, Wandmontage



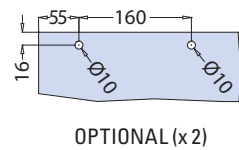
V-1810 SET 2

€▶A.292

- Set per 2 ante scorrevoli, fissaggio a parete
- Sliding doors set, wall installation
- Schiebetürset 2-flügelig, Wandmontage




LAVORAZIONE VETRO GLASS PREPARATION GLASBEARBEITUNG



- **ATTENZIONE:** Con fori di sicurezza **optional** l'anta minima con soft-close aumenta di 100 mm
- **WARNING:** With **optional** security holes min. panel's width soft-close must be increased of 100mm
- **ACHTUNG:** Wenn **optionale** Sicherheitsbohrungen und Soft-close eingesetzt werden, muss die Mindestbreite um 100mm verlängert werden

xme425a


COMPONENTI / COMPONENTS / EINZELTEILE ▶ 71




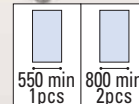
V-1810



V-1801



V-1802


 V-1806-70 (OPTIONAL) - 70 Kg
V-1806-50 (OPTIONAL) - 50 Kg


V-1809

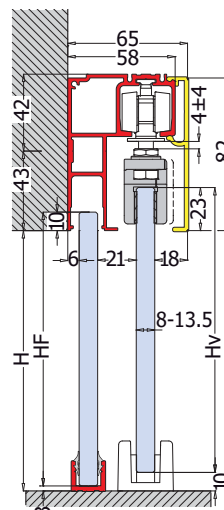
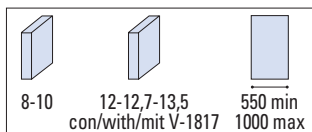
V-012

Cod.	Fin. / Fin. / Oberf.	V-1810 SET 1 FIX	V-1810 SET 1 MIS	V-1810 SET 2 FIX	V-1810 SET 2 MIS
V-1810 LB=2000 LB=3000 LB=4000 LB=6000	AN	1	—	1	—
V-1810-MIS LB= 1500→6000	AN	—	1	—	1
V-1801 LB=2000 LB=3000 LB=4000 LB=6000	AN/IXE	1	—	1	—
V-1801-MIS LB= 1500→6000	AN/IXE	—	1	—	1
V-1802	—	1	1	2	2
V-1806-70 Soft-close (OPTIONAL)	—	(1) (2)	(1) (2)	(2) (4)	(2) (4)
V-1806-50 Soft-close (OPTIONAL)	—	(1) (2)	(1) (2)	(2) (4)	(2) (4)
V-012	AN/IXE	1	1	2	2
V-1809	AN/IXE	1	1	1	1



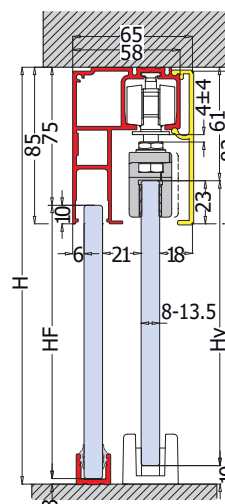
BRIXIA (OPTIONAL SOFT-CLOSE)

V-1803



$$HV = H + 13$$

$$HF = H + 7$$



$$HV = H - 71$$

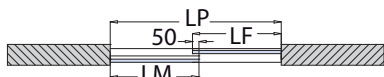
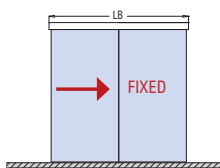
$$HF = H - 78$$

SIMPLE

V-1803 SET 1

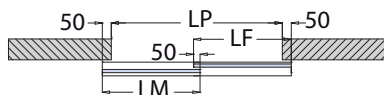
€▶A.293

- Set per 1 anta scorrevole e vetro fisso, fissaggio a soffitto o a parete
- Sliding door set with fixed panel, ceiling or wall installation
- Schiebetürset 1-flügelig mit Seitenteil, Wandmontage und Deckenmontage



$$LB = LP$$

$$LM = LF = (LP + 50) / 2$$




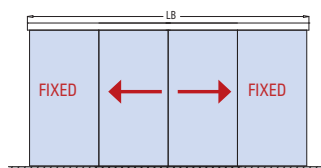
$$LB = LP + 100$$

$$LM = LF = (LP + 150) / 2$$

V-1803 SET 2


€▶A.294

- Set per 2 ante scorrevole e vetri fissi, fissaggio a parete/soffitto
- Sliding doors set with fixed panels, wall/ceiling installation
- Schiebetürset 2-flügelig mit Seitenteil, Wand-Deckenmontage



$$LB = LP$$

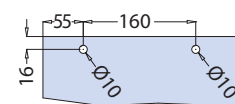
$$LM = LF = (LP + 100) / 4$$



$$LB = LP + 100$$

$$LM = LF = (LP + 200) / 4$$

LAVORAZIONE VETRO GLASS PREPARATION GLASBEARBEITUNG



OPTIONAL (x 2)

- ATTENZIONE: Con fori di sicurezza **optional** l'anta minima con soft-close aumenta di 100 mm
- WARNING: With **optional** security holes min. panel's width soft-close must be increased of 100 mm
- ACHTUNG: Wenn **optionale** Sicherheitsbohrungen und Soft-close eingesetzt werden, muss die Mindestbreite um 100 mm verlängert werden

xme425b

COMPONENTI / COMPONENTS / EINZELTEILE ▶ 71

V-1803

V-1801

V-1802

V-1806-70 (OPTIONAL) - 70 Kg

V-1806-50 (OPTIONAL) - 50 Kg

V-1804

V-012

OPTIONAL

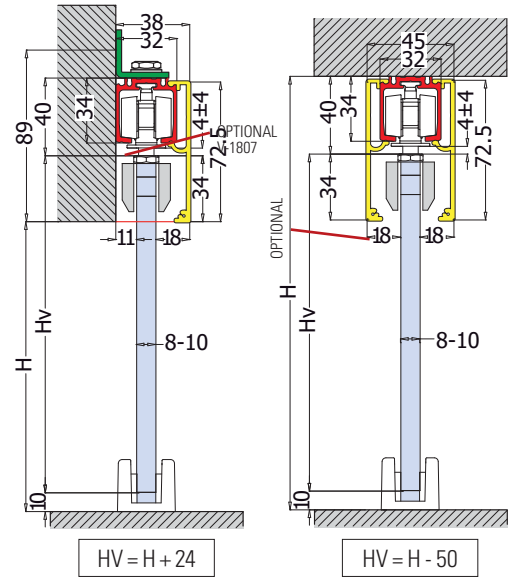
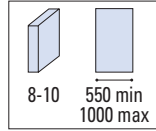
VP-019-MT	VP-018-MT
2	3
1000 mm	
2000 mm	
3000 mm	

Cod.	Fin. / Fin. / Oberf.	V-1800 SET 1 FIX	V-1800 SET 1 MIS	V-1800 SET 2 FIX	V-1800 SET 2 MIS
V-1803 LB=2000 LB=3000 LB=4000 LB=6000	AN	1	-	1	-
V-1803-MIS LB= 1500→6000	AN	-	1	-	1
V-1801 LB=2000 LB=3000 LB=4000 LB=6000	AN	1	-	1	-
V-1801-MIS LB= 1500→6000	AN	-	1	-	1
V-1802	-	1	1	2	2
V-1806-70 Soft-close (OPTIONAL)	-	(1) (2)	(1) (2)	(2) (4)	(2) (4)
V-1806-50 Soft-close (OPTIONAL)	-	(1) (2)	(1) (2)	(2) (4)	(2) (4)
V-012	AN	1	1	2	2
V-1804 (OPTIONAL)	AN	(1)	(1)	(1)	(1)



BRIXIA MICRO (OPTIONAL SOFT-CLOSE)

V-1850



SIMPLE

V-1850 SET 1

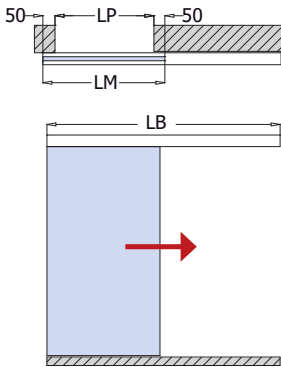
€ ▶ A.295

- Set per 1 anta scorrevole, fissaggio a soffitto (solo 1 veletta inclusa)
- Sliding door set, ceiling installation (only 1 cover included)
- Schiebetürset 1-flügelig, Deckenmontage (nur 1 Abdeckung enthalten)

V-1850 SET 2

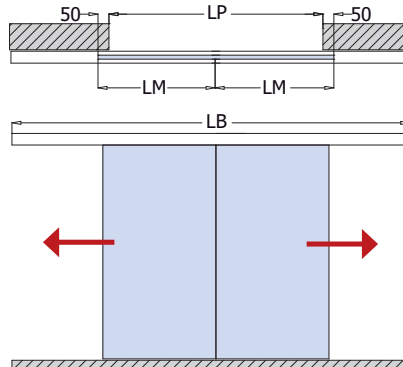
€ ▶ A.296

- Set per 2 ante scorrevoli, fissaggio a soffitto (solo 1 veletta inclusa)
- Sliding doors set, ceiling installation (only 1 cover included)
- Schiebetürset 2-flügelig, Deckenmontage (nur 1 Abdeckung enthalten)

 LAVORAZIONE VETRO
GLASS PREPARATION
GLASBEARBEITUNG


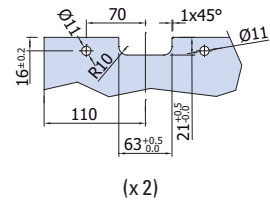
$$LB = LP \times 2 + 150$$

$$LM = LP + 100$$




$$LB = LP \times 2 + 100$$

$$LM = (LP + 100) / 2$$



xme425c

COMPONENTI / COMPONENTS / EINZELTEILE ▶ 71



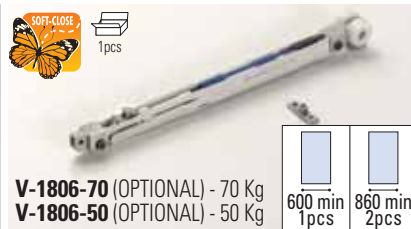
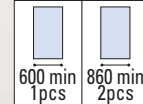
V-1800



V-1851



V-1852


 V-1806-70 (OPTIONAL) - 70 Kg
V-1806-50 (OPTIONAL) - 50 Kg


V-1858

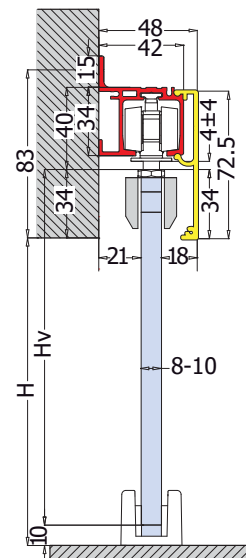
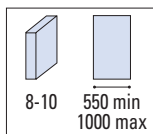
V-012

Cod.	Fin. / Fin. / Oberf.	V-1850 SET 1 FIX	V-1850 SET 1 MIS	V-1850 SET 2 FIX	V-1850 SET 2 MIS
V-1800 LB=2000 LB=3000 LB=4000 LB=6000	AN	1	-	1	-
V-1800-MIS LB= 1500→6000	AN	-	1	-	1
V-1851 LB=2000 LB=3000 LB=4000 LB=6000	AN	1	-	1	-
V-1851-MIS LB= 1500→6000	AN	-	1	-	1
V-1852	-	1	1	2	2
V-1806-70 Soft-close (OPTIONAL)	-	(1) (2)	(1) (2)	(2) (4)	(2) (4)
V-1806-50 Soft-close (OPTIONAL)	-	(1) (2)	(1) (2)	(2) (4)	(2) (4)
V-1858	AN	1	1	1	1
V-1807 Staffa / Bracket / Winkelverbinder (OPTIONAL)	-	1 x 400 mm	1 x 400 mm	1 x 400 mm	1 x 400 mm
V-012	AN	1	1	2	2



BRIXIA MICRO (OPTIONAL SOFT-CLOSE)

V-1855



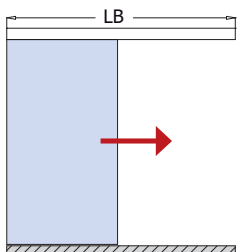
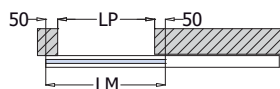
$HV = H + 24$

SIMPLE

V-1855 SET 1

€▶A.297

- Set per 1 anta scorrevole, fissaggio a parete
- Sliding door set, wall installation
- Schiebetürset 1-flügelig, Wandmontage

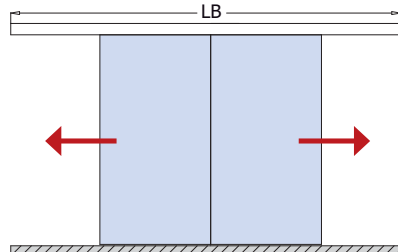
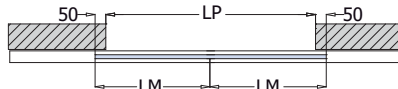


$LB = LP \times 2 + 150$
 $LM = LP + 100$

V-1855 SET 2

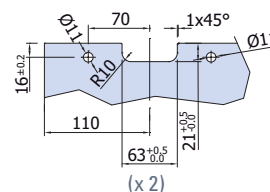
€▶A.298

- Set per 2 ante scorrevoli, fissaggio a parete
- Sliding doors set, wall installation
- Schiebetürset 2-flügelig, Wandmontage



$LB = LP \times 2 + 100$
 $LM = (LP + 100)/2$

LAVORAZIONE VETRO
GLASS PREPARATION
GLASBEARBEITUNG



xme425c

COMPONENTI / COMPONENTS / EINZELTEILE ▶ 71



V-1810



V-1851



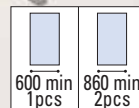
V-1852



SOFT-CLOSE
1pcs



V-1806-70 (OPTIONAL) - 70 Kg
V-1806-50 (OPTIONAL) - 50 Kg



600 min 1pcs
860 min 2pcs




V-1859

V-012

Cod.	Fin. / Fin. / Oberf.	V-1855 SET 1 FIX	V-1855 SET 1 MIS	V-1855 SET 2 FIX	V-1855 SET 2 MIS
V-1810 LB=2000 LB=3000 LB=4000 LB=6000	AN	1	—	1	—
V-1810-MIS LB= 1500→6000	AN	—	1	—	1
V-1851 LB=2000 LB=3000 LB=4000 LB=6000	AN	1	—	1	—
V-1851-MIS LB= 1500→6000	AN	—	1	—	1
V-1852	—	1	1	2	2
V-1806-70 Soft-close (OPTIONAL)	—	(1) (2)	(1) (2)	(2) (4)	(2) (4)
V-1806-50 Soft-close (OPTIONAL)	—	(1) (2)	(1) (2)	(2) (4)	(2) (4)
V-1859	AN	1	1	2	2
V-012	AN	1	1	2	2

V-1800 / V-1810 / V-1803 / V-1850 / V-1855 BRIXIA MICRO (OPTIONAL SOFT-CLOSE)

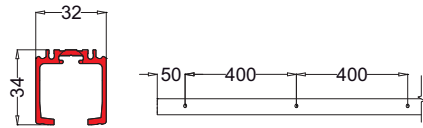
COMPONENTI / COMPONENTS / EINZELTEILE




V-1800 €▶A.299

- Binario
- Track profile
- Laufschiene

AN



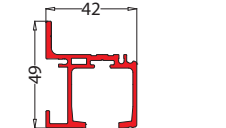
xme425d




V-1810 €▶A.300

- Binario per fissaggio a parete
- Track profile for wall installation
- Laufschiene für Wandmontage

AN



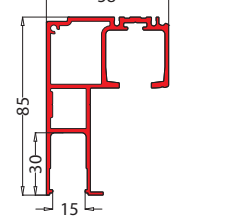
xme425d



V-1803 €▶A.301


- Binario per anta scorrevole con vetro fisso laterale
- Track profile for sliding panel and fixed side panel
- Laufschiene für Schiebetür und Seitenteil

AN



xme425d

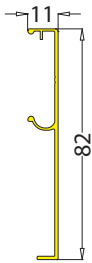
SIMPLE




V-1801 €▶A.302

- Veletta
- Cover profile
- Abdeckung

AN-IXE




xme425d



V-1851 €▶A.303

- Veletta
- Cover profile
- Abdeckung


AN



xme425d

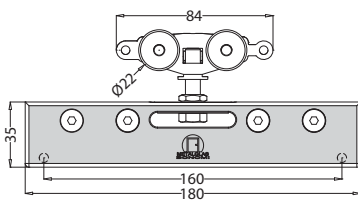
OPTIONAL €▶A.308

VP-019-MT	VP-018-MT	
2	3	
1000 mm - 2000 mm - 3000 mm		
<ul style="list-style-type: none"> • Guarnizioni per sede vetro fisso • Gaskets for fixed glass • Dichtungen für Seitenteil 		
8	10	12

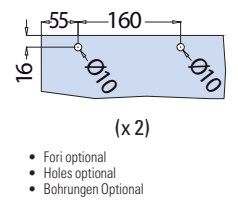


V-1802 €▶A.304

- Set accessori per 1 anta scorrevole composto da: 2 carrelli, morsetti per vetro 8-10 mm. - 2 stoppers
- Accessories set for 1 sliding panel consisting of: N° 2 trolley hangers with clamps carriages for 8/10 mm glass - N° 2 stoppers
- Zubehör für 1 Schiebetür bestehend aus: N° 2 Klemm - Laufwagen für 8/10 mm Glas - N° 2 Stopper



xme425d

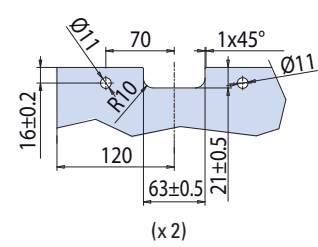



V-1852 €▶A.305

- Set accessori per 1 anta scorrevole composto da: 2 carrelli, morsetti per vetro 8-10 mm. 2 stoppers
- Accessories set for 1 sliding panel consisting of: N° 2 trolley hangers with clamps carriages for 8/10 mm glass - N° 2 stoppers
- Zubehör für 1 Schiebetür bestehend aus: N° 2 Klemm - Laufwagen für 8/10 mm Glas - N° 2 Stopper



xme425d



V-1800 / V-1810 / V-1803 / V-1850 / V-1855 BRIXIA MICRO (OPTIONAL SOFT-CLOSE)

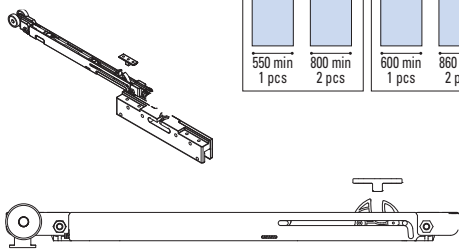
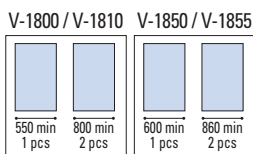
COMPONENTI / COMPONENTS / EINZELTEILE

SIMPLE



V-1806-70 Kg
V-1806-50 Kg
• 1 pcs Soft-close

€▶A.306 €▶A.307



xme425d

V-1808

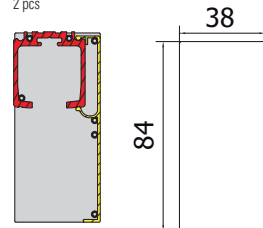
- Paio tappi finali per binario V-1800
- Pair endcaps for track profile V-1800
- Paar Endkappen für Laufschiene V-1800

€▶A.315

AN-IXE



2 pcs



282po27

V-1809

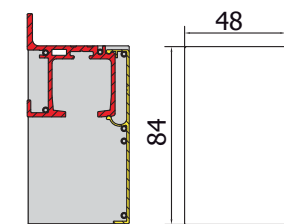
- Paio tappi finali per binario V-1810
- Pair endcaps for track profile V-1810
- Paar Endkappen für Laufschiene V-1810

€▶A.317

AN-IXE



2 pcs



282po29

V-1804

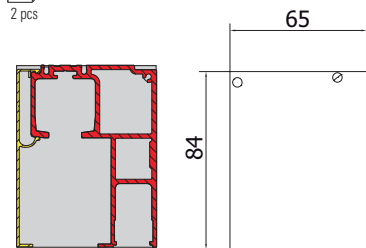
- Paio tappi finali per binario V-1810
- Pair endcaps for track profile V-1810
- Paar Endkappen für Laufschiene V-1810

€▶A.316

AN



2 pcs



282po33

V-1858

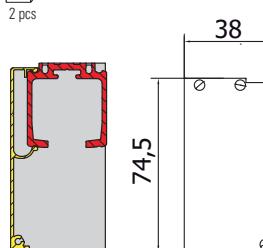
- Paio tappi finali per binario V-1850
- Pair endcaps for track profile V-1850
- Paar Endkappen für Laufschiene V-1850

€▶A.319

AN



2 pcs



282po35

V-1859

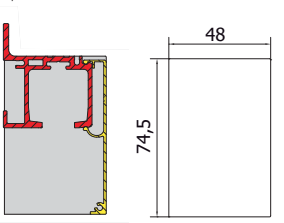
- Paio tappi finali per binario V-1855
- Pair endcaps for track profile V-1855
- Paar Endkappen für Laufschiene V-1855

€▶A.318

AN



2 pcs



282po45

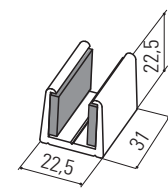


V-012

- Guida a pavimento per scorrevole con feltrini per vetro 8 e 10 mm
- Floor guide with felt strips for glass sliding door a 8 and 10 mm
- Bodenführung mit Filzgleiter für Glas 8 und 10 mm

€▶A.310

AN-NS-CR



v-012

V-1807

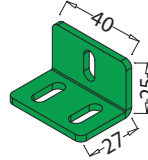
- 1 pezzo staffe per fissaggio a parete binario V-1800 (circa 1 pezzo ogni 400 mm)
- 1 Piece fixing bracket for wall installation track profile V-1800 (about 1 piece every 400 mm)
- 1 Stück Winkelprofil für Wandmontage Schiene V-1800 (1 Stück je ca. 400 mm)

€▶A.309


AN



1 pcs



xme425d



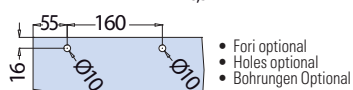
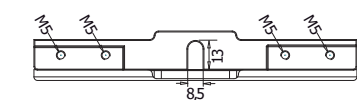
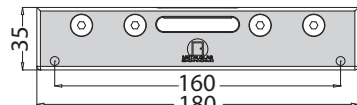
V-090

- Pinza
- Clamp
- Klemmschuh

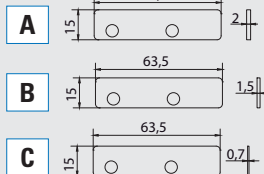
€▶A.311

140 Kg
x 2 pcs

8-10 12-12,7-13,5
con/with/mit V-1817

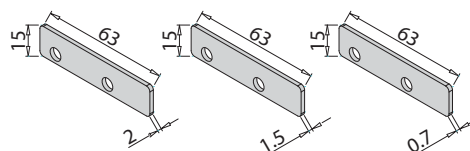


xme431c / xme425a



V-1817-A
V-1817-B
V-1817-C

- Kit spessori per vetro 12 - 12,7 - 13,5 per 2 pinze V-090 e V-090-T
- Kit spacers for glass thickness 12 - 12,7 - 13,5 for 2 clamps V-090 and V-090-T
- Kit Distanzscheiben für Glasdicke 12 - 12,7 - 13,5 für 2 Klemm-Lauwagen V-090 und V-090-T



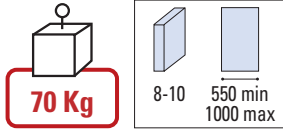
xme425t



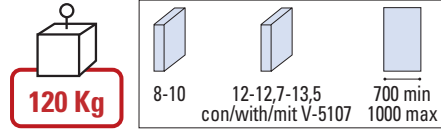
SIMPLE

INVISIBLE EVOLUTION (OPTIONAL SOFT-CLOSE)

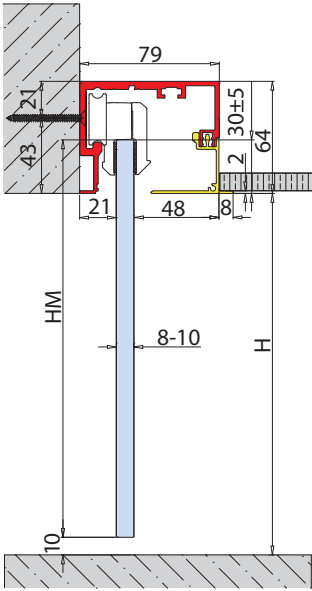

V-7150



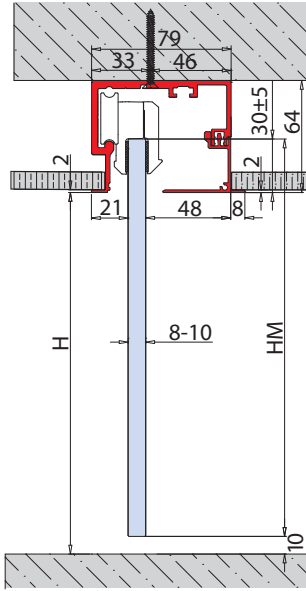
V-7160




COMPONENTI / COMPONENTS / EINZELTEILE ▶ 78



$$HM = H + 30 - 10$$



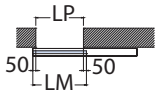
$$HM = H + 30 - 10$$



INVISIBLE

V-7150 / V-7160 SET 1

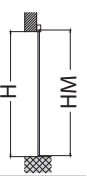
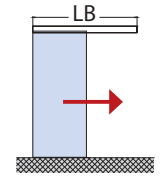
- Set per 1 anta scorrevole, fissaggio a parete/soffitto
- Sliding door set, wall/ceiling installation
- Schiebetürset 1-flügelig, Wand-Deckenmontage



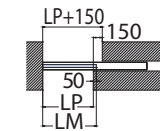
$$LB = LP \times 2 + 150$$

$$LM = LP + 100$$

$$HM = H + 30 - 10$$



ATTENZIONE! Per montaggio vetro in nicchia è necessaria preparazione spalle sfasate.
ATTENTION! For glass installation in the niche, the walls must be prepared off line like drawing.
ACHTUNG! Für die Glasmontage muss eine Wandseite gekürzt werden.



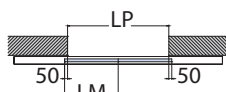
$$LB = LP \times 2 + 150$$

$$LM = LP + 50$$

$$HM = H + 30 - 10$$

V-7150 / V-7160 SET 2

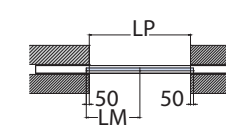
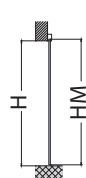
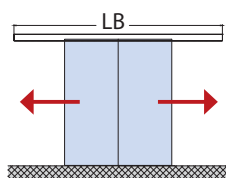
- Set per 2 ante scorrevoli, fissaggio a parete/soffitto
- Sliding doors set, wall/ceiling installation
- Schiebetürset 2-flügelig, Wand-Deckenmontage



$$LB = LP \times 2 + 100$$

$$LM = (LP + 100) / 2$$

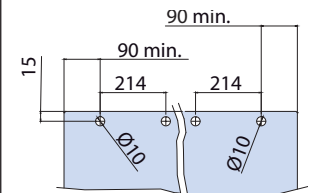
$$HM = H + 30 - 10$$



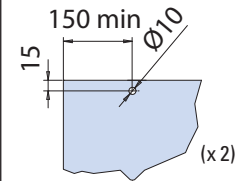
$$LB = LP \times 2 + 100$$

$$LM = (LP + 100) / 2$$

$$HM = H + 30 - 10$$

**LAVORAZIONE VETRO
 GLASS PREPARATION
 GLASBEARBEITUNG**


- Fori **optional** per V-5102
- Holes **optional** for V-5102
- Bohrungen **Optional** für V-5102



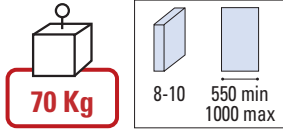
- Fori **optional** per V-5152
- Holes **optional** for V-5152
- Bohrungen **Optional** für V-5152

xme427a


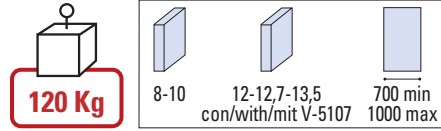
Cod.	Fin. / Fin. / Oberf.	V-7150 / V-7160 SET 1 FIX	V-7150 / V-7160 SET 1 MIS	V-7150 / V-7160 SET 2 FIX	V-7150 / V-7160 SET 2 MIS
V-7150 LB=2000 LB=3000 LB=4000 LB=6000	AN	1	-	1	-
V-7150-MIS LB= 1500→6000	AN	-	1	-	1
V-5152 (per/for/für V-7150) V-5102 (per/for/für V-7160)	-	1	1	2	2
V-5406-70-70 Kg Soft-close (OPTIONAL)	-	(1)	(1)	(2)	(2)
V-5406-80-80 Kg Soft-close (OPTIONAL)	-	(1)	(1)	(2)	(2)
V-5406-120-120 Kg Soft-close (OPTIONAL)	-	(1)	(1)	(2)	(2)
V-012-INS	AN	1	1	2	2

INVISIBLE EVOLUTION (OPTIONAL SOFT-CLOSE)


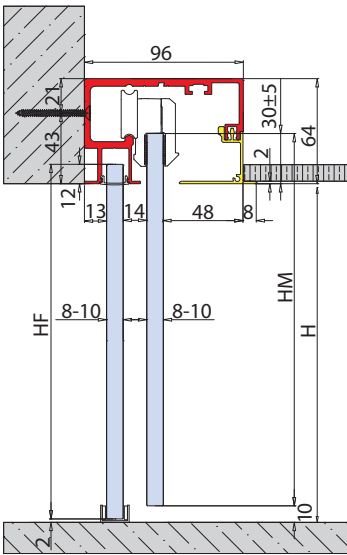
V-7153



V-7163

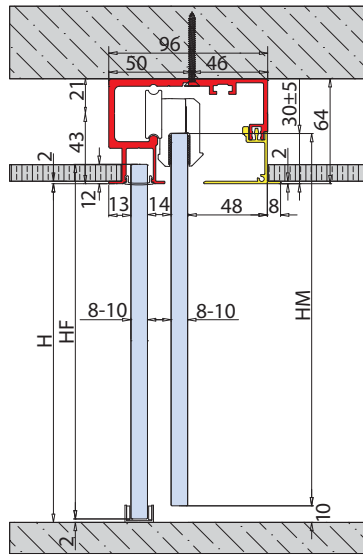


INVISIBLE

COMPONENTI / COMPONENTS / EINZELTEILE ▶ 78

V-7153
V-5102
120 Kg
V-5152
70 Kg
V-5406-70 C (OPTIONAL) - 70 Kg
V-5406-80 (V-7150) (OPTIONAL) - 80 Kg
V-5406-120 (V-7160) (OPTIONAL) - 120 Kg
8-10-10,7
V-012-INS


$$HM = H + 30 - 10$$

$$HF = H + 12 - 2$$

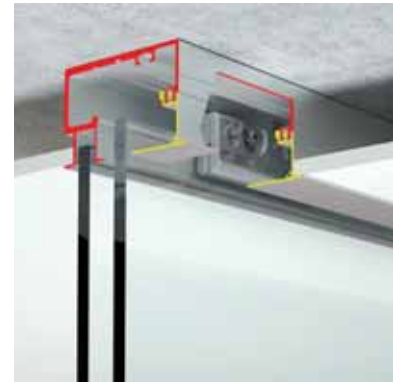
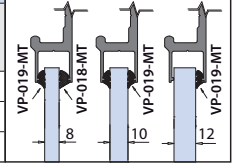


$$HM = H + 30 - 10$$

$$HF = H + 12 - 2$$

OPTIONAL	
VP-019-MT	VP-018-MT
2	3
1000 mm	
2000 mm	
3000 mm	

- Guarnizioni per sede vetro fisso
- Gaskets for fixed glass
- Dichtungen für Seitenteil

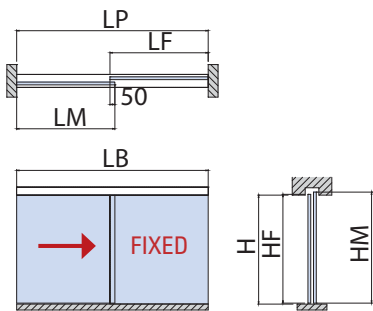


INVISIBLE

V-7153 / V-7163 SET 1

€▶A.215 €▶A.217

- Set per 1 anta scorrevole e vetro fisso, fissaggio a parete/soffitto
- Sliding door set with fixed panel, wall/ceiling installation
- Schiebetürset 1-flügelig mit Seitenteil, Wand-Deckenmontage



$$LB = LP$$

$$LM = LF = (LP + 50) / 2$$

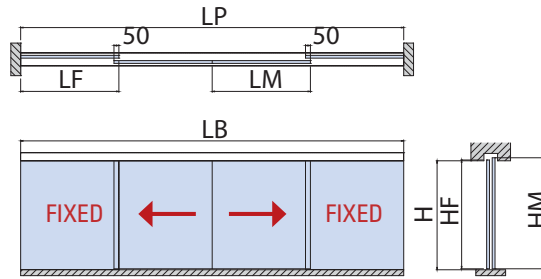
$$HM = H + 30 - 10$$

$$HF = H + 12 - 2$$

V-7153 / V-7163 SET 2

€▶A.216 €▶A.218

- Set per 2 ante scorrevoli e vetri fissi, fissaggio a parete/soffitto
- Sliding doors set with fixed panels, wall/ceiling installation
- Schiebetürset 2-flügelig mit Seitenteile, Wand-Deckenmontage

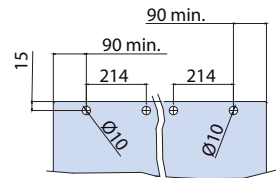


$$LB = LP$$

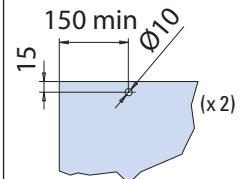
$$LM = LF = (LP + 100) / 4$$

$$HM = H + 30 - 10$$

$$HF = H + 12 - 2$$

LAVORAZIONE VETRO
GLASS PREPARATION
GLASBEARBEITUNG


- Fori **optional** per V-5102
- Holes **optional** for V-5102
- Bohrungen **Optional** für V-5102




- Fori **optional** per V-5152
- Holes **optional** for V-5152
- Bohrungen **Optional** für V-5152

xme427b

Cod.	Fin. / Fin. / Oberf.	V-7153 / V-7163 SET 1 FIX	V-7153 / V-7163 SET 1 MIS	V-7153 / V-7163 SET 2 FIX	V-7153 / V-7163 SET 2 MIS
V-7153 LB=2000 LB=3000 LB=4000 LB=6000	AN	1	-	1	-
V-7153-MIS LB= 1500→6000	AN	-	1	-	1
V-5152 (per/for/für V-7150) V-5102 (per/for/für V-7160)	-	1	1	2	2
V-5406-70-70 Kg Soft-close (OPTIONAL)	-	(1)	(1)	(2)	(2)
V-5406-80-80 Kg Soft-close (OPTIONAL)	-	(1)	(1)	(2)	(2)
V-5406-120-120 Kg Soft-close (OPTIONAL)	-	(1)	(1)	(2)	(2)
V-012-INS	AN	1	1	2	2

V-7150 / V-7160 / V-7153 / V-7163 INVISIBLE EVOLUTION (OPTIONAL SOFT-CLOSE)

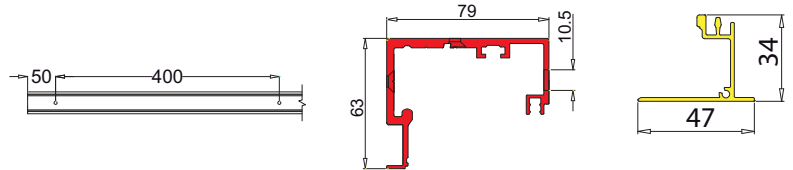
COMPONENTI / COMPONENTS / EINZELTEILE




V-7150

- Binario Scorrevole INVISIBLE EVOLUTION
- Track profile INVISIBLE EVOLUTION
- Laufschiennenprofil INVISIBLE EVOLUTION

AN



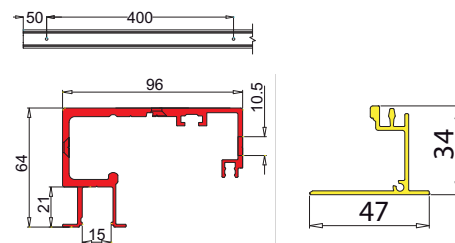
€▶A.219



V-7153

- Binario Scorrevole INVISIBLE EVOLUTION con vetro fisso
- Track profile INVISIBLE EVOLUTION with fixed panel
- Laufschiennenprofil INVISIBLE EVOLUTION mit Seitenteil

AN



€▶A.220

xme427c

OPTIONAL	
VP-019-MT	VP-018-MT
2	3
1000 mm - 2000 mm - 3000 mm	
<ul style="list-style-type: none"> • Guarnizioni per sede vetro fisso • Gaskets for fixed glass • Dichtungen für Seitenteil 	
8	10
12	12

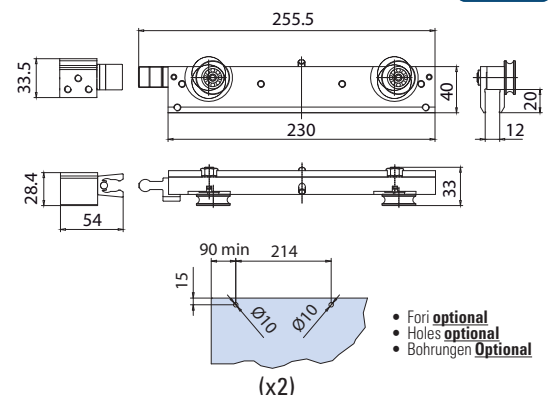
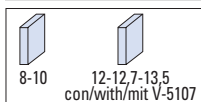
€▶A.221



V-5102

- Set accessori per 1 anta scorrevole composto da: n° 2 carrelli, morsetti per vetro 8-10 mm, n° 2 stoppers
- Accessories set for 1 sliding panel consisting of: n° 2 roller carriers for 8/10 mm glass, n° 2 stoppers.
- Zubehör für 1 Schiebetür bestehend aus: n° 2 Klemm - Laufwagen für 8/10 mm Glas, n° 2 Stopper

120 Kg



- Fori optional
- Holes optional
- Bohrungen Optional

(x2)

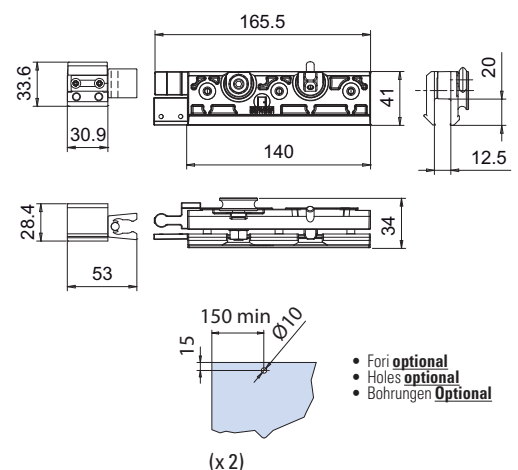
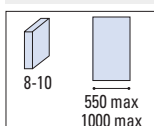
xme508i



V-5152

- Set accessori per 1 anta scorrevole composto da: n° 2 carrelli, morsetti per vetro 8-10 mm, n° 2 stoppers
- Accessories set for 1 sliding panel consisting of: n° 2 roller carriers for 8/10 mm glass, n° 2 stoppers.
- Zubehör für 1 Schiebetür bestehend aus: n° 2 Klemm - Laufwagen für 8/10 mm Glas, n° 2 Stopper

70 Kg



- Fori optional
- Holes optional
- Bohrungen Optional

(x 2)

xme508l

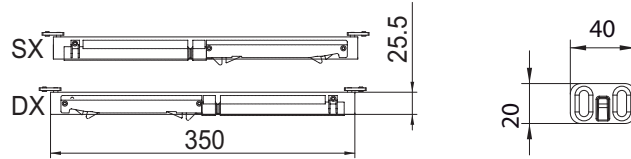


soft-close
80 Kg

V-5406

- Set 2 stoppers Evolution Soft-close (per 1 anta)
- Set 2 stoppers Evolution Soft-close (for 1 sliding panel)
- Set 2 Stoppers Evolution Soft-close mit Selbsteinzug (für 1 Schiebetür)

€▶A.223



xla340b

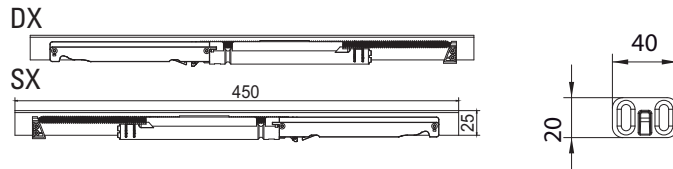


soft-close
120 Kg

V-5406-120

- Set 2 stoppers Evolution Soft-close (per 1 anta)
- Set 2 stoppers Evolution Soft-close (for 1 sliding panel)
- Set 2 Stoppers Evolution Soft-close mit Selbsteinzug (für 1 Schiebetür)

€▶A.225



pla283z

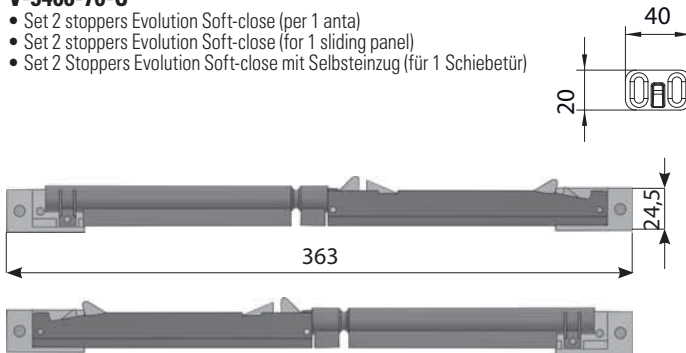


soft-close
70 Kg

V-5406-70-C

- Set 2 stoppers Evolution Soft-close (per 1 anta)
- Set 2 stoppers Evolution Soft-close (for 1 sliding panel)
- Set 2 Stoppers Evolution Soft-close mit Selbsteinzug (für 1 Schiebetür)

€▶A.224

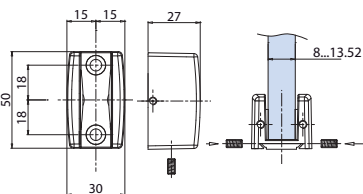
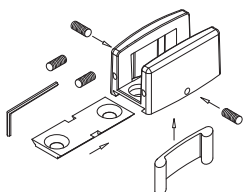


V-012-INS

- Guida a pavimento regolabile per vetro da 8 a 13,5 mm con piastrina di fissaggio a terra per un facile inserimento della guida, ideale per scorrevoli invisibili e Telescopici
 - Floor guide adjustable for glass from 8 to 13,5 mm. Perfect for invisible and Telescopic
 - Bodenführung verstellbar für Glas von 8 bis 13,5mm perfekt für invisible und Teleskop Schiebe-Systeme, dank der Befestigungsplatte einsetzbar
- AN - NS - CR

€▶A.227

8-10-12
12,5-13-13,5



FB059-A

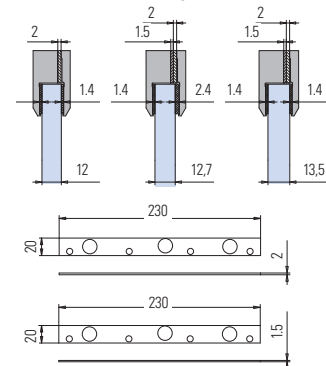


V-5107

- Set per spessori vetro 12 - 12,7 - 13,5 (per 2 pinze V-5102)
- Set spacers for glass thickness 12 - 12,7 - 13,5 (for 2 clamps V-5102)
- Set distanzscheiben für Glasdicke 12 - 12,7 - 13,5 (für 2 Klemm-Lauwagen V-5102)

€▶A.226

12-12,7-13,5
con/with/mit V-5107



xla209b

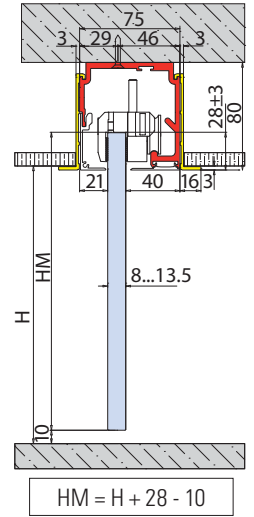
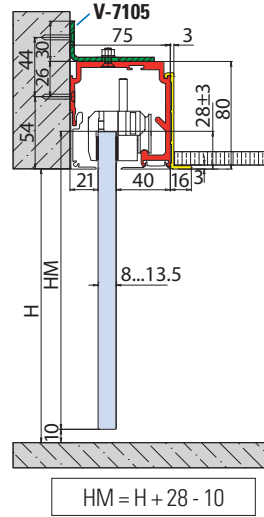
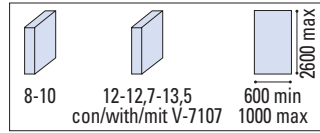
INVISIBLE



INVISIBILE

INVISIBILE (OPTIONAL SOFT-CLOSE)

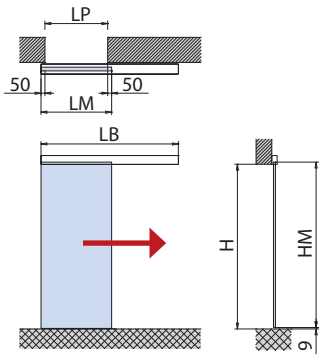
V-7100



V-7100 SET 1

€A.198

- Set per 1 anta scorrevole, fissaggio a parete/soffitto
- Sliding doors set, wall/ceiling installation
- Schiebetürset 1-flügelig, Wand-Deckenmontage



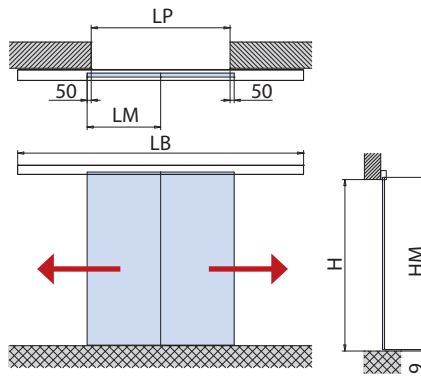
$$LB = LP \times 2 + 150$$

$$LM = LP + 100$$

V-7100 SET 2

€A.199

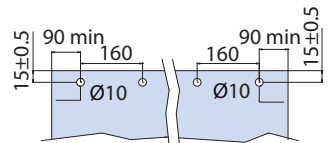
- Set per 2 ante scorrevoli, fissaggio a parete/soffitto
- Sliding doors set, wall/ceiling installation
- Schiebetürset 2-flügelig, Wand-Deckenmontage



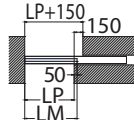
$$LB = LP \times 2 + 100$$

$$LM = (LP + 100) / 2$$

LAVORAZIONE VETRO GLASS PREPARATION GLASBEARBEITUNG



- Fori **optional**
- Holes **optional**
- Bohrungen **optional**



xme346

- **ATTENZIONE!** Per montaggio vetri in nicchia è necessaria preparazione spalle sfasate.
- **ATTENTION!** For glass installation in the niche, the walls must be prepared off line like drawing.
- **ACHTUNG!** Für die Glasmontage muss eine Wandseite gekürzt werden.

COMPONENTI / COMPONENTS / EINZELTEILE ▶ 82

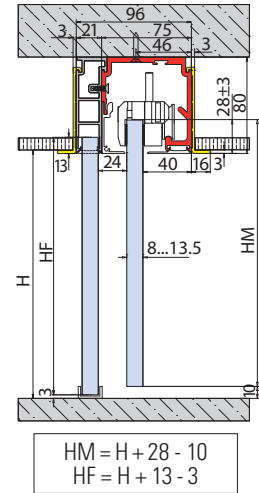
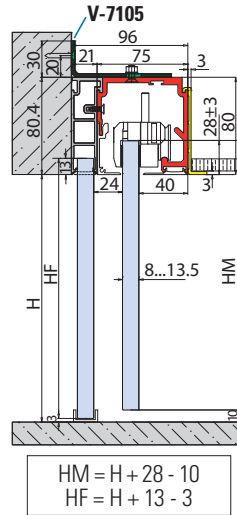
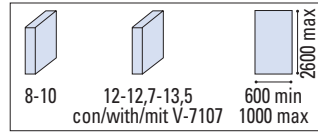


Cod.	Fin. / Fin. / Oberf.	V-7100 SET 1 FIX	V-7100 SET 1-MIS	V-7100 SET 2 FIX	V-7100 SET 2-MIS
V-7101 L=2000 L=3000 L=4000 L=6000	AN	1	-	1	-
V-7101-MIS L=1500 → 6000	AN	-	1	-	1
V-7102	-	1	1	2	2
V-012-INS	AN	1	1	2	2
V-7108 Soft-close (OPTIONAL)	-	(1)	(1)	(2)	(2)
V-7105 Staffa / Bracket / Winkelverbinder (OPTIONAL)	-	(1 x 400 mm)	(1 x 400 mm)	(1 x 400 mm)	(1 x 400 mm)



INVISIBLE (OPTIONAL SOFT-CLOSE)

V-7103

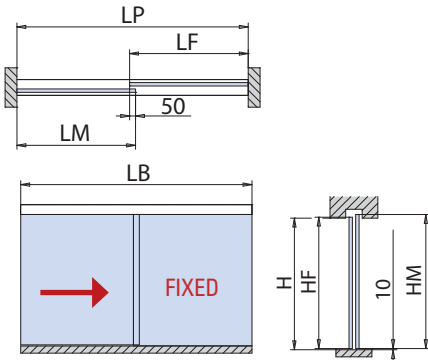


INVISIBLE

V-7103 SET 1

€▶A.200

- Set per 1 anta scorrevole e vetro fisso, fissaggio a parete/soffitto
- Sliding door set with fixed panel, wall/ceiling installation
- Schiebetürset 1-flügelig mit Seitenteil, Wand-Deckenmontage



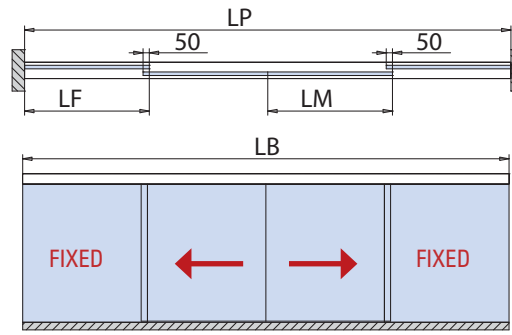
$$LB = LP$$

$$LM = LF = (LP + 50) / 2$$

V-7103 SET 2

€▶A.201

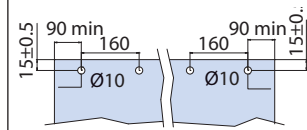
- Set per 2 ante scorrevole e vetri fissi, fissaggio a parete/soffitto
- Sliding doors set with fixed panels, wall/ceiling installation
- Schiebetürset 2-flügelig mit Seitenteile, Wand-Deckenmontage



$$LB = LP$$

$$LM = LF = (LP + 100) / 4$$

LAVORAZIONE VETRO GLASS PREPARATION GLASBEARBEITUNG



- Fori **optional**
- Holes **optional**
- Bohrungen **optional**

xme346

COMPONENTI / COMPONENTS / EINZELTEILE ▶ 82



V-7101+V-7104

OPTIONAL



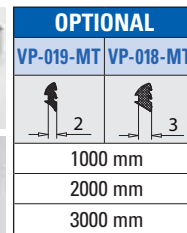
V-7102 - 100 Kg



V-7108 (OPTIONAL) - 80 Kg



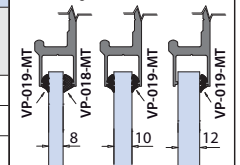
V-7105



OPTIONAL

VP-019-MT	VP-018-MT
2	3
1000 mm	
2000 mm	
3000 mm	

- Guarnizioni per sede vetro fisso
- Gaskets for fixed glass
- Dichtungen für Seitenteil



Cod.	Fin. / Fin. / Oberf.	V-7103 SET 1 FIX	V-7103 SET 1-MIS	V-7103 SET 2 FIX	V-7103 SET 2-MIS
V-7101 L=2000 L=3000 L=4000 L=6000	AN	1	-	1	-
V-7101-MIS L=1500 → 6000	AN	-	1	-	1
V-7104 L=2000 L=3000 L=4000 L=6000	AN	1	-	1	-
V-7104-MIS L=1500 → 6000	AN	-	1	-	1
V-7102	-	1	1	2	2
V-012-INS	AN	1	1	2	2
V-7108 Soft-close (OPTIONAL)	-	(1)	(1)	(2)	(2)
V-7105 Staffa / Bracket / Winkelverbinder (OPTIONAL)	-	(1 x 400 mm)	(1 x 400 mm)	(1 x 400 mm)	(1 x 400 mm)

V-7100 / V-7103 INVISIBLE (OPTIONAL SOFT-CLOSE)

COMPONENTI / COMPONENTS / EINZELTEILE

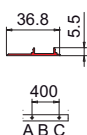


V-7101

- Binario Invisibile
- Track profile Invisible
- Laufschiene Invisibile

AN

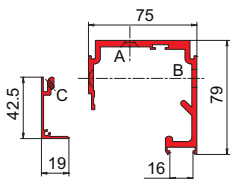
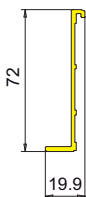
€▶A.202



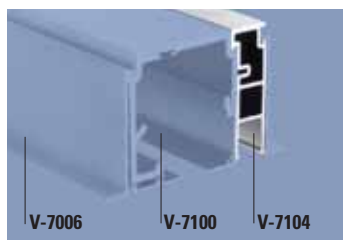
V-7006-CF2

- Profilo per V-7101 con appoggio per controsoffitto
- Profile for V-7101 with support for suspended ceiling
- Profil für V-7101 mit Auflage für Abgehängter Decke

AN



xfb-069

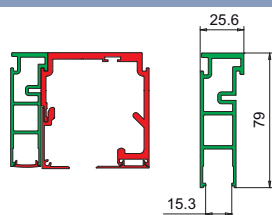


V-7104

- Profilo per vetro fisso per V-7101
- Side panel profile for V-7101
- Seitenteilprofil für V-7101

AN

€▶A.203



xfb-069

OPTIONAL €▶A.210

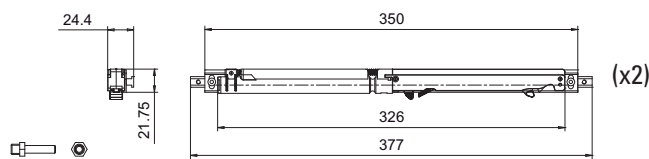
VP-019-MT	VP-018-MT
2	3
1000 mm	
2000 mm	
3000 mm	
<ul style="list-style-type: none"> • Guarnizioni per sede vetro fisso • Gaskets for fixed glass • Dichtungen für Seitenteil 	
8	10
10	12



V-7108

- Optional Soft-close

€▶A.207



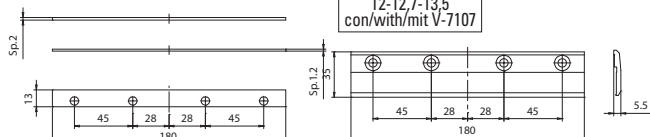
xfb-069



V-7107

- Set per spessori vetro 12 - 12,7 - 13,5 (per 2 pinze V-7102)
- Set spacers for glass thickness 12 - 12,7 - 13,5 (for 2 clamps V-7102)
- Set distanzscheiben für Glasdicke 12 - 12,7 - 13,5 (für 2 Klemm-Lauwagen V-7102)

€▶A.206



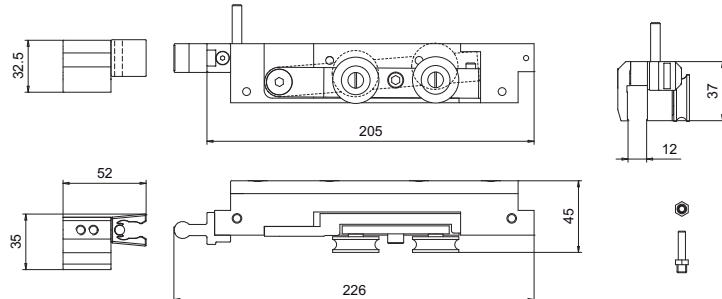
xfb-069



V-7102

- Set carrelli con pinze e stopper per 1 anta scorrevole
- Set roller carriers and stoppers for 1 panel
- Set Klemm-Laufwagen und stopper für 1 Flügel

€▶A.205



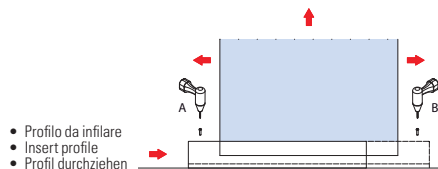
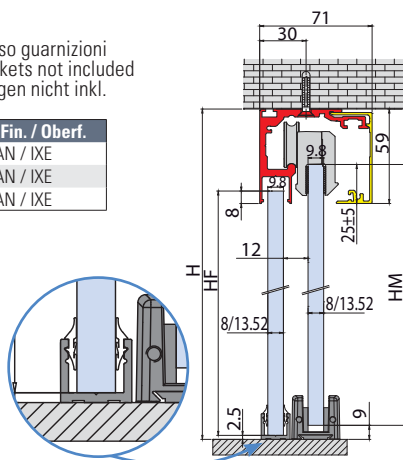
xfb-069

8-10	12-12,7-13,5	600 min 2600 max
con/with/mit V-7107		

V-2014-MIX

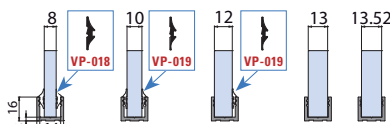
- Canalina per vetro fisso escluso guarnizioni
- U channel for fixed panel, gaskets not included
- U Profil für Seitenteil Dichtungen nicht inkl.

Cod.	Fin. / Fin. / Oberf.
V-2014-2000 mm	AN / IXE
V-2014-3000 mm	AN / IXE
V-2014-6000 mm	AN / IXE



- Profilo da infilare
- Insert profile
- Profil durchziehen

- Guarnizioni
- Gaskets
- Dichtungen



FB044-E

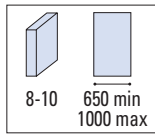


INVISIBLE

INVISIBLE
V-7100
► 80

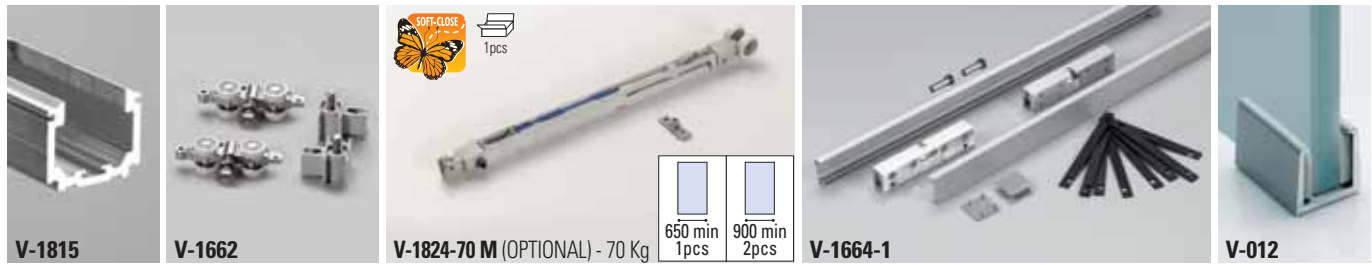
SEMI-VISIBLE (OPTIONAL SOFT-CLOSE)

V-1660

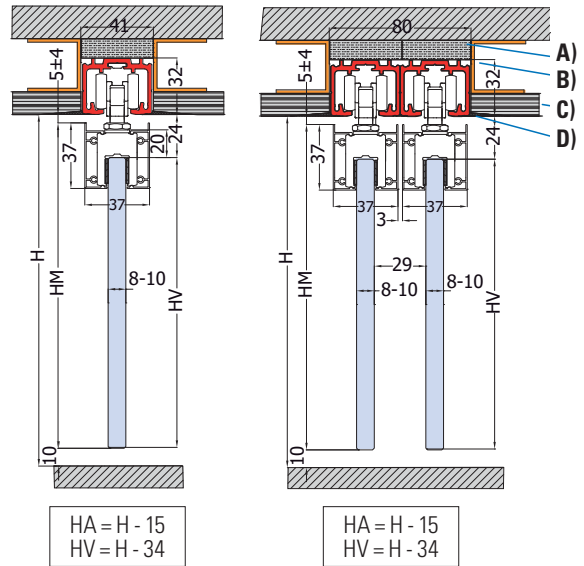


INVISIBLE



COMPONENTI / COMPONENTS / EINZELTEILE ▶ 87 - 155


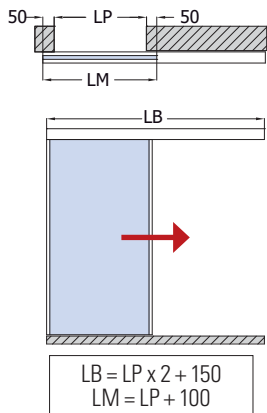
- A)** Spessore a cura del cliente
Shim by the customer
Ausgleich bauseits
- B)** Struttura ad "U" per cartongesso 28x30
"U" Profile structure for plasterboard
"U" Profil Struktur fuer Gipskarton
- C)** Lastra cartongesso forma "AK"
Plasterboard sheet type "AK"
Gipskartonplatte Typ "AK"
- D)** Rete fibra vetro per rasatura
Fiberglass mesh for levelling
Fiberglas-Netz für die Verspachtelung



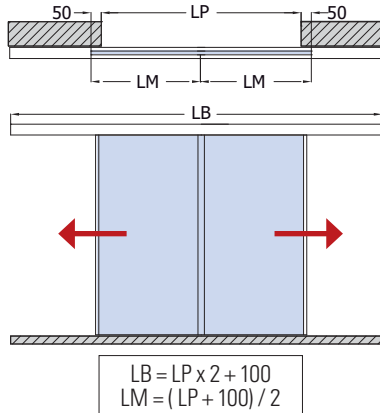
INVISIBLE

V-1660 SET 1

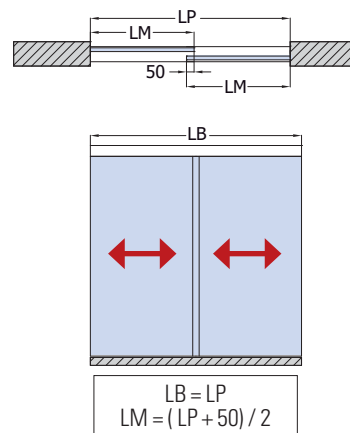
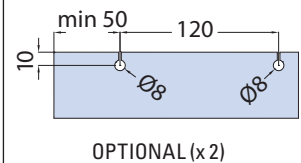
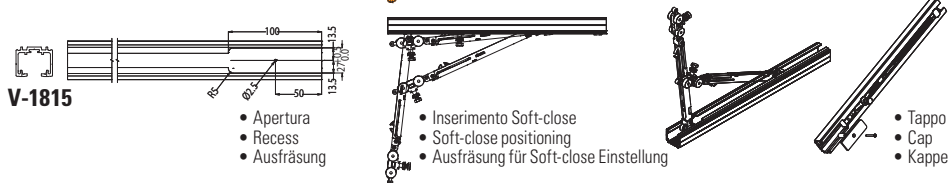
€ ▶ A.254


V-1660 SET 2

€ ▶ A.255


V-1660 SET 5

€ ▶ A.256


 LAVORAZIONE VETRO
 GLASS PREPARATION
 GLASBEARBEITUNG

V-1660 con / with / mit Soft-close


xme528

Cod.	Fin. / Fin. Oberf.	V-1660 SET 1 FIX	V-1660 SET 1-MIS	V-1660 SET 2 FIX	V-1660 SET 2-MIS	V-1660 SET 5 FIX	V-1660 SET 5-MIS
V-1815 LB=2000 LB=3000 LB=4000 LB=6000	AN	1	—	1	—	2	—
V-1815-MIS LB= 1500→6000	AN	—	1	—	1	—	2
V-1664-1 L= 1000	AN	1	1	2	2	2	2
V-1662		1	1	2	2	2	2
V-1824-70 M / V-1824-50 M Soft-close (OPTIONAL)		(1) (2)	(1) (2)	(2) (4)	(2) (4)	(2) (4)	(2) (4)
V-012	AN	1	1	2	2	2	2

BRIXIA INVISIBILE (OPTIONAL SOFT-CLOSE)

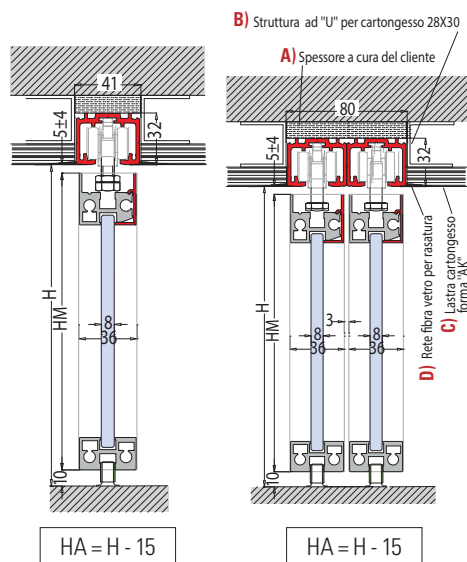


V-1815

80 Kg

4+4 (0,38) 650 min

- A)** Spessore a cura del cliente
Shim by the customer
Ausgleich bauseits
- B)** Struttura ad "U" per cartongesso 28x30
"U" Profile structure for plasterboard
"U" Profil Struktur fuer Gipskarton
- C)** Lastra cartongesso forma "AK"
Plasterboard sheet type "AK"
Gipskartonplatte Typ "AK"
- D)** Rete fibra vetro per rasatura
Fiberglass mesh for levelling
Fiberglas-Netz für die Verspachtelung



V-1815 SET 1

€▶A.229

V-1815 SET 2

€▶A.230

V-1815 SET 5

€▶A.231

V-1815-F SET 1

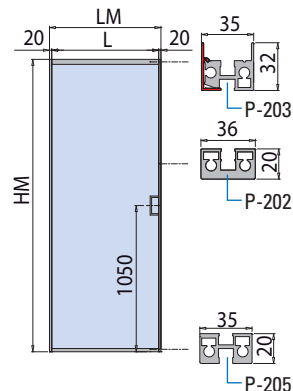
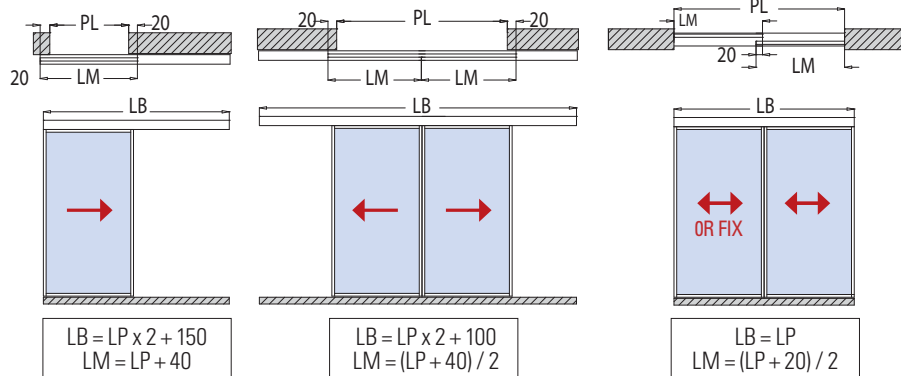
€▶A.232

V-1815-F SET 2


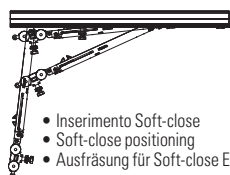
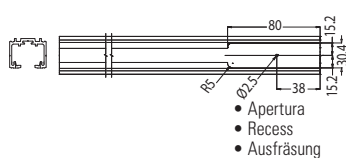
€▶A.233

V-1815-F SET 5

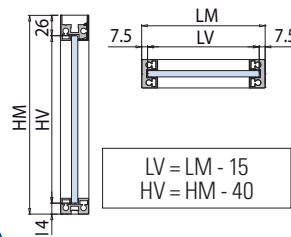
€▶A.234



V-1815-F con / with / mit Soft-close




€▶A.241



xme425uv


COMPONENTI / COMPONENTS / EINZELTEILE ▶ 87



Cod.	Fin. / Fin. Oberf.	SET 1 FIX		SET 1-MIS		SET 2 FIX		SET 2-MIS		SET 5 FIX		SET 5-MIS	
		V-1815	V-1815-F	V-1815	V-1815-F	V-1815	V-1815-F	V-1815	V-1815-F	V-1815	V-1815-F	V-1815	V-1815-F
V-1860 LB=2000 LB=3000 LB=4000 LB=6000	AN	1	-	-	-	1	-	-	-	2	-	-	-
V-1860-MIS LB= 1500→6000	AN	-	-	1	-	-	-	1	-	-	-	2	-
V-1815OPTIONAL LB=2000 LB=3000 LB=4000 LB=6000	AN	-	1	-	-	-	1	-	-	-	2	-	-
V-1815-MIS OPTIONAL LB= 1500→6000	AN	-	-	-	1	-	-	-	1	-	-	-	2
PO-290 - BRIXIA	AN	1	1	1	1	2	2	2	2	2	2	2	2
V-1824-70 M / V-1824-50 M Soft-close (OPTIONAL)	-	-	(1) (2)	-	(1) (2)	-	(2) (4)	-	(2) (4)	-	(2) (4)	-	(2) (4)
F-007 Maniglie / Handles / Griffe (OPTIONAL)	AN	(1)	(1)	(1)	(1)	(2)	(2)	(2)	(2)	(2)	(2)	(2)	(2)

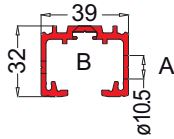
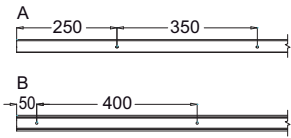
V-1815 BRIXIA INVISIBLE (OPTIONAL SOFT-CLOSE)

COMPONENTI / COMPONENTS / EINZELTEILE




V-1860 €▶A.235

- Binario Scorrevole BRIXIA HEAVY
- Track profile BRIXIA HEAVY
- Laufschienenprofil BRIXIA HEAVY AN

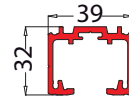
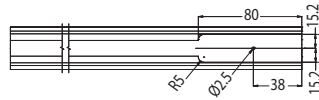


xme425i



V-1815 €▶A.236

- Binario Scorrevole con fresatura per inserimento carrelli e stopper Soft-close
- Track profile with recess for Soft-close stoppers and carriers in and out
- Laufschienenprofil mit Ausfräsung mit ein Ausfahren für Laufwerk und Soft-close stopper AN



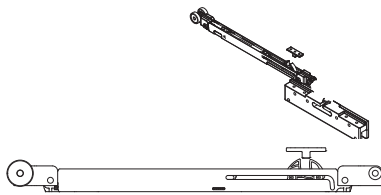
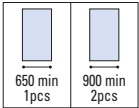
xme425uv



V-1824-70 M Kg / V-1824-50 M Kg


- Optional stopper Soft-close per sistema V-1815-F
- Optional stopper with Soft-close mechanism for system V-1815-F
- Optional Stopper mit Soft-close für System V-1815-F

€▶A.239
€▶A.240



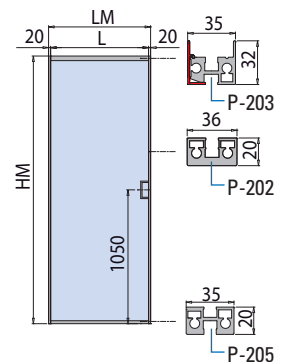
P-F25

xme425uv



PO-290-BRIXIA

- Profili per anta intelaiata max 1200 x 3000 mm con carrelli e stopper
- Profiles for aluminium panel max 1200x3000 mm with carriages and stoppers
- Flügelrahmen aus Aluminium max 1200x3000 mm mit Laufwagen und Stopper AN

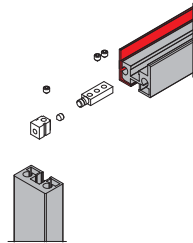
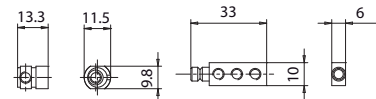


xme270



P-F25 €▶A.251

- Ferramenta necessaria per assemblare n.1 anta intelaiata PO-290
- Fixing materials to assembly one aluminium panel PO-290
- Befestigungsmaterial für 1 set Flügelrahmen PO-290

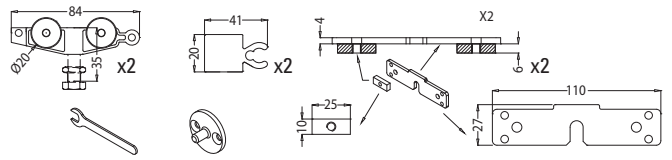


xme270



PO-292-BRIXIA €▶A.249

- Set accessori per 1 anta scorrevole intelaiata composto da: n.2 carrellini n.2 stoppers - n.1 oliva a pavimento
- Accessory set for 1 sliding door with aluminium panel containing: N° 2 carriers N° 2 stoppers N° 1 floor guide
- Zubehör Set komplett für 1 Schiebetür mit Aluminium Flügelrahmen bestehend aus: N° 2 Laufwagen, N° 2 Stopper, N° 1 Bodenführung



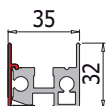
xme503



P-203

- Traverso orizzontale superiore
- Top horizontal profile
- Oberes horizontalprofil AN

€▶A.243
€▶A.246



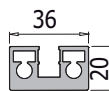
xme270a



P-202

- Montante verticale
- Vertical profile
- Vertikalprofil AN

€▶A.242
€▶A.245



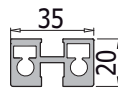
xme270a



P-205

- Traverso orizzontale inferiore
- Bottom horizontal profile
- Unteres horizontalprofil AN

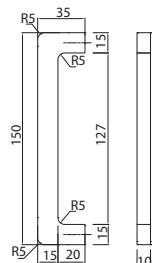
€▶A.244
€▶A.247



xme270a



€▶A.238



F-007

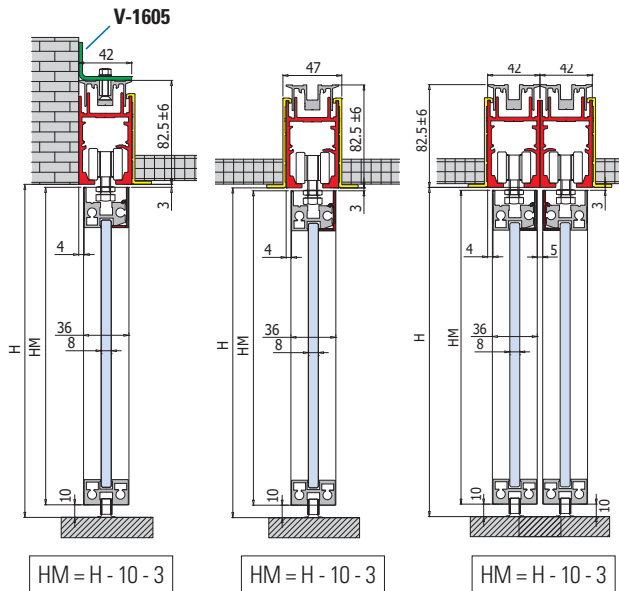
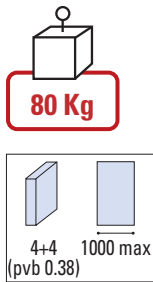
- Paio maniglie ad incollaggio in alluminio anodizzato naturale
- Pair sliding handle with self adhesive fixing in anodised aluminium
- Paar Schiebegriffe aus eloxiertem Aluminium Selbstklebend

F-007



EASY FRAME SEMI-VISIBLE (OPTIONAL SOFT-CLOSE)

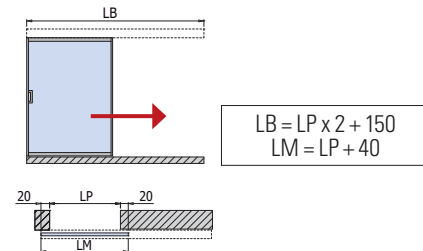
PO-290-INV



PO-290-INV SET 1

€▶A.227

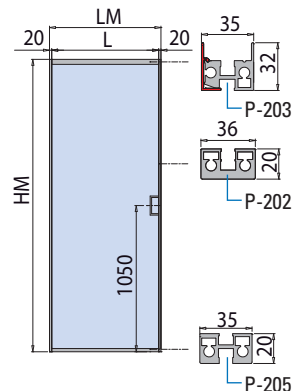
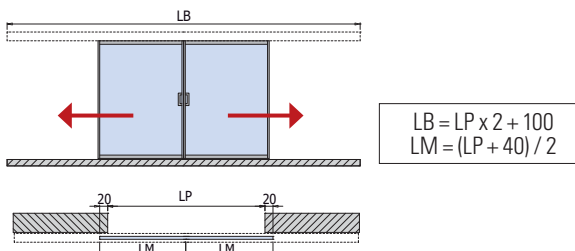
- Set per 1 anta scorrevole, fissaggio a parete/soffitto
- Sliding door set, wall/ceiling installation
- Schiebetürset 1-flügelig, Wand-Deckenmontage



PO-290-INV SET 2

€▶A.278

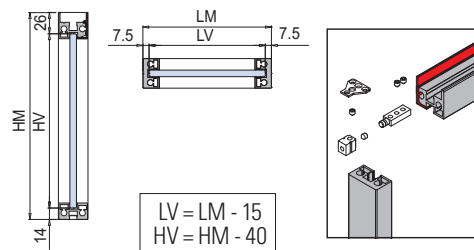
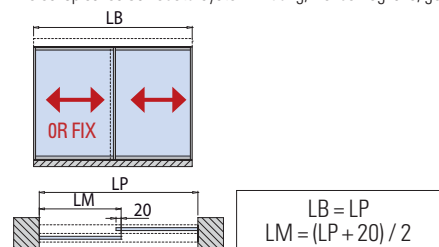
- Set per 2 ante scorrevoli, fissaggio a parete/soffitto
- Sliding doors set, wall/ceiling installation
- Schiebetürset 2-flügelig, Wand-Deckenmontage



PO-290-INV SET 5


€▶A.279

- Sistema per 2 ante scorrevoli telescopiche "libere", fissaggio a soffitto
- Telescopic sliding door system 2-ways, for free movable panels, ceiling installation
- Teleskopisches Schiebetürsystem 2-läufig, frei bewegliche, gegenläufige Ganzglasschiebetüren, Deckenmontage



xme270


COMPONENTI / COMPONENTS / EINZELTEILE ▶ 89



Cod.	Fin. / Fin. / Oberf.	PO-290-INV SET 1 FIX	PO-290-INV SET 1-MIS	PO-290-INV SET 2 FIX	PO-290-INV SET 2-MIS	PO-290-INV SET 5 FIX	PO-290-INV SET 5-MIS
V-1600 L=2000 L=3000 L=4000 L=5000	AN	1	-	1	-	2	-
V-1600-MIS L=1500 R 6000	AN	-	1	-	1	-	2
PO-290	AN	1	1	2	2	2	2
V-1605 Staffa / Bracket / Winkelverbinder (OPTIONAL)	-	(1 x 400 mm)	(1 x 400 mm)	(1 x 400 mm)	(1 x 400 mm)	-	-
V-1606 Soft-close (OPTIONAL)	-	(1)	(1)	(2)	(2)	(2)	(2)
V-1608 Tappi / Endcaps / Endkappe (OPTIONAL)	AN	(1)	(1)	(1)	(1)	(2)	(2)
F-007 Maniglie / Handles / Griffe (OPTIONAL)	AN	(1)	(1)	(2)	(2)	(2)	(2)

PO-290-INV EASY FRAME SEMI-VISIBLE (OPTIONAL SOFT-CLOSE)

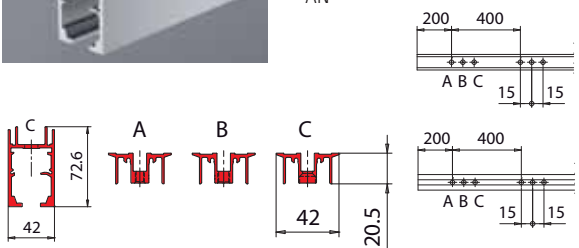
COMPONENTI / COMPONENTS / EINZELTEILE



V-1600


- Binario Scorrevole
- Track profile
- Laufschienenprofil

AN



€>A.280

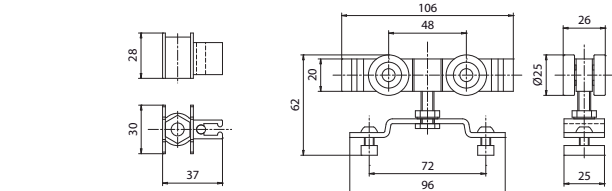
xme270



PO-292

- Set accessori per 1 anta scorrevole intelaiata composto da: n.2 carrellini - n.2 stoppers - n.1 oliva a pavimento
- Accessory set for 1 sliding door with aluminium panel containing: N° 2 Carriages N° 2 stoppers N° 1 floor guide
- Zubehör Set komplett für 1 Schiebetür mit Aluminium Flügelrahmen bestehend aus: N° 2 Klemm-Laufwagen N° 2 Stopper N° 1 Bodenführung

€>A.284



xme270



P-203

- Traverso orizzontale superiore
- Top horizontal profile
- Oberes horizontalprofil


AN

€>A.243

€>A.246



xme270a



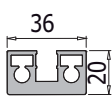
P-202

- Montante verticale
- Vertical profile
- Vertikalprofil


AN

€>A.242

€>A.245



xme270a



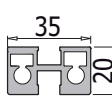
P-205

- Traverso orizzontale inferiore
- Bottom horizontal profile
- Unteres horizontalprofil

AN

€>A.244

€>A.247



xme270a



F-007


- Paio maniglie ad incollaggio in alluminio anodizzato naturale
- Pair sliding handle with self adhesive fixing in anodised aluminium
- Paar Schiebegriffe aus eloxiertem Aluminium Selbstklebend

€>A.238



F-007

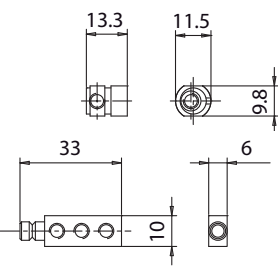
INVISIBLE



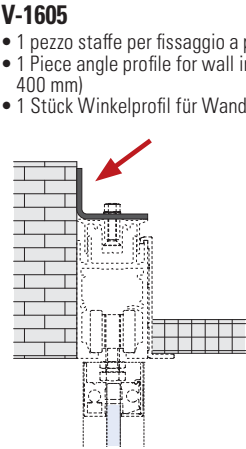
P-F25

- Ferramenta necessaria per assemblare n.1 anta intelaiata PO-290
- Fixing materials to assembly one aluminium panel PO-290
- Befestigungsmaterial für 1 set Flügelrahmen PO-290

€>A.286



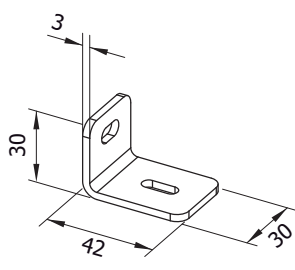
xme270



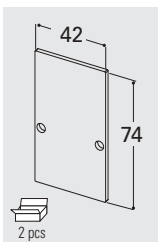
V-1605

- 1 pezzo staffe per fissaggio a parete binario V-1600 (circa 1 pezzo ogni 400 mm)
- 1 Piece angle profile for wall installation track profile V-1600 (about 1 piece every 400 mm)
- 1 Stück Winkelprofil für Wandmontage Schiene V-7000 (1 Stück je ca. 400 mm)

€>A.285



pla267b10

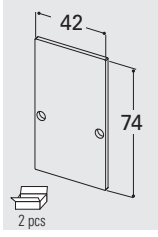


V-1608

- Paio tappi finali per binario V-1600
- Pair Endcaps for track profile V-1600
- Paar Endkappen für Laufschiene V-1600


AN

€>A.287



2 pcs

pla267b7

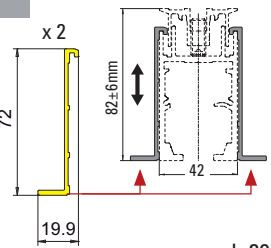


V-7006

- Profilo per montaggio binario V-1600 con appoggio per controsoffitto
- Profil for assembly rail V-1600 with suspended ceiling
- Profil für montage bei abgehängter Decke V-1600

AN

€>A.283



xla292b



PO-290

- Profili per anta intelaiata max 1200 x 3000 mm con carrelli e stopper
- Profiles for aluminium panel max 1200x3000 mm with carriages and stoppers
- Flügelrahmen aus Aluminium max 1200x3000 mm mit Laufwagen und Stopper

AN

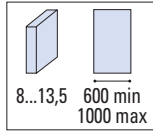
€>A.281

xme270

MINIMAL QUADRO RUOTA SOFT-CLOSE



V-6550



COMPONENTS / COMPONENTES / COMPOSANTS ▶ 96

V-6550

V-6552

(ruota quadra-square cover)

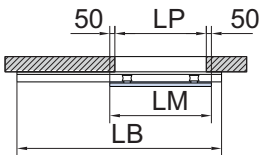
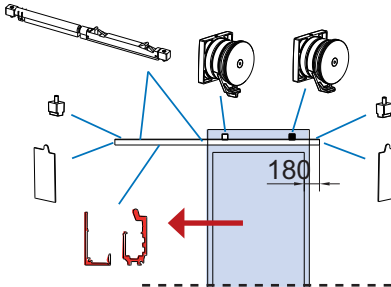

V-6552-T

(ruota tonda-round cover)


V-012-EVO
V-6550 SET 1
(Ruota quadra - Square cover)

€▶A.351

- Set per 1 anta scorrevole, fissaggio a parete
- Sliding door set, wall installation
- Schiebetürset für 1 flg, Wandmontage



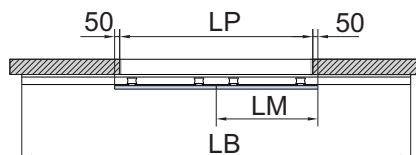
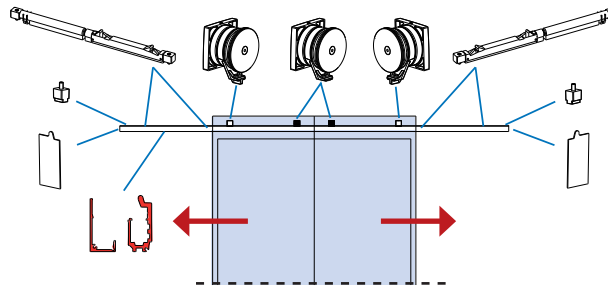
$$LB = LP \times 2 + (50 \times 2) + 300$$

$$LM = LP + 100$$

V-6550 SET 2
(Ruota quadra - Square cover)

€▶A.352

- Set per 2 ante scorrevoli, fissaggio a parete
- Sliding doors set, wall installation
- Schiebetürset für 2 flg, Wandmontage



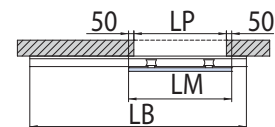
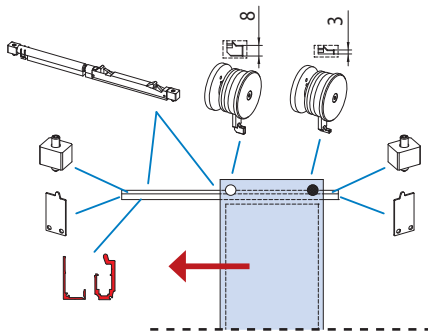
$$LB = LP \times 2 + (50 \times 2) + 250$$

$$LM = (LP + 100) / 2$$

V-6550-T SET 1
(Ruota tonda - Round cover)

€▶A.353

- Set per 1 anta scorrevole, fissaggio a parete
- Sliding door set, wall installation
- Schiebetürset für 1 flg, Wandmontage



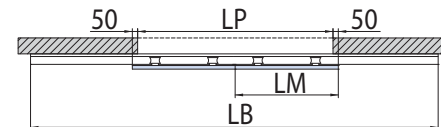
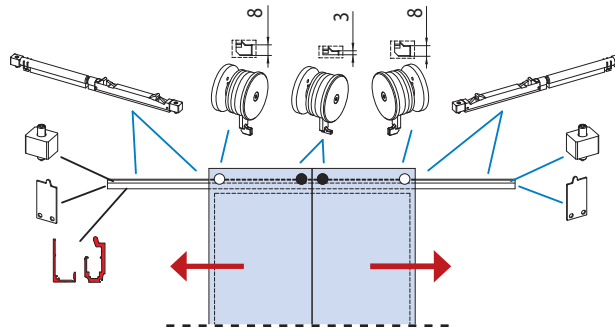
$$LB = LP \times 2 + (50 \times 2) + 300$$

$$LM = LP + 100$$

V-6550-T SET 2
(Ruota tonda - Round cover)

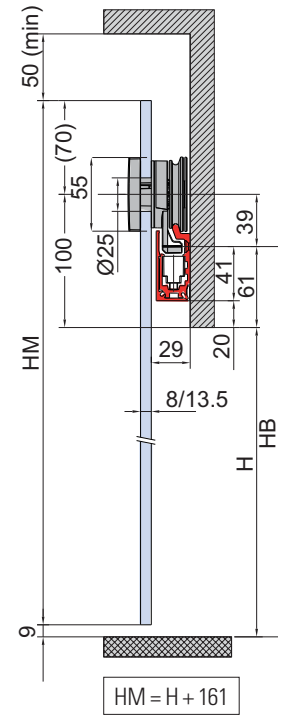
€▶A.354

- Set per 2 ante scorrevoli, fissaggio a parete
- Sliding doors set, wall installation
- Schiebetürset für 2 flg, Wandmontage

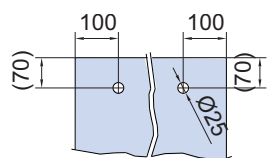


$$LB = LP \times 2 + (50 \times 2) + 250$$

$$LM = (LP + 100) / 2$$



TECHNICAL

 LAVORAZIONE VETRO
 GLASS PREPARATION
 GLASBEARBEITUNG


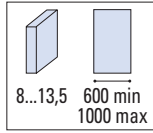
xme547a

Cod.	Fin. / Fin. Oberf.	V-6550 SET 1 FIX	V-6550-T SET 1 FIX	V-6550 SET 1-MIS	V-6550-T SET 1-MIS	V-6550 SET 2 FIX	V-6550-T SET 2 FIX	V-6550 SET 2-MIS	V-6550-T SET 2-MIS
V-6550 L=2000 L=3000 L=4000 L=6000	AN / IXE / CR	1	1	-	-	1	1	-	-
V-6550-MIS L=1500 → 6000	AN / IXE / CR	-	-	1	1	-	-	1	1
V-6552 Ruota quadra / Square wheel / Eckiges Rad	AN / IXE / CR	1	-	1	-	2	-	2	-
V-6552-T Ruota tonda / Round wheel / Rundes Rad	AN / IXE / CR	-	1	-	1	-	2	-	2
V-012-EVO	AN / NS / CR	1	1	1	1	2	2	2	2

MINIMAL TONDO RUOTA SOFT-CLOSE



V-6750



TECHNICAL

COMPONENTS / COMPONENTES / COMPOSANTS ▶ 96



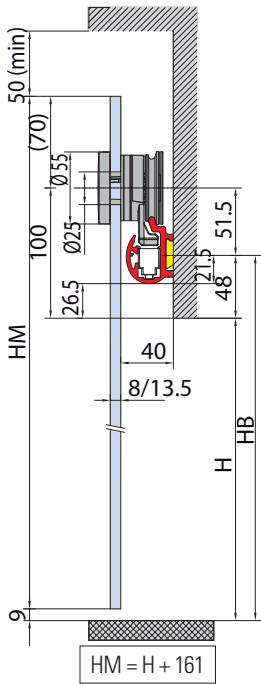
V-6750



V-6752



V-012-EVO

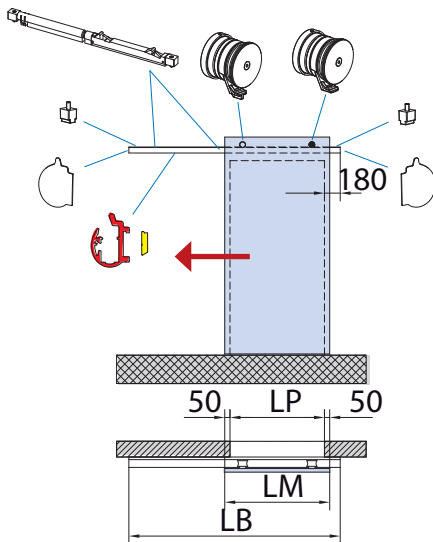


TECHNICAL

V-6750 SET 1

€▶A.364

- Set per 1 anta scorrevole, fissaggio a parete
- Sliding door set, wall installation
- Schiebetürset für 1 flg, Wandmontage



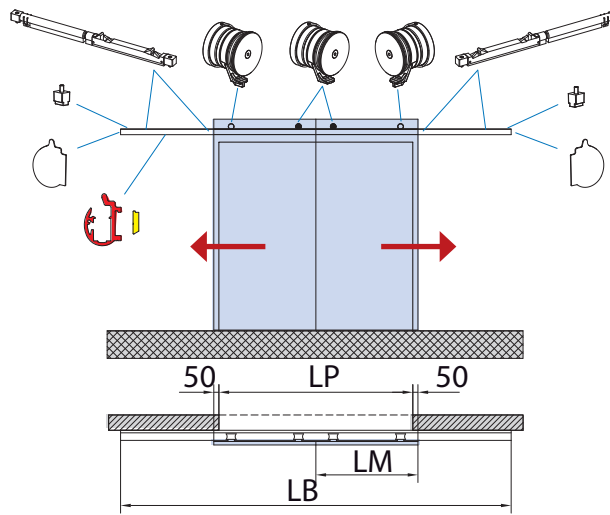
$$LB = LP \times 2 + (50 \times 2) + 300$$

$$LM = LP + 100$$

V-6750 SET 2

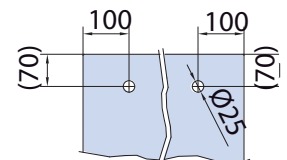
€▶A.365

- Set per 2 ante scorrevoli, fissaggio a parete
- Sliding doors set, wall installation
- Schiebetürset für 2 flg, Wandmontage



$$LB = LP \times 2 + (50 \times 2) + 250$$

$$LM = (LP + 100) / 2$$

 LAVORAZIONE VETRO
 GLASS PREPARATION
 GLASBEARBEITUNG


xme547c

Cod.	Fin. / Fin. / Oberf.	V-6750 SET 1 FIX	V-6750 SET 1-MIS	V-6750 SET 2 FIX	V-6750 SET 2-MIS
V-6750 L=2000 L=3000 L=4000 L=6000	AN / IXE / CR	1	-	1	-
V-6750-MIS L=1500 → 6000	AN / IXE / CR	-	1	-	1
V-6752	AN / IXE / CR	1	1	2	2
V-012-EVO	AN / NS / CR	1	1	2	2



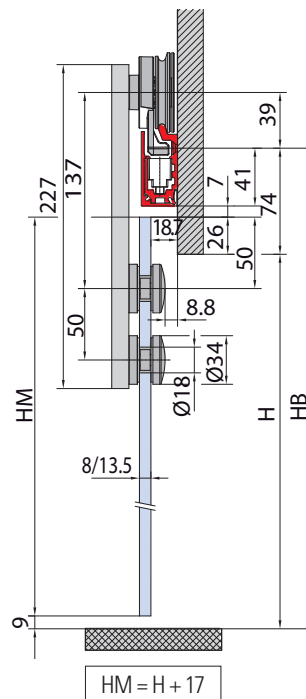
MINIMAL QUADRO CON ASTA SOFT-CLOSE

V-6520

70 Kg **70 Kg**

soft-close

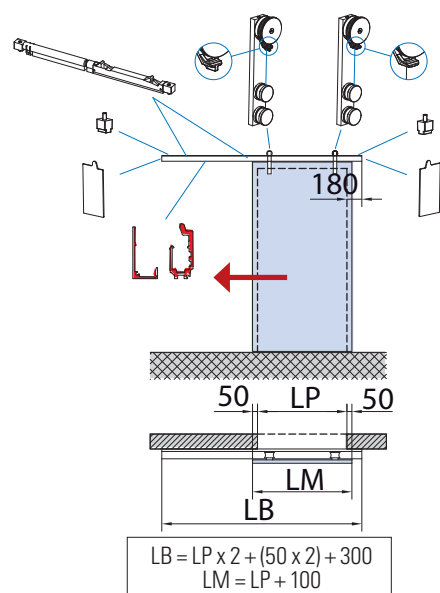
8...13,5 600 min
1000 max



V-6520 SET 1

€▶A.359

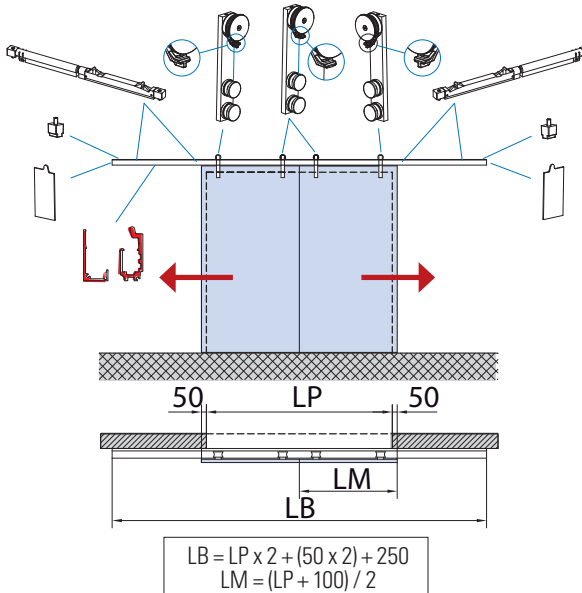
- Set per 1 ante scorrevole, fissaggio a parete
- Sliding door set, wall installation
- Schiebetürset für 1 flg, Wandmontage



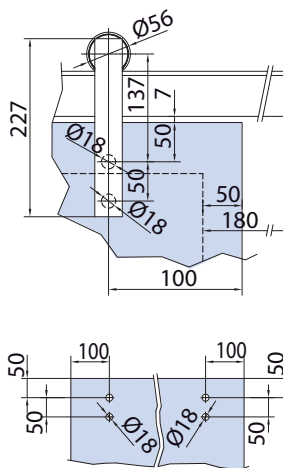
V-6520 SET 2

€▶A.360

- Set per 2 ante scorrevoli, fissaggio a parete
- Sliding doors set, wall installation
- Schiebetürset für 2 flg, Wandmontage



LAVORAZIONE VETRO GLASS PREPARATION GLASBEARBEITUNG



xme547e

COMPONENTI / COMPONENTS / EINZELTEILE ▶ 96



Cod.	Fin. Fin. Oberf.	V-6520 SET 1 FIX	V-6520 SET 1-MIS	V-6520 SET 2 FIX	V-6520 SET 2-MIS
V-6550 L=2000 L=3000 L=4000 L=6000	AN / IXE / CR	1	-	1	-
V-6550-MIS L=1500 → 6000	AN / IXE / CR	-	1	-	1
V-6522	AN / IXE / CR	1	1	2	2
V-012-EVO	AN / NS / CR	1	1	2	2

MINIMAL TONDO CON ASTA SOFT-CLOSE

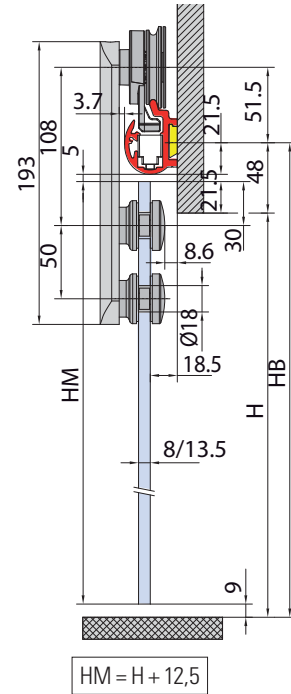

V-6720

70 Kg

soft-close
70 Kg

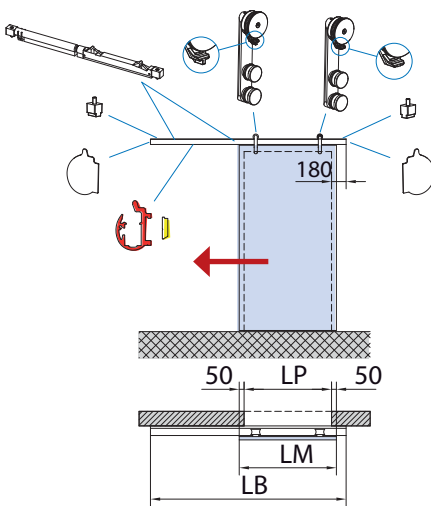
8...13,5

600 min
1000 max


V-6720 SET 1

€▶A.369

- Set per 1 anta scorrevole, fissaggio a parete
- Sliding door set, wall installation
- Schiebetürset für 1 flg, Wandmontage



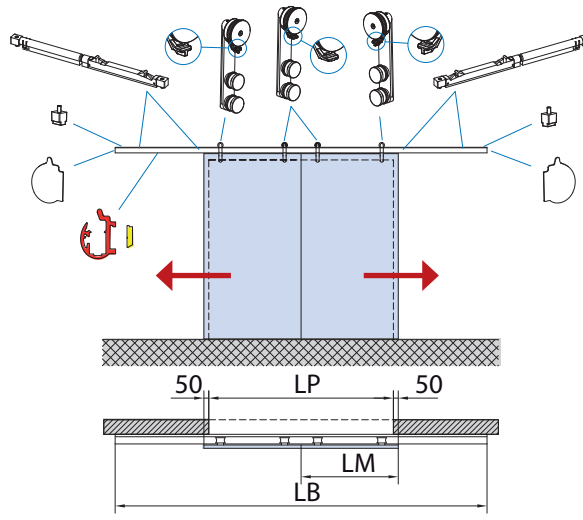
$$LB = LP \times 2 + (50 \times 2) + 300$$

$$LM = LP + 100$$

V-6720 SET 2

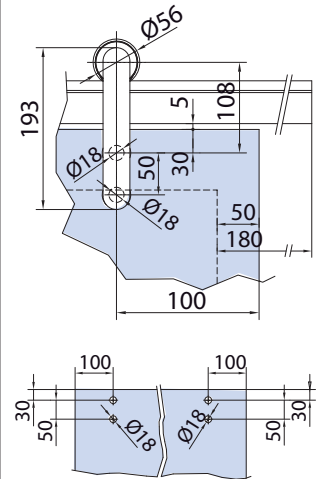
€▶A.370

- Set per 2 ante scorrevoli, fissaggio a parete
- Sliding doors set, wall installation
- Schiebetürset für 2 flg, Wandmontage



$$LB = LP \times 2 + (50 \times 2) + 250$$

$$LM = (LP + 100) / 2$$

**LAVORAZIONE VETRO
GLASS PREPARATION
GLASBEARBEITUNG**


xme547g




TECHNICAL

COMPONENTI / COMPONENTS / EINZELTEILE ▶ 96


Cod.	Fin. / Fin. / Oberf.	V-6720 SET 1 FIX	V-6720 SET 1-MIS	V-6720 SET 2 FIX	V-6720 SET 2-MIS
V-6750 L=2000 L=3000 L=4000 L=6000	AN / IXE / CR	1	-	1	-
V-6750-MIS L=1500 → 6000	AN / IXE / CR	-	1	-	1
V-6722	AN / IXE / CR	1	1	2	2
V-012-EVO	AN / NS / CR	1	1	2	2

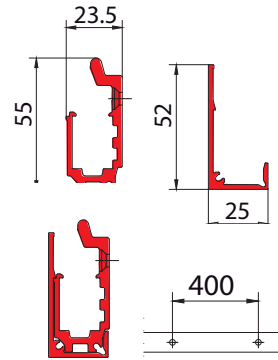
V-6650 / V-6750 / V-6520 / V-6720 MINIMAL SOFT-CLOSE

COMPONENTI / COMPONENTS / EINZELTEILE




V-6550

- Binario Minimal Quadro
 - Track profile Minimal Quadro
 - Laufschiene Minimal Quadro
- AN - IXE - CR



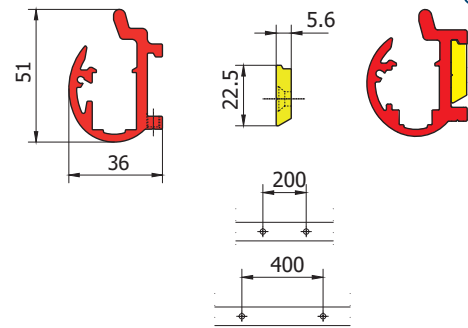
€▶A.355

xme547b



V-6750

- Binario Minimal Tondo
 - Track profile Minimal Tondo
 - Laufschiene Minimal Tondo
- AN - IXE - CR



€▶A.366

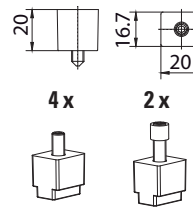
xme547d



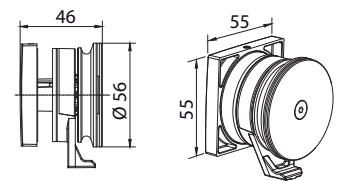
70 Kg

V-6552

- Set carrelli, stopper Soft-close e tappi per 1 anta scorrevole (per V-6550)
- Set trolley hangers, Soft-close stoppers and endcaps for 1 panel (for V-6550)
- Set Laufrollen, Soft-close Stopper und Endkappen für 1 Flügel (für V-6550)

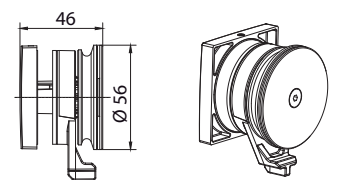


Anti-jump

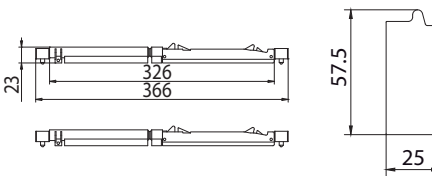


€▶A.356

Activator Soft-close



8...13,5



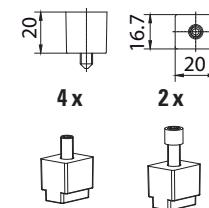
xme547b



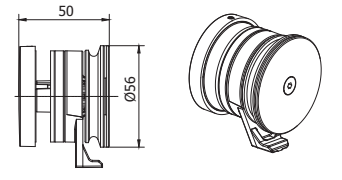
70 Kg

V-6552-T

- Set carrelli, stopper Soft-close e tappi per 1 anta scorrevole (per V-6550-T)
- Set trolley hangers, Soft-close stoppers and endcaps for 1 panel (for V-6550-T)
- Set Laufrollen, Soft-close Stopper und Endkappen für 1 Flügel (für V-6550-T)

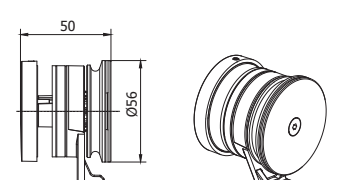


Anti-jump

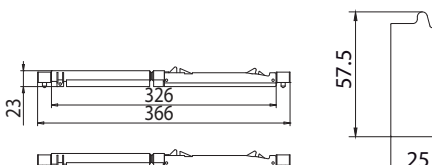


€▶A.357

Activator Soft-close



8...13,5



xme547b

V-6650 / V-6750 / V-6520 / V-6720 MINIMAL SOFT-CLOSE

COMPONENTI / COMPONENTS / EINZELTEILE

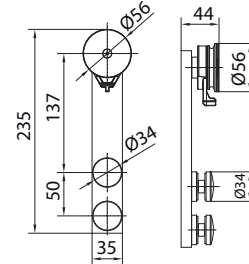
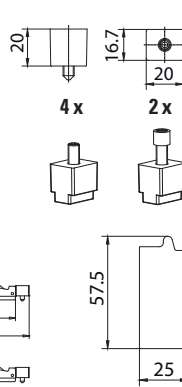


70 Kg

8...13,5

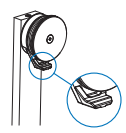
V-6522

- Set carrelli, stopper Soft-close e tappi per 1 anta scorrevole (per V-6520)
- Set trolley hangers, Soft-close stoppers and endcaps for 1 panel (for V-6520)
- Set Laufrollen, Soft-close Stopper und Endkappen für 1 Flügel (für V-6520)

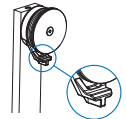


€▶ A.362

Anti-jump



Activator Soft-close



xme547f

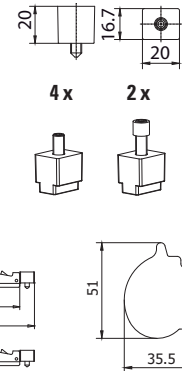


70 Kg

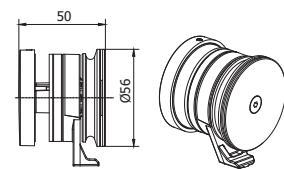
8...13,5

V-6752

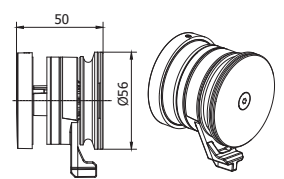
- Set carrelli, stopper Soft-close e tappi per 1 anta scorrevole (per V-6750)
- Set trolley hangers, Soft-close stoppers and endcaps for 1 panel (for V-6750)
- Set Laufrollen, Soft-close Stopper und Endkappen für 1 Flügel (für V-6750)



Anti-jump



Activator Soft-close



€▶ A.367

xme547d

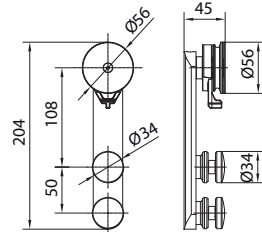
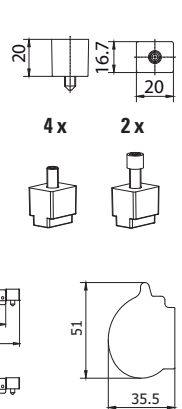


70 Kg

8...13,5

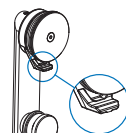
V-6722

- Set carrelli, stopper Soft-close e tappi per 1 anta scorrevole (per V-6720)
- Set trolley hangers, Soft-close stoppers and endcaps for 1 panel (for V-6720)
- Set Laufrollen, Soft-close Stopper und Endkappen für 1 Flügel (für V-6720)

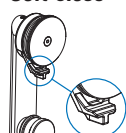


€▶ A.372

Anti-jump



Activator Soft-close



xme547i



V-6006

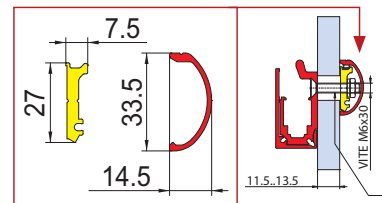
- Profilo e veletta per fissaggio binario a vetro (non preforato)
- Profile and cover profile for glass installation (not predrilled)
- Profil und Abdeckung für Glasmontage (nicht vorgebohrt)

V-6007

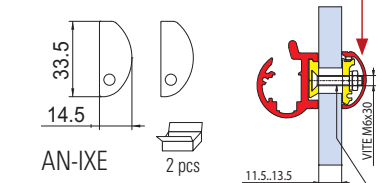
- Paio di tappi laterali per profili fissaggio a vetro V-6006
- Pair endcaps for V-6006 profiles glass installation
- Paar Endkappen für Profile V-6006 Glasmontage

Cod.	Fin./Fin./Oberf.
V-6006-2000 mm	AN / CR / IXE
V-6006-3000 mm	AN / CR / IXE
V-6006-4000 mm	AN / CR / IXE
V-6006-6000 mm	AN / CR / IXE
V-6006-MIS*	AN / CR / IXE

* disponibilità taglio a misura mm 1500→6000
 * cut to size mm 1500→6000
 * nach Mass geschnitten mm 1500→6000



- Accorciare vite sul cantiere
- Short screw during installation
- Schrauben baueits kürzen



AN-IXE

2 pcs

11.5.13.5

xme547i/xme547l/xme547m/xme547n

TECHNICAL

MOOVI SOFT-CLOSE



TECHNICAL



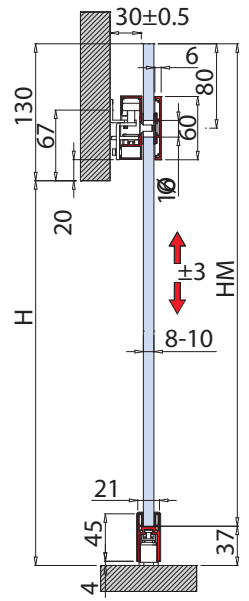
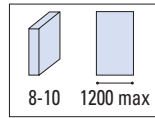
TECHNICAL



MOOVI SOFT-CLOSE



V-8200

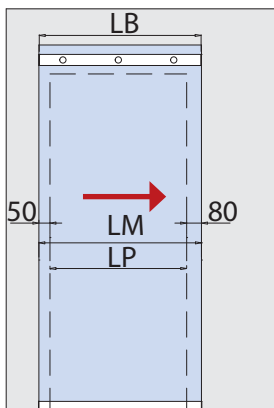


$$HM = H + (130 - 37)$$

V-8200 SET 1

€▶A.321

- Set per 1 anta scorrevole, fissaggio a parete
- Sliding door set, wall installation
- Schiebetürset 1-flügelig, Wandmontage



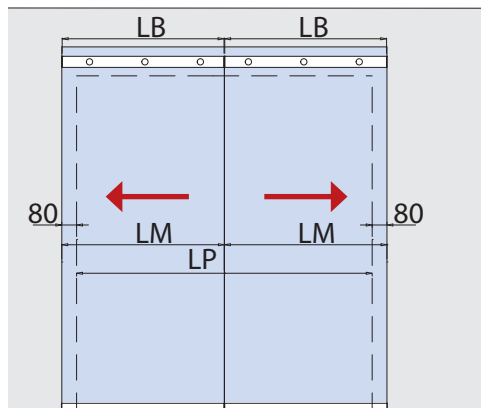
$$LM = LP + (80 + 50)$$

$$LB = LM - 4$$

V-8200 SET 2

€▶A.322

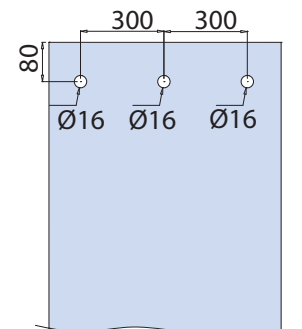
- Set per 2 ante scorrevoli, fissaggio a parete
- Sliding doors set, wall installation
- Schiebetürset 2-flügelig, Wandmontage



$$LM = LP + (80 + 80) / 2$$

$$LB = LM - 4$$

LAVORAZIONE VETRO GLASS PREPARATION GLASBEARBEITUNG



xme525B

COMPONENTI / COMPONENTS / EINZELTEILE ▶ 102



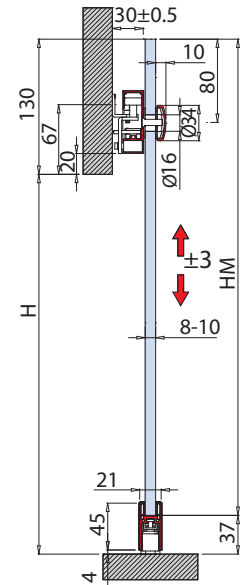
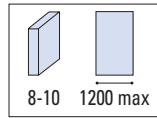
Cod.	Fin. / Fin. / Oberf.	V-8200 SET 1 FIX	V-8200 SET 2 FIX
V-8200 L=1192 mm	AN	1	2
V-8203 L=1200 mm	AN / IXE	1	2
V-8202 L=1196 mm	AN / IXE	1	2
V-8201	AN / NS	1	2
V-8204	AN / IXE	1	2



MOOVI SOFT-CLOSE



V-8250

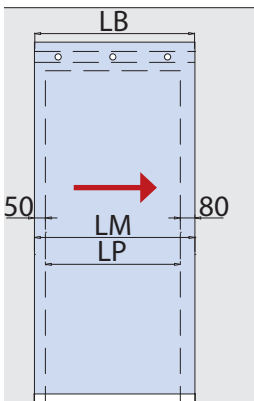


$$HM = H + (130 - 37)$$

V-8250 SET 1

€▶A.323

- Set per 1 anta scorrevole, fissaggio a parete
- Sliding door set, wall installation
- Schiebetürset 1-flügelig, Wandmontage



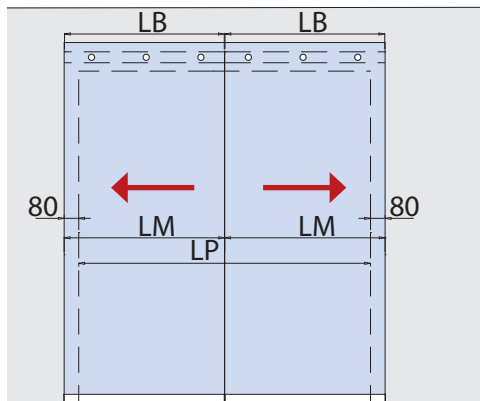
$$LM = LP + (80 + 50)$$

$$LB = LM - 4$$

V-8250 SET 2

€▶A.324

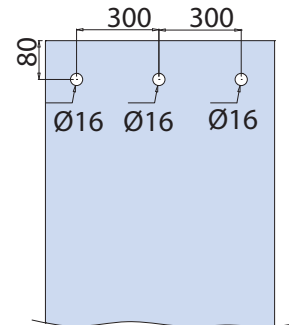
- Set per 2 ante scorrevoli, fissaggio a parete
- Sliding doors set, wall installation
- Schiebetürset 2-flügelig, Wandmontage



$$LM = LP + (80 + 80) / 2$$

$$LB = LM - 4$$

LAVORAZIONE VETRO GLASS PREPARATION GLASBEARBEITUNG



TECHNICAL

xme525A

COMPONENTI / COMPONENTS / EINZELTEILE ▶ 102



V-8200



V-8203



V-8251



V-8204

Cod.	Fin. / Fin. / Oberf.	V-8250 SET 1 FIX	V-8250 SET 2 FIX
V-8200 L=1192 mm	AN	1	2
V-8203 L=1200 mm	AN / IXE	1	2
V-8251	AN / NS	1	2
V-8204	AN / IXE	1	2

V-8200 / V-8250 MOOVI SOFT-CLOSE

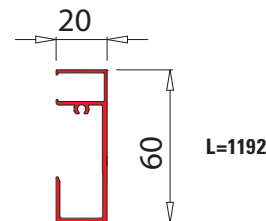

COMPONENTI / COMPONENTS / EINZELTEILE




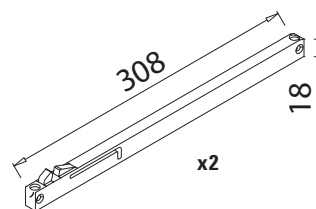
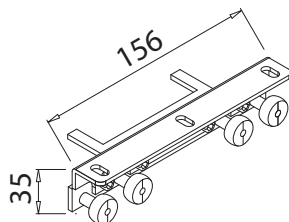
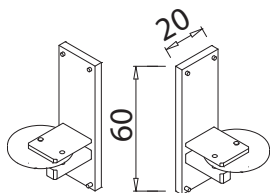
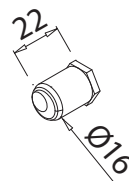
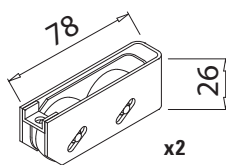
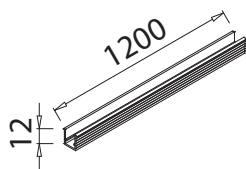
€▶A.325

V-8200

- Set accessori per 1 anta scorrevole per sistema V-8200 e V-8250
 - Accessories set for 1 sliding panel for systems V-8200 and V-8250
 - Zubehör für 1 Schiebetür für V-8200 und V-8250
- AN - IXE



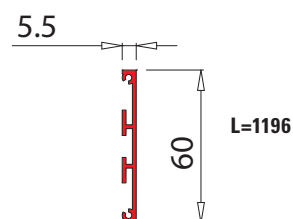
TECHNICAL




V-8202

- Veletta per binario
 - Cover profile for track profile
 - Profilabdeckung für Laufschiene
- AN - IXE


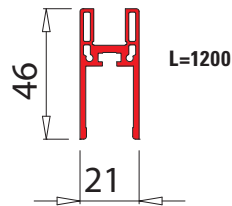
€▶A.327




V-8203

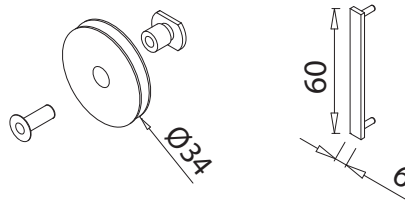
€▶A.326

- Profilo inferiore compreso di guarnizione
 - Bottom profile with gasket
 - Unteres Profil mit Dichtung
- AN - IXE


V-8201

€▶A.328

- Set 3 pz punti di fissaggio per 1 anta e tappi laterali per veletta V-8202
 - Set 3 pcs fixing points for 1 panel and endcaps for cover profile V-8202
 - Set 3 Stk Punkthalterungen für 1 Flügel und Endkappen für Abdeckung V-8202
- AN - NS

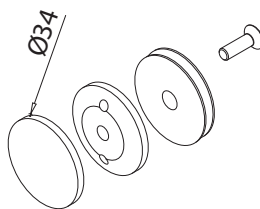


TECHNICAL


V-8251

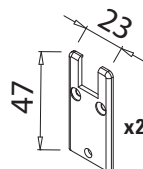
€▶A.330

- Set 3 pz punti di fissaggio per 1 anta per sistema V-8250
 - Set 3 pcs fixing points for 1 panel for system V-8250
 - Set 3 Stk Punkthalterungen für 1 Flügel für System V-8250
- AN - NS


V-8204

€▶A.329

- Paio tappi per profilo inferiore V-8203
- Pair endcaps for bottom profile V-8203
- Paar Endkappen für unteres Profil V-8203



2 pcs

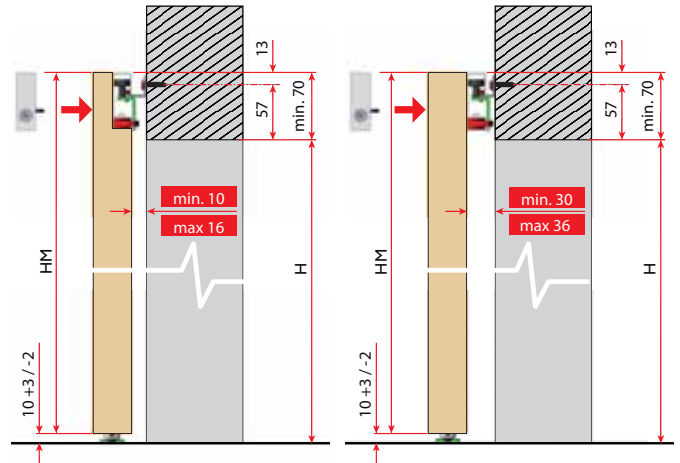
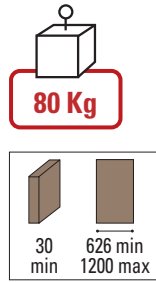


MOOVI SOFT-CLOSE



**PER PORTA IN LEGNO
FOR WOODEN DOORS
FÜR HOLZTÜREN**

V-8240



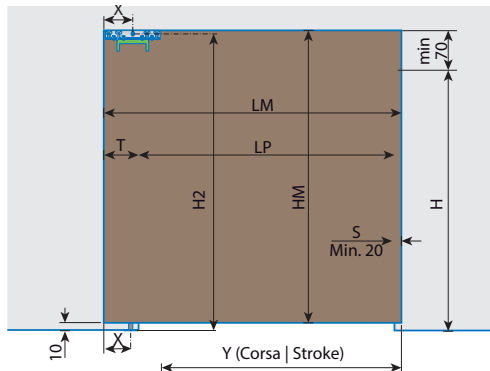
HM = H + min 60
Con binario incassato
With embedded rail
Mit versenkter Schiene

HM = H + min 60
Con binario esterno
With external rail
Mit aufliegender Schiene



TECHNICAL

- HM** = H + Min. 60 mm
- Y** = LM - Min. 170 mm
- Z** = 0 ÷ 150 mm (min ÷ max)
- S** = Min. 20 mm
- LM** = LP + 170 mm + S - Z / (LM min = 626 mm)
- T** = LM - LP - S
- K** = LP - Z
- X** = 85 mm
- Q** = LM - Z
- H2** = 10 + HM - 13 mm



V-8240 SET 1

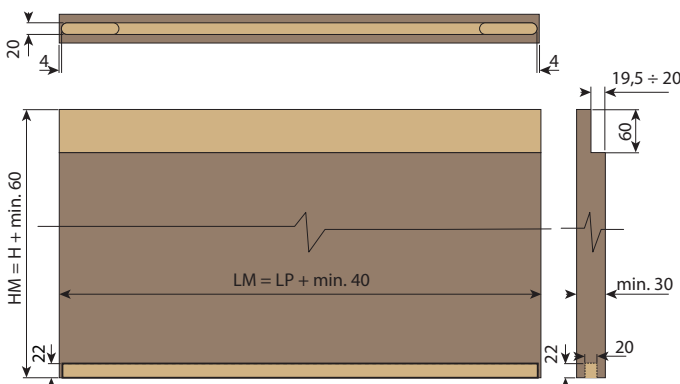
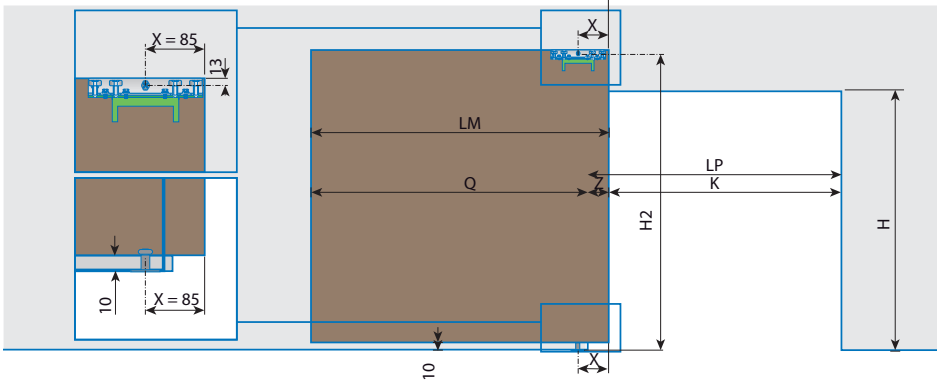
€ A.331

- Set per 1 anta scorrevole, fissaggio a parete
- Sliding door set, wall installation
- Schiebetürset für 1 flg, Wandmontage

V-8240 SET 2

€ A.332

- Set per 2 ante scorrevole, fissaggio a parete
- Sliding doors set, wall installation
- Schiebetürset für 2 flg, Wandmontage



LAVORAZIONE PORTA
DOOR PREPARATION
TÜRBEARBEITUNG



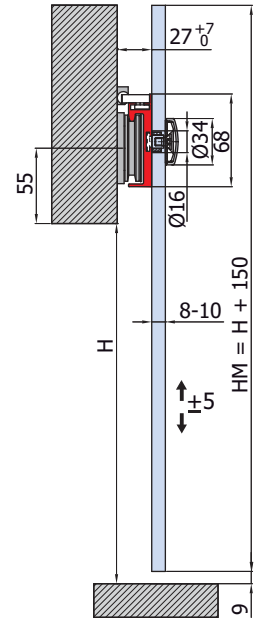
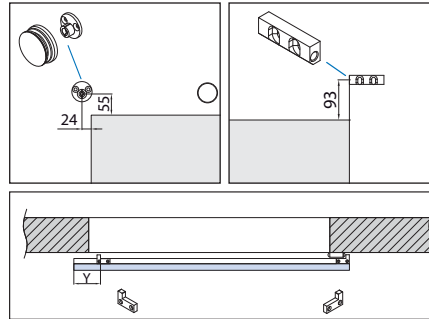
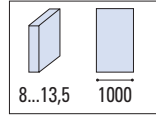
TECHNICAL

MOOVI
V-8200
► 100



INDEPENDENT

V-8000



V-8000 SET 1

€▶A.333

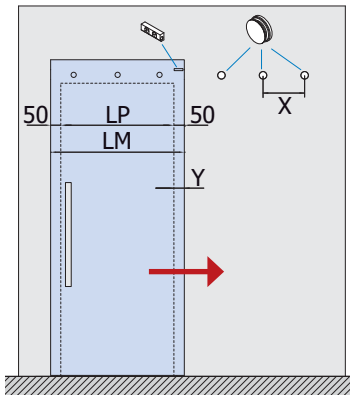
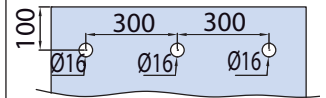
- Set per 1 ante scorrevole, fissaggio a parete
- Sliding door set, wall installation
- Schiebetürset 1-flügelig, Wandmontage

V-8000 SET 2

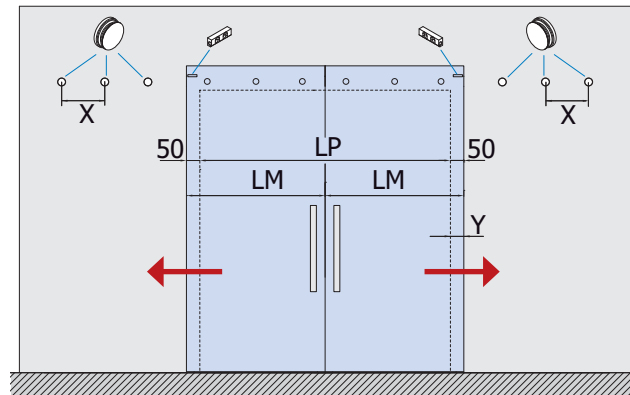
€▶A.334

- Set per 2 ante scorrevoli, fissaggio a parete
- Sliding doors set, wall installation
- Schiebetürset 2-flügelig, Wandmontage

LAVORAZIONE VETRO
GLASS PREPARATION
GLASBEARBEITUNG



$$LM = LP + 100$$



$$LM = (LP + 100) / 2$$

xme249a

COMPONENTI / COMPONENTS / EINZELTEILE ▶ 110

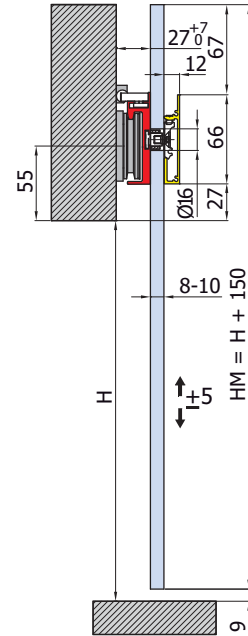
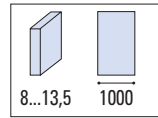


Cod.	Fin. / Fin. / Oberf.	V-8000 SET 1	V-8000 SET 2
V-8000 L=1000 L=1400	IXE	1	2
V-8001	NS / CR	1	2
V-8002	NS / CR	1	2
V-012	NS / CR	1	2
V-8005 L= >1100		1 extra x 140 mm	1 extra x 140 mm



INDEPENDENT

V-8100



V-8100 SET 1

€▶A.335

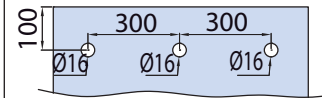
- Set per 1 anta scorrevole, fissaggio a parete
- Sliding door set, wall installation
- Schiebetürset 1-flügelig, Wandmontage

V-8100 SET 2

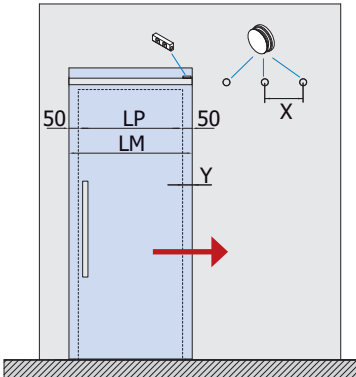
€▶A.336

- Set per 2 ante scorrevoli, fissaggio a parete
- Sliding doors set, wall installation
- Schiebetürset 2-flügelig, Wandmontage

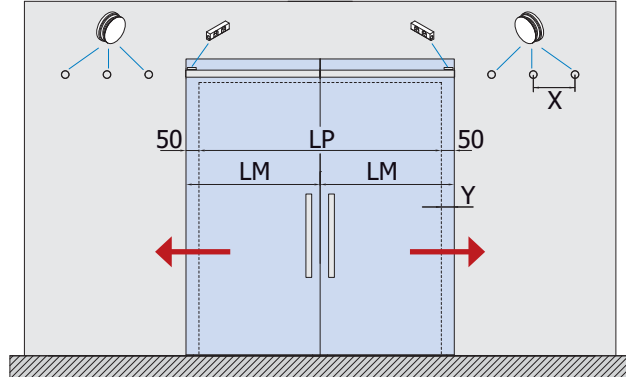
LAVORAZIONE VETRO
GLASS PREPARATION
GLASBEARBEITUNG



TECHNICAL



$$LM = LP + 100$$



$$LM = (LP + 100) / 2$$

xme249b

COMPONENTI / COMPONENTS / EINZELTEILE ▶ 110



V-8000



V-8100



V-8101



V-8002



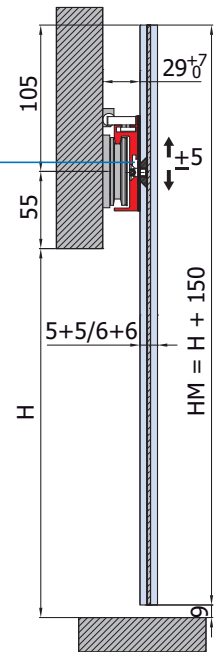
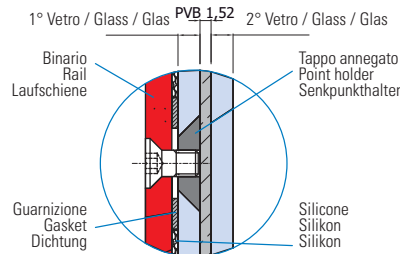
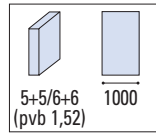
V-012

Cod.	Fin. / Fin. / Oberf.	V-8100 SET 1	V-8100 SET 2
V-8000 L=1000 L=1400	IXE	1	2
V-8100 L=1000 L=1400	IXE / CR	1	2
V-8101	IXE / CR	1	2
V-8002	NS / CR	1	2
V-012	NS / CR	1	2
V-8005 L= >1100		1 extra x 140 mm	1 extra x 140 mm



INDEPENDENT

V-8050



V-8050 SET 1

€▶A.337

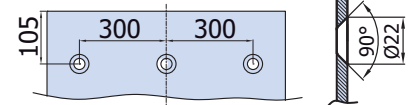
- Set per 1 anta scorrevole, fissaggio a parete
- Sliding door set, wall installation
- Schiebetürset 1-flügelig, Wandmontage

V-8050 SET 2

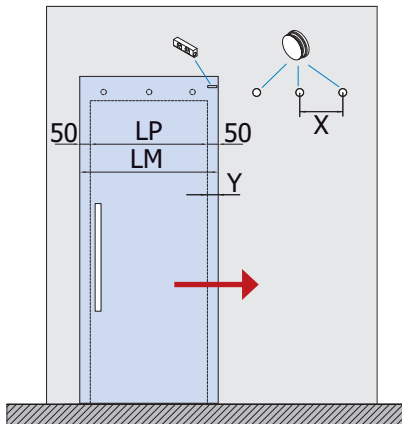
€▶A.338

- Set per 2 ante scorrevoli, fissaggio a parete
- Sliding doors set, wall installation
- Schiebetürset 2-flügelig, Wandmontage

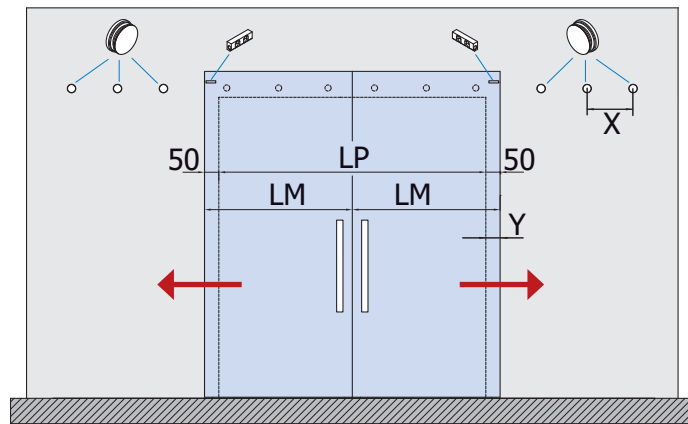
LAVORAZIONE VETRO GLASS PREPARATION GLASBEARBEITUNG



TECHNICAL



$$LM = LP + 100$$



$$LM = (LP + 100) / 2$$

xme249-E

COMPONENTI / COMPONENTS / EINZELTEILE ▶ 110

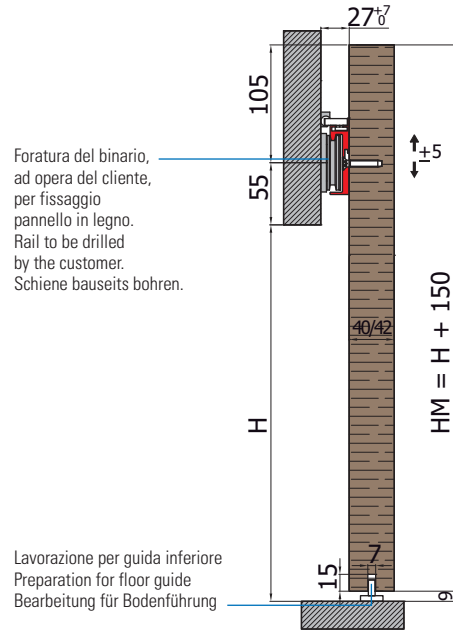
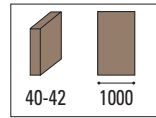


Cod.	Fin. / Fin. / Oberf.	V-8050 SET 1	V-8050 SET 2
V-8000 L=1000 L=1400	IXE	1	2
V-8002	NS / CR	1	2
V-8051	-	1	2
V-012	NS / CR	1	2
V-8005 L= >1100		1 extra x 140 mm	1 extra x 140 mm



INDEPENDENT PER PORTA IN LEGNO FOR WOODEN DOORS FÜR HOLZTÜREN

V-8040



V-8040 SET 1

€▶A.339

- Set per 1 anta scorrevole, fissaggio a parete
- Sliding door set, wall installation
- Schiebetürset 1-flügelig, Wandmontage

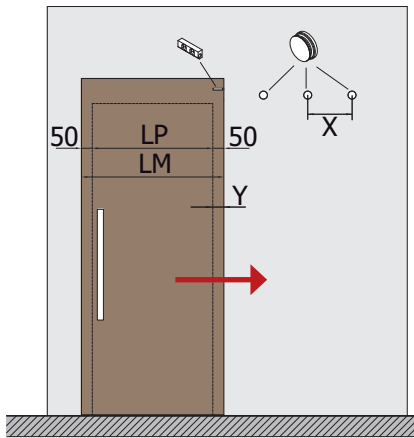
V-8040 SET 2

€▶A.340

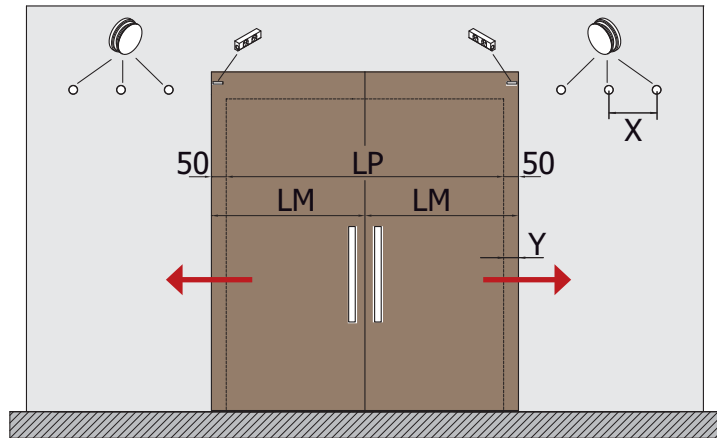
- Set per 2 ante scorrevoli, fissaggio a parete
- Sliding doors set, wall installation
- Schiebetürset 2-flügelig, Wandmontage



TECHNICAL



$$LM = LP + 100$$



$$LM = (LP + 100) / 2$$

xme249d

COMPONENTI / COMPONENTS / EINZELTEILE ▶ 110



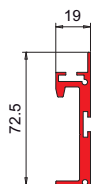
Cod.	Fin. / Fin. / Oberf.	V-8040 SET 1	V-8040 SET 2
V-8000 L=1000 L=1400	IXE	1	2
V-8002	NS / CR	1	2
PF-08	-	1	2
V-8005 L= >1100		1 extra x 140 mm	1 extra x 140 mm

V-8000 / V-8100 / V-8050 / V-8040 INDEPENDENT COMPONENTS / COMPONENTS / EINZELTEILE



V-8000 €▶A.341

- Binario Independent
- Independent track profile
- Laufschiene Independent



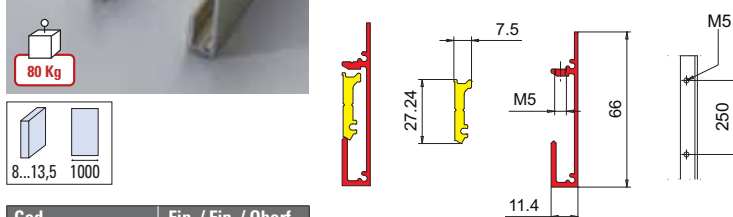
Cod.	Fin. / Fin. / Oberf.
V-8000-1000 mm	IXE
V-8000-1400 mm	IXE

xfb-064



V-8100 €▶A.342

- Veletta per binario Independent
- Cover profile for Independent track profile
- Profilabdeckung für Laufschiene Independent



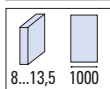
Cod.	Fin. / Fin. / Oberf.
V-8100-1000 mm	IXE / CR
V-8100-1400 mm	IXE / CR

xfb-064



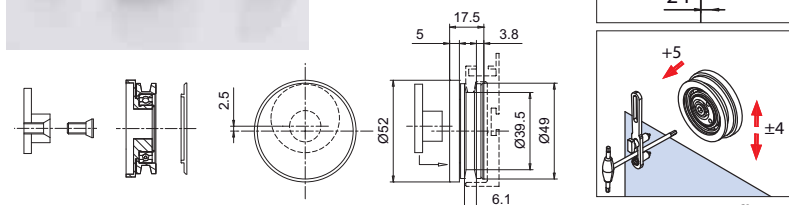
V-8005 €▶A.343

- Set 7 pz ruote di scorrimento e stopper per 1 anta
- Set 7 pcs rollers and stopper for 1 panel
- Set 7 Stk Laufrollen und Stopper für 1 Flügel



V-8005 €▶A.345

- Ruota di scorrimento
- Roller
- Laufrolle
- IX - CR

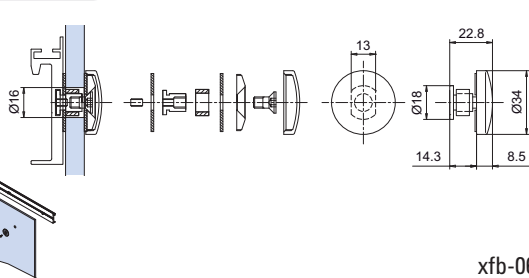
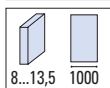


xfb-064



V-8001 €▶A.344

- Set 3 pz punti di fissaggio per 1 anta per sistema V-8000
- Set 3 pcs fixing points for 1 panel for system V-8000
- Set 3 Stk Punkthalterungen für 1 Flügel für System V-8000

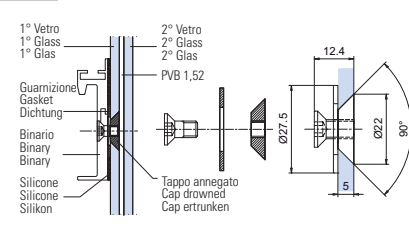
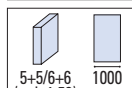


xfb-064



V-8051 €▶A.346

- Set 3 pz punti di fissaggio per 1 anta per sistema V-8050
- Set 3 pcs fixing points for 1 panel for system V-8050
- Set 3 Stk Punkthalterungen für 1 Flügel für System V-8050

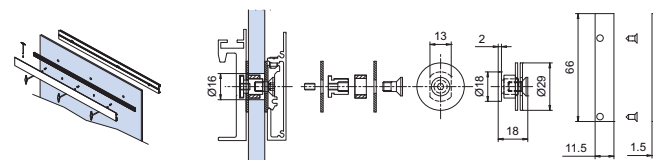


xfb-064



V-8101 €▶A.345

- Set 3 pz punti di fissaggio per 1 anta e tappi laterali per veletta V-8100
- Set 3 pcs fixing points for 1 panel and endcaps for cover profile V-8100
- Set 3 Stk Punkthalterungen für 1 Flügel und Endkappen für Abdeckung V-8100

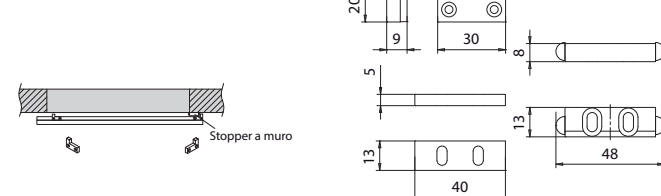


xfb-064




V-8006 €▶A.349

- Stopper per 1 anta
- Stopper for 1 panel
- Stopper für 1 Flügel



xfb-064

TECHNICAL



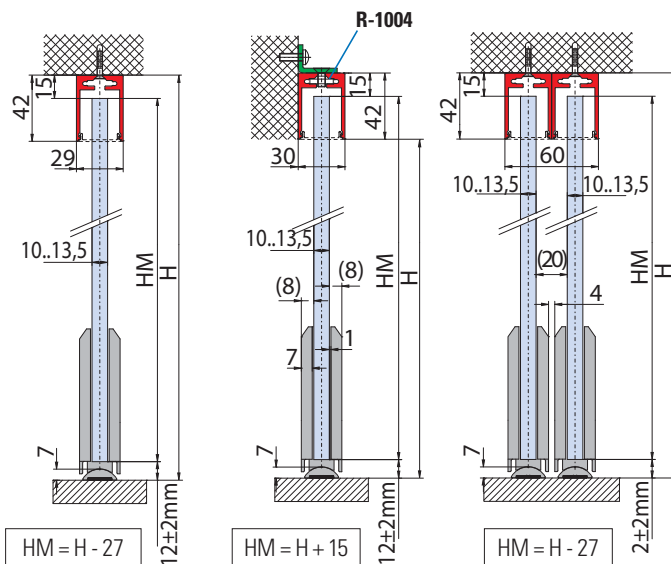
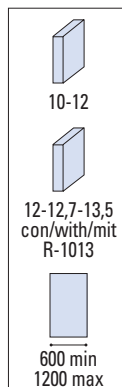
TECHNICAL

INDEPENDENT
V-8050
▶ **108**



ROLLING CENTER

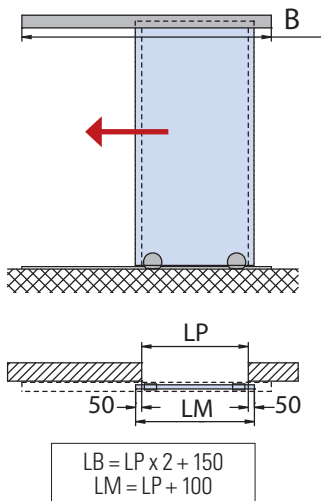
R-1000



R-1000 SET 1



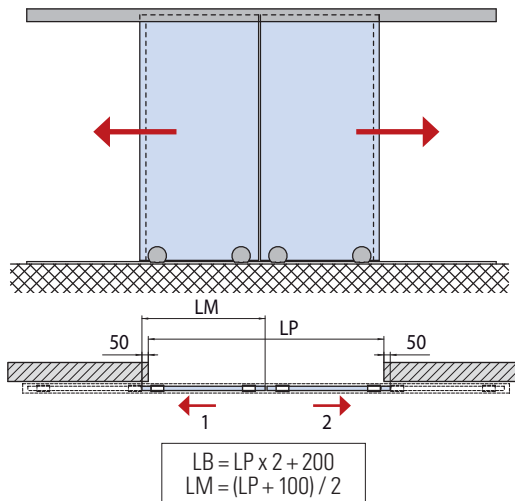
- Set per 1 anta scorrevole, fissaggio a parete/soffitto
- Sliding door set, wall/ceiling installation
- Schiebetürset 1-flügelig, Wand-Deckenmontage



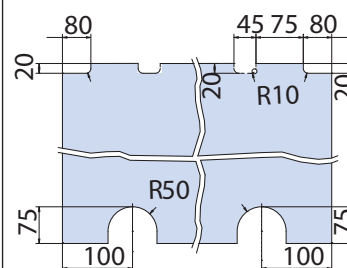
R-1000 SET 2



- Set per 2 ante scorrevole, fissaggio a parete/soffitto
- Sliding doors set, wall/ceiling installation
- Schiebetürset 2-flügelig, Wand-Deckenmontage




LAVORAZIONE VETRO GLASS PREPARATION GLASBEARBEITUNG



xla260

COMPONENTI / COMPONENTS / EINZELTEILE ▶ 115

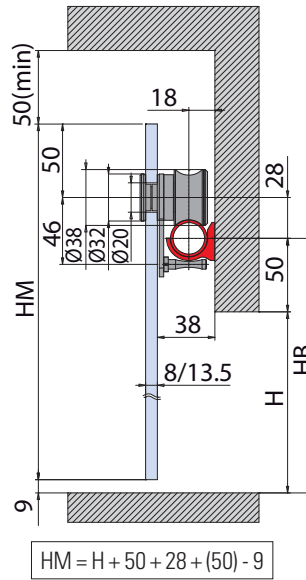
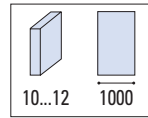


Cod.	Fin. / Fin. / Oberf.	R-1000 SET 1 FIX	R-1000 SET 1-MIS	R-1000 SET 2 FIX	R-1000 SET 2-MIS
R-1000 L=2000 L=3000 L=4000 L=6000	IXE	1	-	1	-
R-1000-MIS L=1500→6000	IXE	-	1	-	1
R-1012 L=2000 L=3000 L=4000 L=6000	IXE	1	-	1	1
R-1012-MIS L=1500→6000	IXE	-	1	-	1
R-1005	IXE	2	2	4	4
R-1004 Staffa / Bracket / Winkelverbinder (OPTIONAL)	-	(1 x 500 mm)	(1 x 500 mm)	(1 x 500 mm)	(1 x 500 mm)
R-1002 Tappi / Endcaps / Endkappe	-	1	1	1	1
R-1006	-	1	1	2	2
R-1007	-	1 x 250 mm	1 x 250 mm	1 x 250 mm	1 x 250 mm

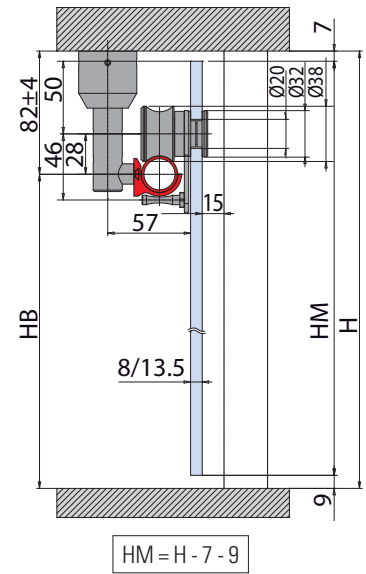


ROLLIE

VL-6100



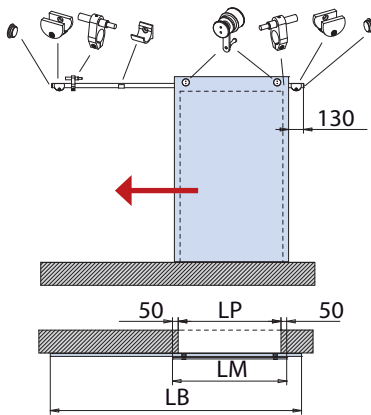
Con supporto pla171e (optional)
 With support pla171e (optional)
 Mit Deckenverbinder pla171e (optional)



VL-6100 SET 1 FIX

€▶A.389

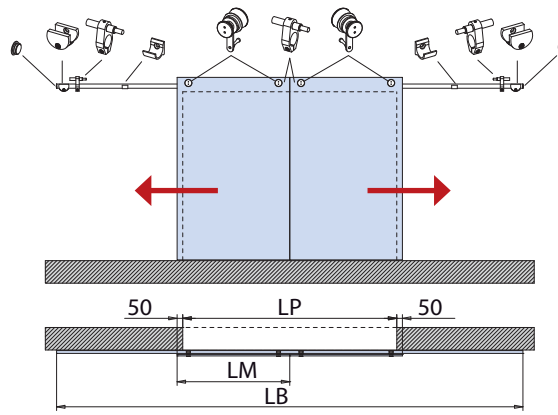
- Sliding door set, wall installation
- Set para 1 puerta corredera, fijación a pared
- Kit porte coulissante en applique mur



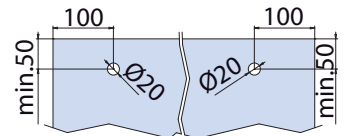
VL-6100 SET 2 FIX

€▶A.390

- Set per 2 ante scorrevoli, fissaggio a parete
- Sliding doors set, wall installation
- Schiebetürset 2-flügelig, Wandmontage




LAVORAZIONE VETRO
 GLASS PREPARATION
 GLASBEARBEITUNG



TECHNICAL

xla336b / xla337b

COMPONENTI / COMPONENTS / EINZELTEILE ▶ 115

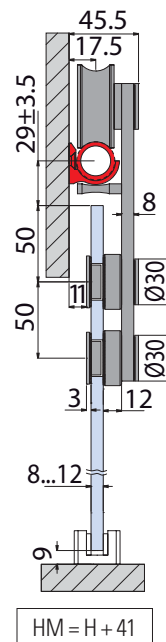
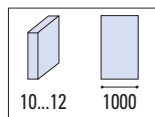


Cod.	Fin. / Fin. / Oberf.	VL-6100 SET 1 FIX	VL-6100 SET 1-MIS	VL-6100 SET 2 FIX	VL-6100 SET 2-MIS
VL-3005 L=2000	IX	1	-	2	-
VL-3005-MIS L=1500→6000	IX	-	1	-	1
VL-3001	IX	2	2	2	2
VL-3002	IX	2	2	4	4
VL-054	IX	1	1	2	2
VL-6103	IX	2	2	4	4
VL-3008	IX	1	1	1	1
VL-6104	IX	2	2	4	4



SLIDING TECH

VL-3000



- Versione curva
- With curved track
- Mit gebogener Laufschiene

€▶A.405

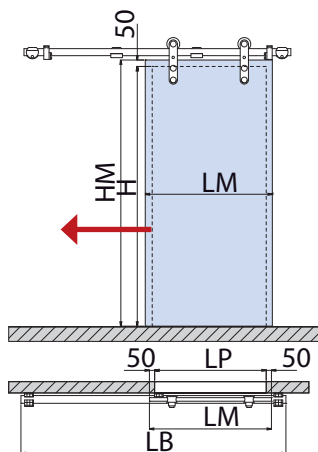


TECHNICAL

VL-3000 SET 1 FIX

€▶A.398

- Set per 1 anta scorrevole, fissaggio a parete
- Sliding door set, wall installation
- Schiebetürset 1-flügelig, Wandmontage

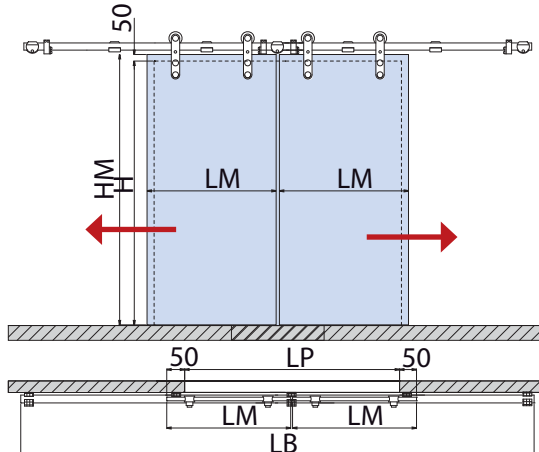


$$LM = LP + 100$$

VL-3000 SET 2 FIX

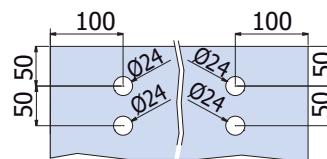
€▶A.399

- Set per 2 ante scorrevoli, fissaggio a parete
- Sliding doors set, wall installation
- Schiebetürset 2-flügelig, Wandmontage



$$LM = (LP + 100) / 2$$

LAVORAZIONE VETRO GLASS PREPARATION GLASBEARBEITUNG



xme251b

COMPONENTI / COMPONENTS / EINZELTEILE ▶ 115



Cod.	Fin. / Fin. / Oberf.	VL-3000 SET 1 FIX	VL-3000 SET 1-MIS	VL-3000 SET 2 FIX	VL-3000 SET 2-MIS
VL-3005 L=2000	IX	1	-	2	-
VL-3005-MIS L=1500 → 6000	IX	-	1	-	1
VL-3001	IX	2	2	2	2
VL-3002	IX	2	2	4	4
VL-054	IX	1	1	2	2
VL-3003	IX	2	2	4	4
VL-3008	IX	1	1	1	1
VL-3004	IX	2	2	4	4

VL-3000 / VL-6100 / R-1000

COMPONENTI / COMPONENTS / EINZELTEILE

 <p>VL-3005-MIS</p> <ul style="list-style-type: none"> Barra acciaio inox aisi 304 Stainless steel bar aisi 304 Laufschiene Edelstahl matt 304 <p>IX</p> <p>€▶A.412</p>  <p>xla337c</p>	 <p>VL-3008</p> <ul style="list-style-type: none"> Paio tappi per barra VL-3005 Pair of end-caps for VL-3005 Paar Endkappen für Rohr VL-3005 <p>IX</p> <p>€▶A.413</p>  <p>xla337c</p>	 <p>VL-3002</p> <ul style="list-style-type: none"> Morsetto centrale di sostegno barra fissato a muro Middle clamp support bar/wall Mittel Klemmhalter für Laufschiene/Wand <p>IX</p> <p>€▶A.415</p>  <p>xla337c</p>
 <p>VL-3001</p> <ul style="list-style-type: none"> Morsetto laterale di sostegno barra a muro Clamp fixing bar/wall Klemmhalter für Laufschiene/Wand mit Aushebeschutz aus Kunststoff <p>IX</p> <p>€▶A.414</p>  <p>xla337c</p>	 <p>VL-054</p> <ul style="list-style-type: none"> Guida a pavimento Floor guide stainless steel Bodenführung aus Edelstahl <p>IX</p> <p>€▶A.417</p>  <p>xla337c</p>	 <p>VL-6103</p> <ul style="list-style-type: none"> Carrello scorrevole Roller Rollenwagen <p>IX</p> <p>€▶A.391</p>  <p>xla337c</p>
 <p>VL-3003</p> <ul style="list-style-type: none"> Carrello scorrevole Roller Rollenwagen <p>IX</p> <p>€▶A.414</p>  <p>xme304</p>	 <p>VL-6104</p> <ul style="list-style-type: none"> Stopper destro e sinistro Stopper left and right Türstopper links und rechts <p>IX</p> <p>€▶A.393</p>  <p>xla337c</p>	 <p>VL-3004</p> <ul style="list-style-type: none"> Stopper destro e sinistro Stopper left and right Türstopper links und rechts <p>IX</p> <p>€▶A.416</p> <p>xla337c</p>
 <p>R-1000-MIS</p> <ul style="list-style-type: none"> Profilo superiore Rolling Aluminium top profile Rolling Laufschiene Rolling <p>IXE</p> <p>€▶A.377</p>  <p>xla262</p>	 <p>R-1012-MIS</p> <ul style="list-style-type: none"> Canalina a pavimento Rolling Bottom profile Rolling Bodenschiene Rolling <p>IXE</p> <p>€▶A.378</p>  <p>xla262</p>	 <p>R-1005</p> <ul style="list-style-type: none"> Ruota Ø 120 mm Rolling center. Sliding Roller Ø 120 mm Rolling center Laufrolle Ø 120 mm Rolling center <p>IXE</p> <p>€▶A.382</p>  <p>xla262</p>

TECHNICAL

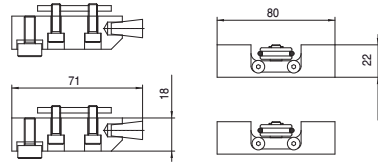
VL-3000 / VL-6100 / R-1000

COMPONENTI / COMPONENTS / EINZELTEILE



R-1006

- N° 2 stopper e N° 2 carrellini superiori Rolling (per 1 anta)
- N° 2 stoppers and N° 2 top roller Rolling (for 1 panel)
- 2 Stück stoppers und 2 Stück oberen Laufwagen (für 1 Schiebetür)



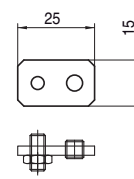
€▶A.381

xla262



R-1007

- Piastrina antigancio per guida superiore Rolling necessario 1 pezzo ogni 250 mm
- Antijump plate for Rolling top track profile 1 piece necessary every 250 mm
- Ausbeschutzplatte für Rolling Laufschiene 1 Stück je 250 mm



€▶A.383

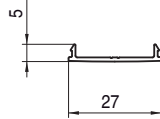
xla262



R-2012

- Profilo a scatto per chiusura profilo superiore Rolling
- Clips profile for Aluminium top profile Rolling
- Sichtschutzprofile für Rolling Laufschiene

IXE



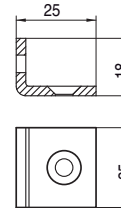
€▶A.379

xla262



R-1004

- 1 pezzo staffa per fissaggio a parete guida Rolling
- 1 Pcs. bracket for wall installation Rolling top profile
- 1 Stk. Winkelprofil für Wandbefestigung Rolling Laufschiene



€▶A.384

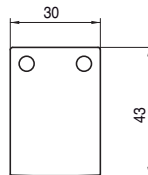
xla262



R-1002

- Paio tappi finali per Rolling Center
- Pair endcaps for Rolling top profile
- Paar Endkappen Rolling Laufschiene

IXE



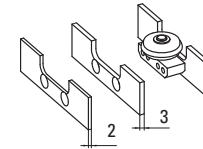
€▶A.380

xla262



R-1013

- Set spessori Rolling per vetro 12,7/13,5
- Set spacers Rolling for glass thickness 12,7/13,5
- Set Distanzscheiben Rolling für Glasdicke 12,7/13,5

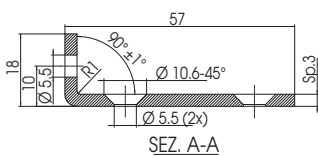


€▶A.387

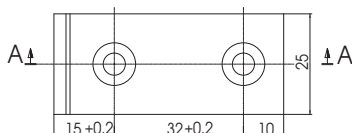
xla260d

R-1008

- 1 pezzo staffa fissaggio a parete. 2 guide Rolling
- 1 pcs bracket for wall installation. 2 Rolling top profiles
- 1 Stk Winkelprofil für Wandbefestigung. 2 Rolling Laufschiene



SEZ. A-A

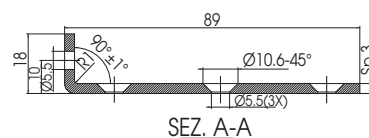


€▶A.385

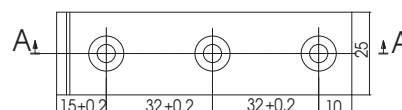
pla243

R-1009

- 1 pezzo staffa fissaggio a parete. 3 guide Rolling
- 1 pcs bracket for wall installation. 3 Rolling top profiles
- 1 Stk Winkelprofil für Wandbefestigung. 3 Rolling Laufschiene



SEZ. A-A



€▶A.386

pla243



TECHNICAL



TECHNICAL

ROLLIE
V-6100
► 113

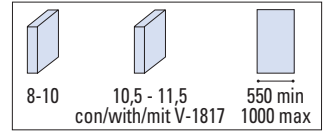
BRIXIA TELESCOPICO 2 VIE (OPTIONAL SOFT-CLOSE)

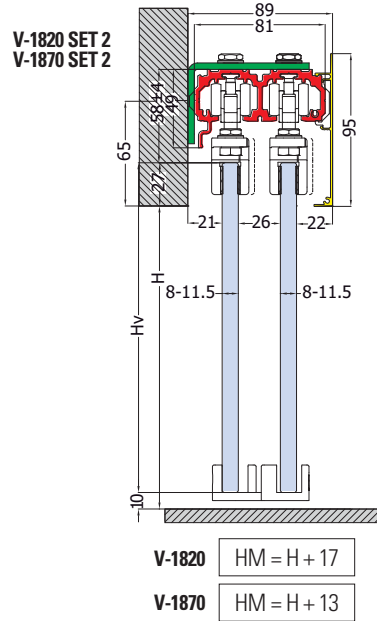
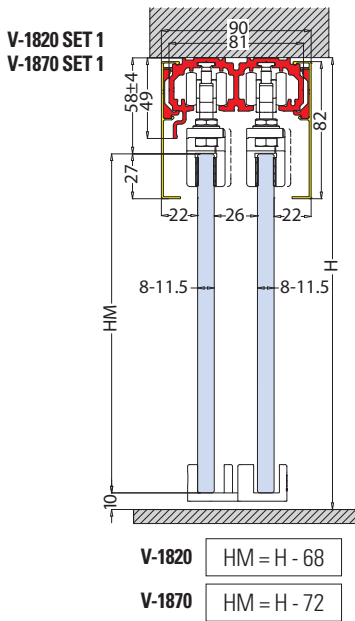

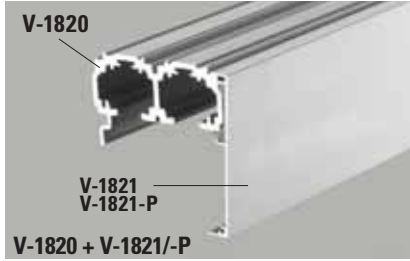


V-1820
TRASCINAMENTO SINCRONICO CON FUNE
SINCRO DRAGGING SYSTEM WITH CABLE
SINCRO MITNEHMER KIT MIT SEILZUG



V-1870
TRASCINAMENTO MECCANICO
MECHANICAL DRAGGING SYSTEM
MIT MECHANISCHEM MITNEHMER



COMPONENTI / COMPONENTS / EINZELTEILE ▶ 126


V-1820
TRASCINAMENTO SINCRÒ CON FUNE
SINCRÒ DRAGGING SYSTEM WITH CABLE
SINCRÒ MITNEHMER KIT MIT SEILZUG



V-1870
TRASCINAMENTO MECCANICO
MECHANICAL DRAGGING SYSTEM
MIT MECHANISCHEM MITNEHMER

V-1820 / V-1870 SET 1

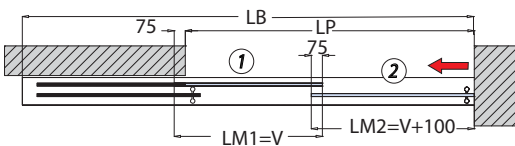
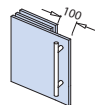
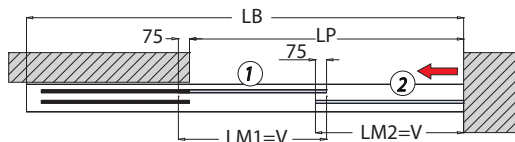
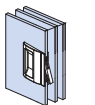
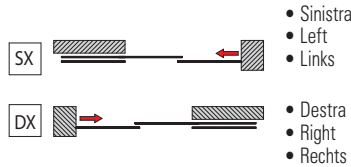
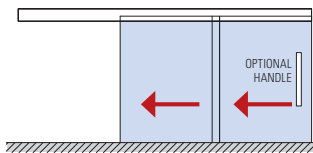
• Soffitto • Ceiling • Decke

- Sistema per 2 ante scorrevoli telescopiche con kit di trascinamento
- Telescopic sliding door system 2-ways with dragging mechanism
- Teleskopisches Schiebetürsystem 2-läufig mit Mitnehmer Kit

V-1820 / V-1870 SET 2

• Parete • Wall • Wand

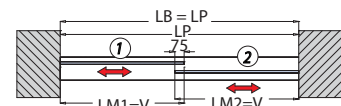
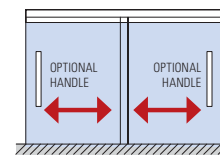
- €▶A.424
- €▶A.426
- €▶A.425
- €▶A.427


V-1820 SET 5

• Soffitto • Ceiling • Decke

€▶A.428

- Sistema per 2 ante scorrevoli "libere", fissaggio a soffitto
- Sliding door system 2-ways, for free movable panels, ceiling installation
- Schiebetürsystem 2 Läufig, frei bewegliche, gegenläufige Ganzglasschiebetüren, Deckenmontage



xme425lm

TELESCOPIC

Cod.	Fin./Fin./Oberf.	V-1820 / V-1870 SET 1 FX	V-1820 / V-1870 SET 1 MIS	V-1820 / V-1870 SET 2 FX	V-1820 / V-1870 SET 2 MIS	V-1820 / V-1870 SET 5 FX	V-1820 / V-1870 SET 5 MIS
V-1820 LB=2000 LB=3000 LB=4000 LB=6000	AN	1	-	1	-	1	-
V-1820-MIS LB= 1500→6000	AN	-	1	-	1	-	1
V-1821 / V-1821-P LB=2000 LB=3000 LB=4000 LB=6000	AN	2	-	1	-	2	-
V-1821-MIS / V-1821-P-MIS LB= 1500→6000	AN	-	2	-	1	-	2
V-1823	-	1	1	1	1	1	1
V-1826 (per set V-1820) V-1876 (per set V-1870)	-	1	1	1	1	-	-
V-1822 Staffa / Bracket / Winkelverbinder	-	-	-	1 x 400 mm	1 x 400 mm	-	-
V-1824-70 Soft-close (OPTIONAL)	-	(1)	(1)	(1)	(1)	(1) (2)	(1) (2)
V-1828-S Tappi per soffitto / Endcap for ceiling Endkappe für Decke (OPTIONAL)	AN	(1)	(1)	-	-	(1)	(1)
V-1828-P Tappi per parete / Endcap for wall / Endkappe für Wand (OPTIONAL)	AN	-	-	(1)	(1)	-	-

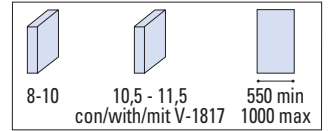
BRIXIA TELESCOPICO 2 VIE + FISSO (OPTIONAL SOFT-CLOSE)



V-1825
TRASCINAMENTO SINCRONICO CON FUNE
SINCRONIC DRAGGING SYSTEM WITH CABLE
SINCRONIC MITNEHMER KIT MIT SEILZUG



V-1875
MECHANICAL DRAGGING SYSTEM
SISTEMA DE ARRASTRE MECANICO
ENTRAINEMENT MECANIQUE



TELESCOPIC

COMPONENTI / COMPONENTS / EINZELTEILE ▶ 126

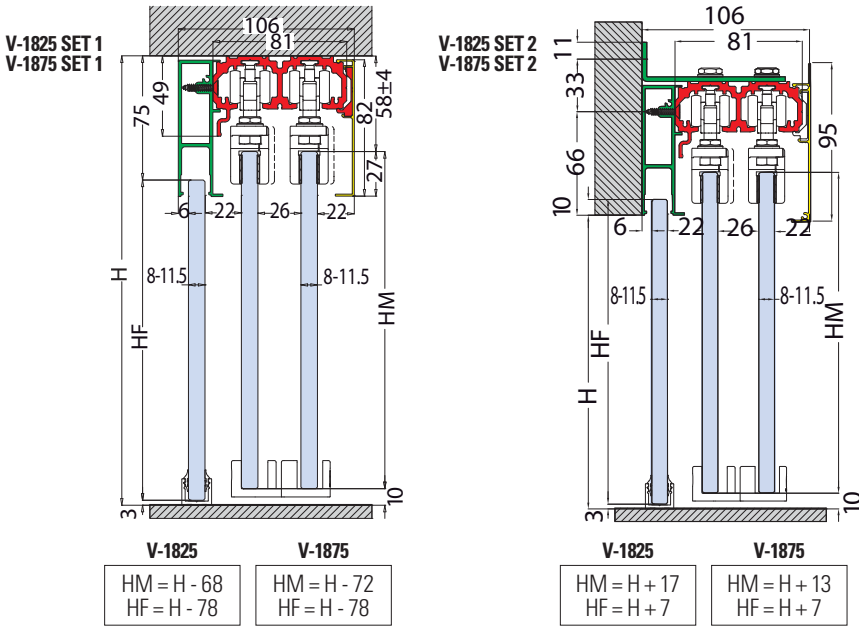
V-1834
V-1820 + V-1821-P + V-1834

V-1823

SOFT-CLOSE
1 pcs
V-1824-70 (OPTIONAL) - 70 Kg

OPTIONAL	
VP-019-MT	VP-018-MT
1000 mm	2000 mm
2000 mm	3000 mm
3000 mm	

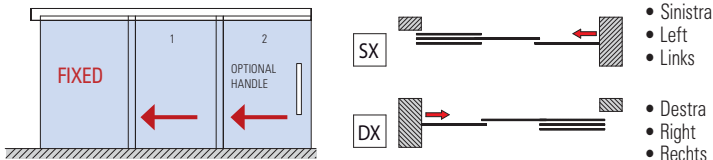
- Guarnizioni per sede vetro fisso
- Gaskets for fixed glass
- Dichtungen für Seitenteil



V-1825
TRASCINAMENTO SINCRONICO CON FUNE
SINCRO DRAGGING SYSTEM WITH CABLE
SINCRO MITNEHMER KIT MIT SEILZUG



V-1875
TRASCINAMENTO MECCANICO
MECHANICAL DRAGGING SYSTEM
MIT MECHANISCHEM MITNEHMER



- Sistema per 2 ante scorrevoli telescopiche e vetro fisso con kit di trascinamento
- Telescopic sliding door system 2-ways and fixed panel with dragging mechanism.
- Teleskopisches Schiebetürsystem 2-läufig mit Seitenteil und Mitnehmer Kit

TELESCOPIC

V-1825 SET 1

• Soffitto • Ceiling • Decke

V-1875 SET 1

• Soffitto • Ceiling • Decke

€ ▶ A.429

€ ▶ A.431

V-1825 SET 2

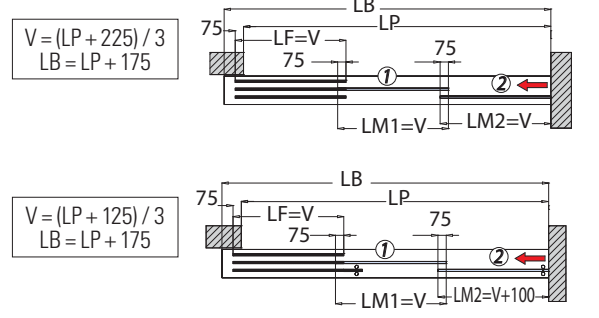
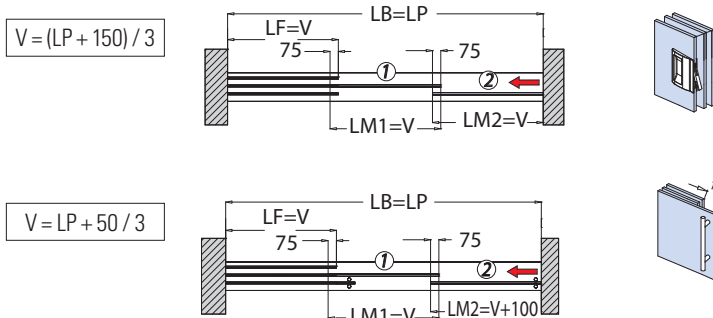
• Parete • Wall • Wand

V-1875 SET 2

• Parete • Wall • Wand

€ ▶ A.430

€ ▶ A.432



xme425o

Cod.	Fin. / Fin. / Oberf.	V-1825 / V-1875 SET 1 FIX	V-1825 / V-1875 SET 1 MIS	V-1825 / V-1875 SET 2 FIX	V-1825 / V-1875 SET 2 MIS
V-1820 LB=2000 LB=3000 LB=4000 LB=6000	AN	1	-	1	-
V-1820-MIS LB= 1500→6000	AN	-	1	-	1
V-1821 / V-1821-P LB=2000 LB=3000 LB=4000 LB=6000	AN	1	-	1	-
V-1821-MIS / V-1821-MIS LB= 1500→6000	AN	-	1	-	1
V-1834 LB=2000 LB=3000 LB=4000 LB=6000	AN	1	-	1	-
V-1834-MIS LB= 1500→6000	AN	-	1	-	1
V-1823	-	1	1	1	1
V-1826 (per set V-1820) V-1876 (per set V-1875)	-	1	1	1	1
V-1825 Staffa / Bracket / Winkelverbinder	-	-	-	1 x 400 mm	1 x 400 mm
V-1824-70 Soft-close (OPTIONAL)	-	(1)	(1)	(1)	(1)
V-1828-F Tappi / Endcaps / Endkappe (OPTIONAL)	AN	(1)	(1)	(1)	(1)

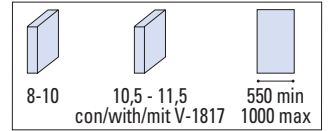
BRIXIA TELESCOPICO 3 VIE (OPTIONAL SOFT-CLOSE)




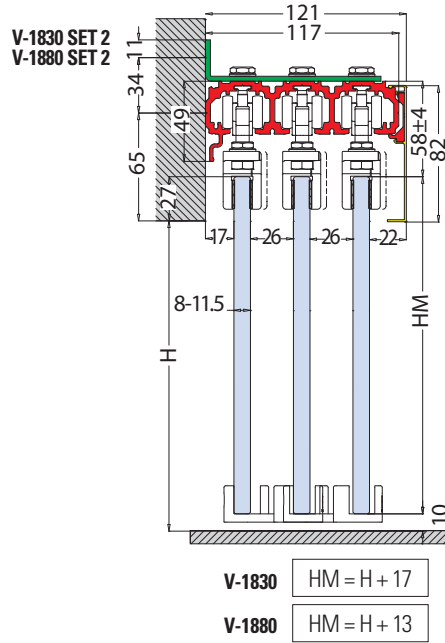
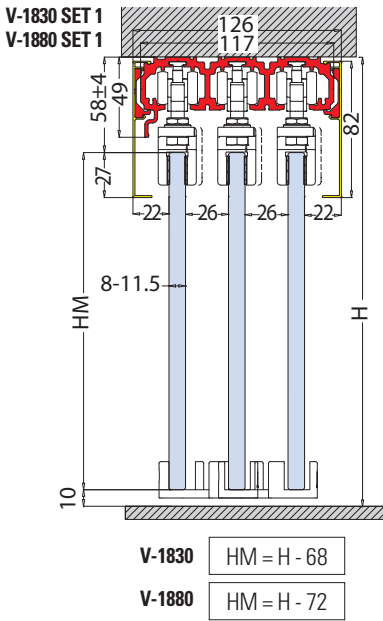

V-1830
TRASCINAMENTO SINCRO CON FUNE
SINCRO DRAGGING SYSTEM WITH CABLE
SINCRO MITNEHMER KIT MIT SEILZUG



V-1880
TRASCINAMENTO MECCANICO
MECHANICAL DRAGGING SYSTEM
MIT MECHANISCHEM MITNEHMER



TELESCOPIC

COMPONENTI / COMPONENTS / EINZELTEILE ▶ 126


V-1830
TRASCINAMENTO SINCRONICO CON FUNE
SINCRONIC DRAGGING SYSTEM WITH CABLE
SINCRONIC MITNEHMER KIT MIT SEILZUG

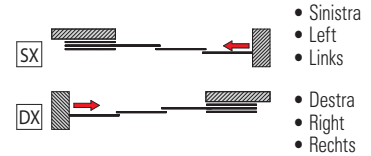
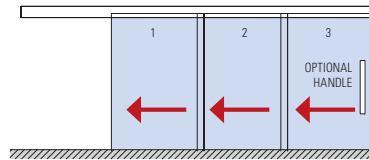


V-1880
TRASCINAMENTO MECCANICO
MECHANICAL DRAGGING SYSTEM
MIT MECHANISCHEM MITNEHMER

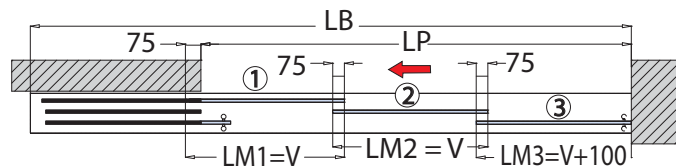
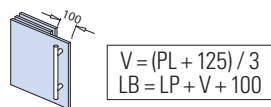
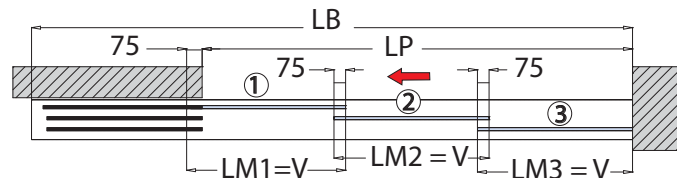
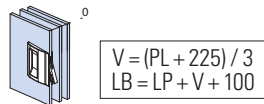
V-1830 / V-1880 SET 1 • Soffitto • Ceiling • Decke
V-1830 / V-1880 SET 2 • Parete • Wall • Wand

- Sistema per 3 ante scorrevoli telescopiche con kit di trascinamento
- Telescopic sliding door system 3-ways with dragging mechanism
- Teleskopisches Schiebetürsystem 3-läufig mit Mitnehmer Kit

€▶ A.433 €▶ A.435
€▶ A.434 €▶ A.436



TELESCOPIC



xme425pq

Cod.	Fin. / Fin. / Oberf.	V-1830 / V-1880 SET 1 FIX	V-1830 / V-1880 SET 1 MIS	V-1830 / V-1880 SET 2 FIX	V-1830 / V-1880 SET 2 MIS
V-1830 LB=2000 LB=3000 LB=4000 LB=6000	AN	1	-	1	-
V-1830-MIS LB= 1500→6000	AN	-	1	-	1
V-1821 / V-1821-P LB=2000 LB=3000 LB=4000 LB=6000	AN	1	-	1	-
V-1821-MIS / V-1821-MIS LB= 1500→6000	AN	-	1	-	1
V-1833	-	1	1	1	1
V-1836 (per set V-1830) V-1886 (per set V-1880)	-	1	1	1	1
V-1837 Staffa / Bracket / Winkerverbinder (OPTIONAL)	-	-	-	1 x 400 mm	1 x 400 mm
V-1824-70 Soft-close (OPTIONAL)	-	(1)	(1)	(1)	(1)
V-1838-S Tappi per soffitto / Endcap for ceiling / Endkappe für Decke (OPTIONAL)	AN	(1)	(1)	-	-
V-1838-P Tappi per parete / Endcap for wall / Endkappe für Wand (OPTIONAL)	AN	-	-	(1)	(1)


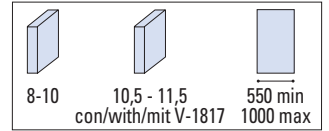
BRIXIA TELESCOPICO 3 VIE + FISSO (OPTIONAL SOFT-CLOSE)



V-1835
TRASCINAMENTO SINCRONICO CON FUNE
SINCRO DRAGGING SYSTEM WITH CABLE
SINCRO MITNEHMER KIT MIT SEILZUG



V-1885
TRASCINAMENTO MECCANICO
MECHANICAL DRAGGING SYSTEM
MIT MECHANISCHEM MITNEHMER



TELESCOPICO

COMPONENTI / COMPONENTS / EINZELTEILE ▶ 126

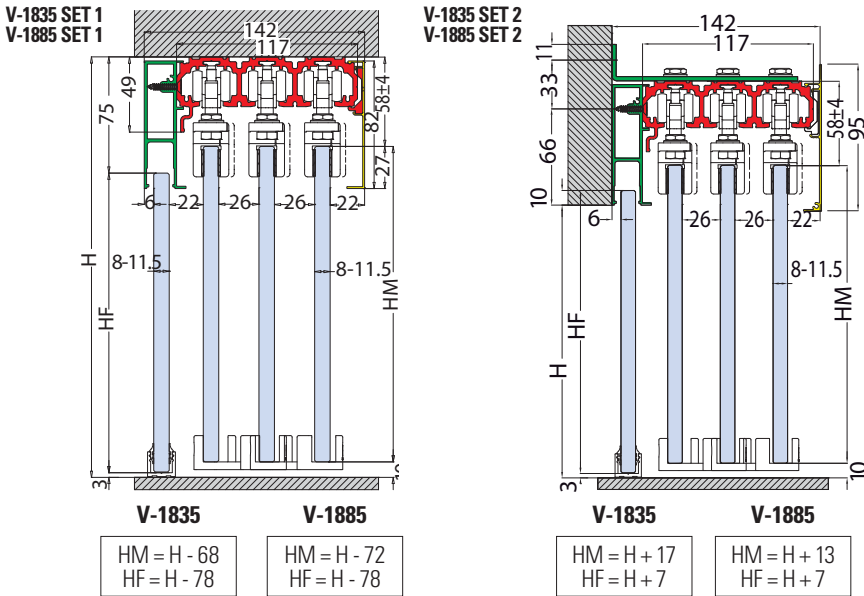
V-1834
V-1830 + V-1834 + V-1821/-P
V-1821-P
V-1821
V-1833

V-1833

V-1824-70 (OPTIONAL) - 70 Kg
1pcs
700 min
1pcs

OPTIONAL	
VP-019-MT	VP-018-MT
2	3
1000 mm	
2000 mm	
3000 mm	

- Guarnizioni per sede vetro fisso
- Gaskets for fixed glass
- Dichtungen für Seitenteil

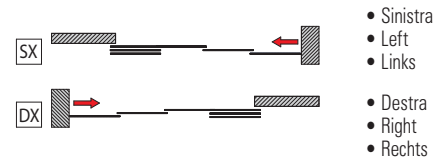
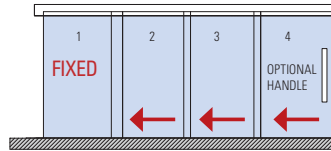


V-1835
TRASCINAMENTO SINCRONICO CON FUNE
SINCRONIC DRAGGING SYSTEM WITH CABLE
SINCRONIC MITNEHMER KIT MIT SEILZUG



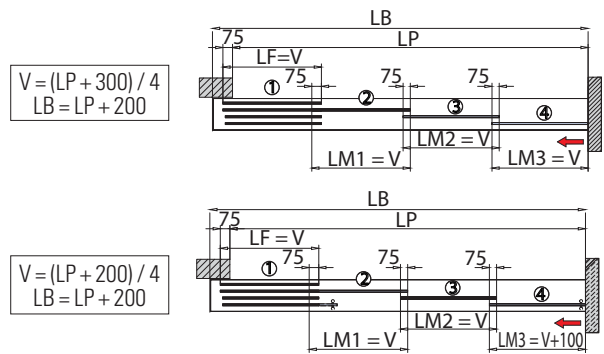
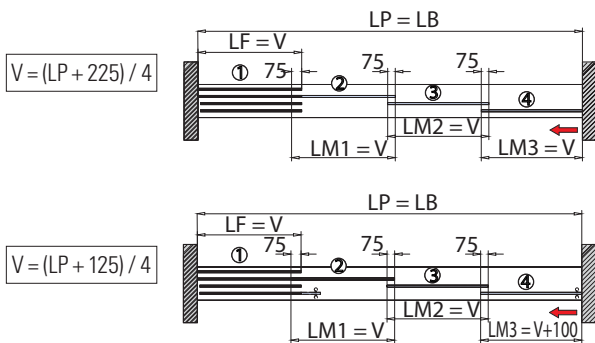
V-1885
TRASCINAMENTO MECCANICO
MECHANICAL DRAGGING SYSTEM
MIT MECHANISHEM MITNEHMER

- Sistema per 2 ante scorrevoli telescopiche con kit di trascinamento
- Telescopic sliding door system 2-ways with dragging mechanism
- Teleskopisches Schiebetürsystem 2-läufig mit Mitnehmer Kit



V-1835 SET 1 • Soffitto • Ceiling • Decke ▶ A.437
V-1885 SET 1 • Soffitto • Ceiling • Decke ▶ A.439

V-1835 SET 2 • Parete • Wall • Wand ▶ A.438
V-1885 SET 2 • Parete • Wall • Wand ▶ A.440




xme425rs

Cod.	Fin. / Fin. / Oberf.	V-1835 / V-1885 SET 1 FIX	V-1835 / V-1885 SET 1 MIS	V-1835 / V-1885 SET 2 FIX	V-1835 / V-1885 SET 2 MIS
V-1830 LB=2000 LB=3000 LB=4000 LB=6000	AN	1	–	1	–
V-1830-MIS LB= 1500→6000	AN	–	1	–	1
V-1834 LB=2000 LB=3000 LB=4000 LB=6000	AN	1	–	1	–
V-1834-MIS LB= 1500→6000	AN	–	1	–	1
V-1821 / V-1821-P LB=2000 LB=3000 LB=4000 LB=6000	AN	1	–	1	–
V-1821-MIS / V-1821-MIS LB= 1500→6000	AN	–	1	–	1
V-1833	–	1	1	1	1
V-1836 (per set V-1835) V-1886 (per set V-1885)	–	1	1	1	1
V-1835 Staffa / Bracket / Winkelverbinder	–	–	–	1 x 400 mm	1 x 400 mm
V-1824-70 Soft-close (OPTIONAL)	–	(1)	(1)	(1)	(1)
V-1839 Tappi / Endcaps / Endkappe (OPTIONAL)	AN	(1)	(1)	(1)	(1)

TELESCOPIC

V-1820 / V-1870 / V-1825 / V-1875 / V-1830 / V-1880 / V-1835 / V-1885 BRIXIA TELESCOPICO

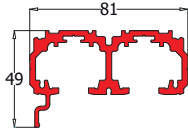
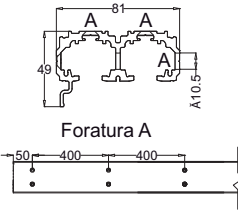
COMPONENTI / COMPONENTS / EINZELTEILE



V-1820


- Binario Telescopico Brixia a 2 vie
- Track profile Telescopic Brixia 2 ways
- Laufschienenprofil Telescopisch Brixia 2-läufig

AN



€▶A.441

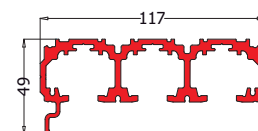
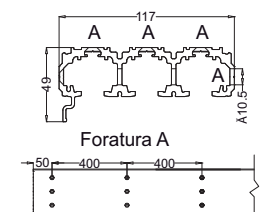
xme425t



V-1830

- Binario Telescopico Brixia a 3 vie
- Track profile Telescopic Brixia 3 ways
- Laufschienenprofil Telescopisch Brixia 3-läufig

AN



€▶A.442

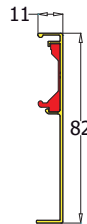
xme425t



V-1821

- Veletta per binari Telescopici Brixia in alluminio anodizzato
- Cover profile anodised aluminium for Telescopic track profile Brixia
- Verkleidungsprofil aluminium für Laufschienenprofile Brixia

AN-IXE



€▶A.443

xme425t



V-1821-P

- Veletta per binari telescopici BRIXIA set 2 a parete in alluminio anodizzato.
- Cover profile anodised aluminium for telescopic track profiles BRIXIA set 2 wall installation
- Verkleidungsprofil aluminium für Laufschienenprofile BRIXIA set 2 Wandmontage

AN-IXE



€▶A.444

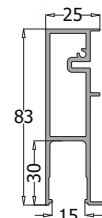
xme425t



V-1834

- Profilo per vetro fisso per binario V-1820 / V-1830
- Side panel profile for track profile V-1820 / V-1830
- Seitenteilprofil für Laufschiene V-1820 / V-1830

AN




€▶A.445

xme425t

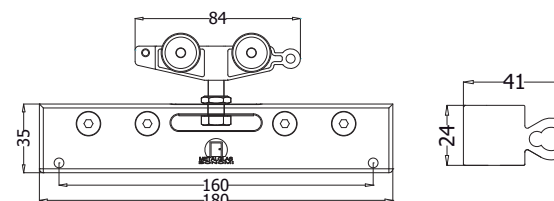
OPTIONAL	
VP-019-MT	VP-018-MT
1000 mm - 2000 mm - 3000 mm	
<ul style="list-style-type: none"> • Guarnizioni per sede vetro fisso • Gaskets for fixed glass • Dichtungen für Seitenteil 	

€▶A.455



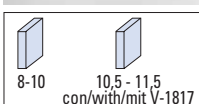
V-1823

- Set di accessori per 2 ante scorrevoli composto da: N°4 carrelli pinze, N°4 fermacarrello
- Sliding accessory set for 2 panels complete with: N°4 roller carriers - N°4 endstops
- Zubehör komplett mit: N°4 Klemm-Laufwagen, N°4 Endanschläge



€▶A.446

xme425t

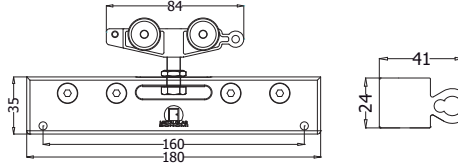




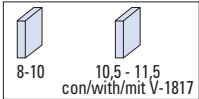
V-1833

- Set di accessori per 3 ante scorrevoli composto da: N°6 carrelli pinze, N°6 fermacarrello
- Sliding accessory set for 3 panels complete with: N°6 roller carriers - N°6 endstops
- Zubehör komplett mit: N°6 Klemm-Laufwagen, N°6 Endanschläge

€▶A.447



100 Kg



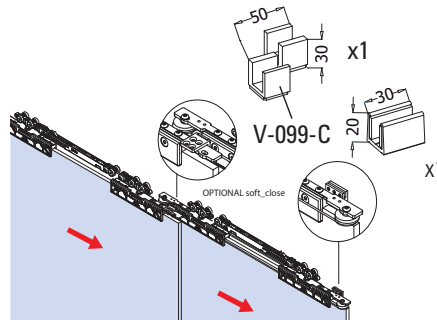
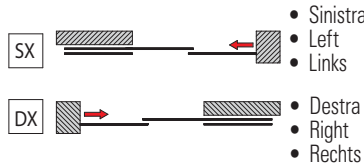
xme425t



V-1826 DX-SX

- Kit morsetti trascinamento Sincro con fune 2 ante scorrevoli compreso di guide a pavimento V-012 e V-099-C
- Dragging kit Sincro with cable for 2 sliding panels, including floor guides V-012 and V-099-C
- Mitnehmer kit Sincro mit Seilzug für 2 bewegliche Schiebetüren mit Bodenführungen V-012 und V-099-C

€▶A.448



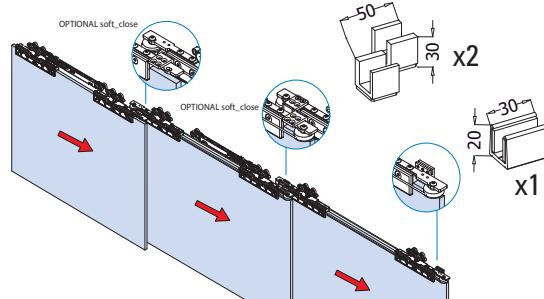
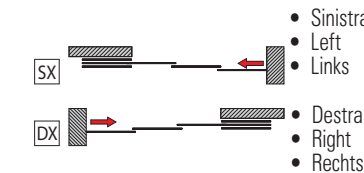
xme425lm



V-1836 DX-SX

- Kit morsetti trascinamento Sincro con fune 3 ante scorrevoli compreso di guide a pavimento V-012 e V-099-C
- Dragging kit Sincro with cable for 3 sliding panels, including floor guides V-012 and V-099-C
- Mitnehmer kit Sincro mit Seilzug für 3 bewegliche Schiebetüren mit Bodenführungen V-012 und V-099-C

€▶A.450



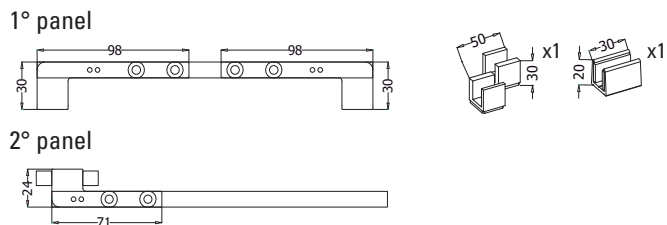
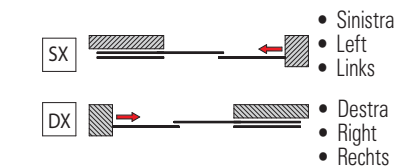
xme425pq



V-1876 DX-SX

- Kit morsetti trascinamento meccanico per 2 ante scorrevoli compreso di guide a pavimento V-012 e V-099-C
- Dragging kit for 2 sliding panels, including floor guides V-012 and V-099-C
- Mitnehmer kit für 2 bewegliche Schiebetüren mit Bodenführungen V-012 und V-099-C

€▶A.449



xme425t

TELESCOPIC

V-1820 / V-1870 / V-1825 / V-1875 / V-1830 / V-1880 / V-1835 / V-1885 BRIXIA TELESCOPICO

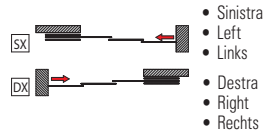
COMPONENTI / COMPONENTS / EINZELTEILE



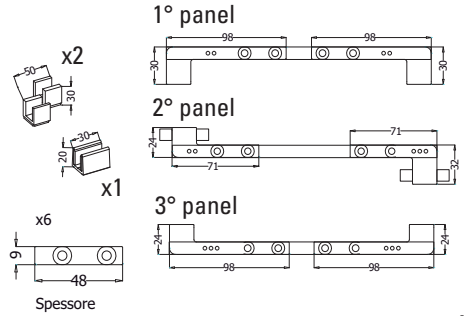
V-1886 DX-SX

- Kit morsetti trascinamento meccanico per 3 ante scorrevoli compreso di guide a pavimento V-012 e V-099-C
- Dragging kit for 3 sliding panels, including floor guides V-012 and V-099-C
- Mitnehmer kit für 3 bewegliche Schiebetüren mit Bodenführungen V-012 und V-099-C

€▶A.451



- Sinistra
- Left
- Links
- Destra
- Right
- Rechts



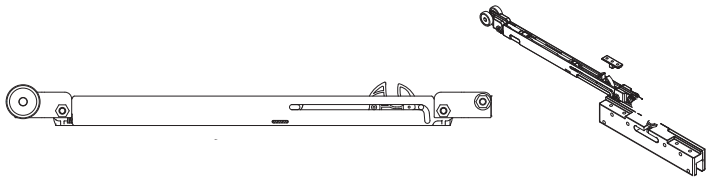
xme425t



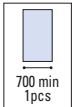
V-1824-70 Kg

- Optional stopper Soft-close (in chiusura) per scorrevole Telescopico V-1820, V-1830
- Optional stopper with Soft-close mechanism (only closing) for sliding system Telescopico V-1820, V-1830
- Optional stopper mit Soft-close (nur in Schliessrichtung) für Telescopisch V-1820, V-1830

€▶A.452



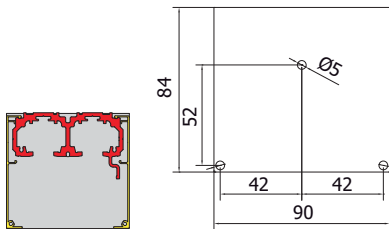
xme425t



V-1828-S

- Paio tappi finali per sistema V-1820/ V-1870
- Pair endcaps for system V-1820/ V-1870
- Paar Endkappen für System V-1820/ V-1870

AN-IXE

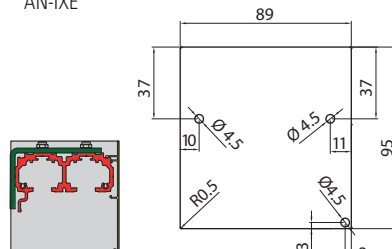


281p028

V-1828-P

- Paio tappi finali per sistema V-1820/ V-1870
- Pair endcaps for system V-1820/ V-1870
- Paar Endkappen für System V-1820/ V-1870

AN-IXE

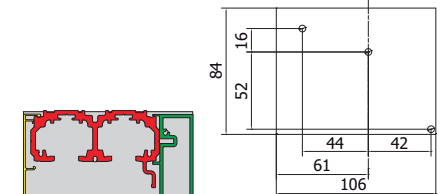


281p042

V-1828-F

- Paio tappi finali per sistema V-1825/ V-1875
- Pair endcaps for system V-1825/ V-1875
- Paar Endkappen für System V-1825/ V-1875

AN-IXE

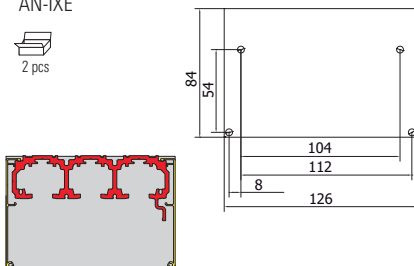


281p030

V-1838-S

- Paio tappi finali per sistema V-1830/ V-1880
- Pair endcaps for system V-1830/ V-1880
- Paar Endkappen für System V-1830/ V-1880

AN-IXE

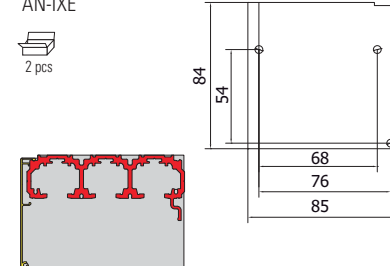


281P031

V-1838-P

- Paio tappi finali per sistema V-1830/ V-1880
- Pair endcaps for system V-1830/ V-1880
- Paar Endkappen für System V-1830/ V-1880

AN-IXE

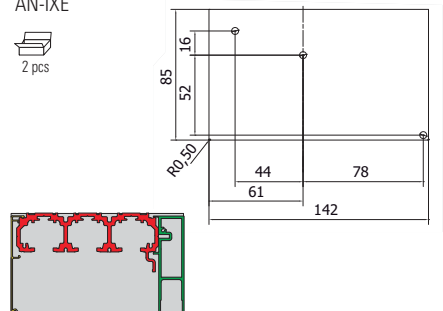


281P032

V-1839

- Paio tappi finali per sistema V-1835/ V-1885
- Pair endcaps for system V-1835/ V-1885
- Paar Endkappen für System V-1835/ V-1885

AN-IXE



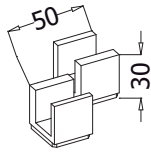
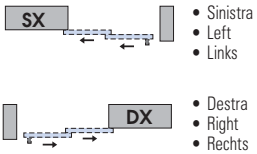
281P033



V-099-C DX / V-099-C SX

- Doppia guida a pavimento destra o sinistra
- Double floor guide right or left
- Doppel Bodenführung rechts oder links

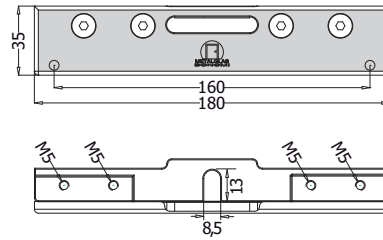
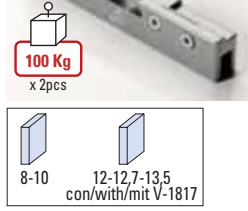
€▶A.469



V-090-T

- Pinza
- Clamp
- Klemmschuh

€▶A.466

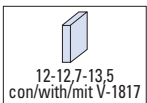
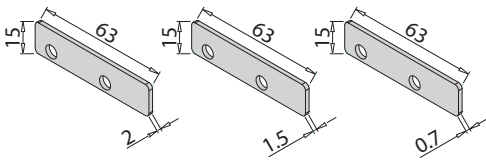


xme425t

V-1817-A / V-1817-B / V-1817-C

- Kit spessori vetro OPTIONAL 12 - 12,7 - 13,5
- Kit spacers for glass thickness OPTIONAL 12 - 12,7 - 13,5
- Kit Distanzscheiben für Glasdicke OPTIONAL 12 - 12,7 - 13,5

€▶A.467



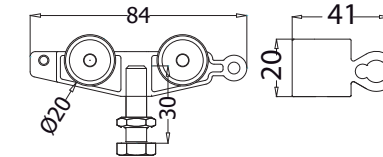
xme425t



V-1816

- Carrello Brixia Heavy
- Carrier Brixia Heavy
- Laufwagen Brixia Heavy

€▶A.470



V-1817

- Stoppers Brixia

€▶A.136

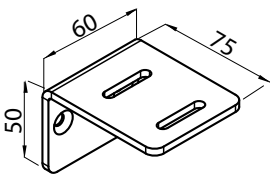


xme425t

V-1822

- 1 pezzo staffa per fissaggio a parete, (circa 1 pz ogni 400mm)
- 1 pcs bracket for wall installation (about 1 pcs each 400 mm)
- 1 Stück Winkelverbinder für Wandmontage (1 Stück je ca. 400 mm)

€▶A.456

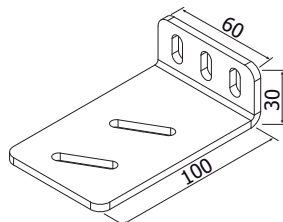


281P040

V-1825

- 1 pezzo staffa per fissaggio a parete, (circa 1 pz ogni 400 mm)
- 1 pcs bracket for wall installation (about 1 pcs each 400 mm)
- 1 Stück Winkelverbinder für Wandmontage (1 Stück je ca. 400 mm)

€▶A.458

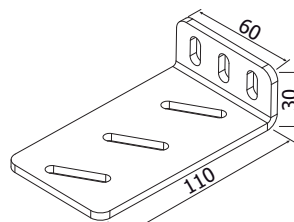


281P021

V-1837

- 1 pezzo staffa per fissaggio a parete, (circa 1 pz ogni 400 mm)
- 1 pcs bracket for wall installation (about 1 pcs each 400 mm)
- 1 Stück Winkelverbinder für Wandmontage (1 Stück je ca. 400 mm)

€▶A.457

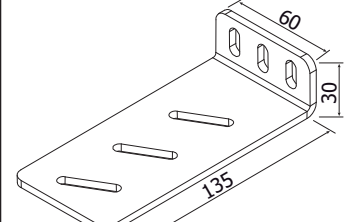


281P019

V-1835

- 1 pezzo staffa per fissaggio a parete, (circa 1 pz ogni 400 mm)
- 1 pcs bracket for wall installation (about 1 pcs each 400 mm)
- 1 Stück Winkelverbinder für Wandmontage (1 Stück je ca. 400 mm)

€▶A.459

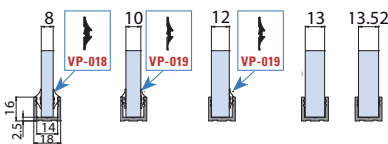


281P022

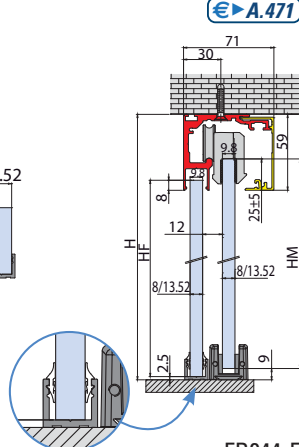
V-2014-MIX

- Canalina per vetro fisso escluso guarnizioni
- U channel for fixed panel, gaskets not included
- U Profil für Seitenteil Dichtungen nicht inkl.

AN - IXE



Cod.	Fin./Fin./Oberf.
V-2014-2000 mm	AN / IXE / NO
V-2014-3000 mm	AN / IXE / NO
V-2014-6000 mm	AN / IXE / NO

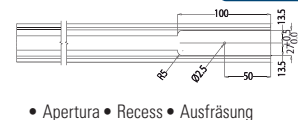


FB044-E

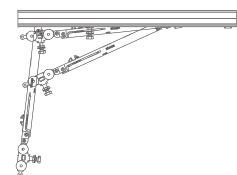
LAV-TEL-BRIXIA

- Lavorazione optional per manutenzione Soft-close su binario telescopico
- Optional recess for maintenance of Soft-close device in the telescopic rails
- Optionale Ausfräsung für die Wartung von Soft-close stopper in den Teleskopischen Laufschienen

€▶A.454



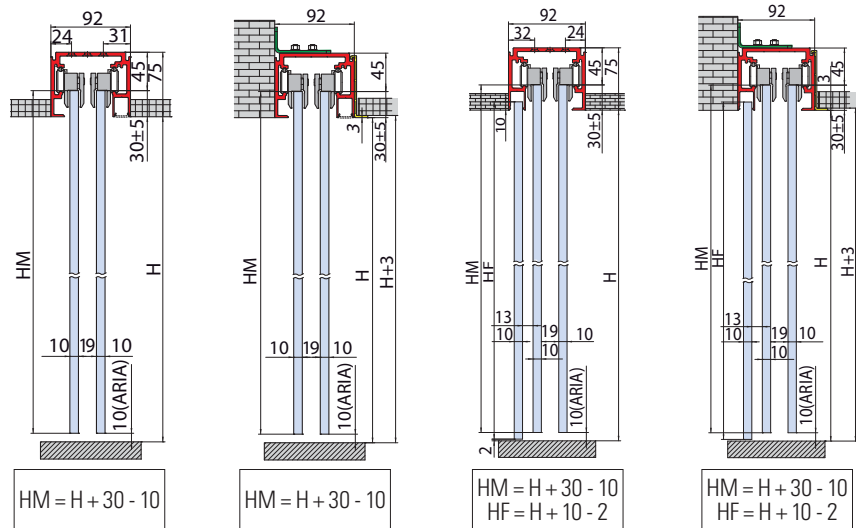
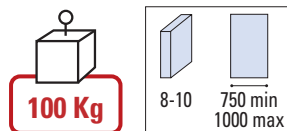
- Apertura • Recess • Ausfräsung



TELESCOPIC



INVISIBILE DOPPIO TELESCOPICO V-7200

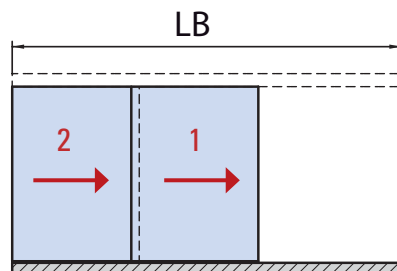
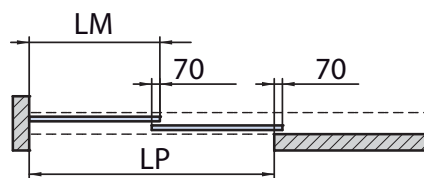


**Le formule per la "larghezza vetri" sono uguali, sia per il sistema invisibile che per il sistema "a vista"; cambiano solo le formule per l'altezza.
Calculations for "glass width" are the same for invisible or visible installation.
Die Berechnungen der "Glasbreite" sind für sichtbare und unsichtbare Befestigungen der Laufschiene gleich.**

V-7200 SET 1 €▶A.472

- Sistema per 2 ante scorrevoli telescopiche con possibilità di vetro fisso, con kit di trascinamento, fissaggio a soffitto
- Telescopic sliding door system 2-ways and optional fixed panel, with dragging mechanism, ceiling installation
- Teleskopisches Schiebetürsystem 2-läufig mit optional Seitenteil, mit Mitnehmer Kit, Deckenmontage

V-7200 SET 1 • Soffitto • Ceiling • Decke
V-7200 SET 2 • Parete • Wall • Wand

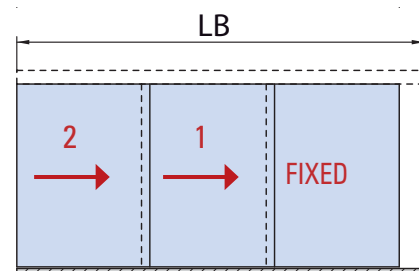
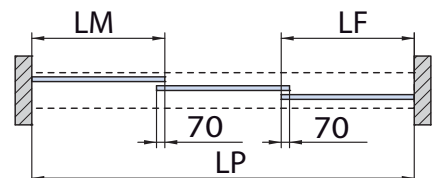


$$LB = LP + LM + 150$$

$$LM = (LP + 140) / 2$$

V-7200 SET 1 • Soffitto • Ceiling • Decke
V-7200 SET 2 • Parete • Wall • Wand

Con vetro fisso / With fixed panel / Mit Seitenteil



$$LB = LP$$

$$LM = LF = (LP + 140) / 3$$

V-7200 SET 2 €▶A.473

- Sistema per 2 ante scorrevoli telescopiche con possibilità di vetro fisso, con kit di trascinamento, fissaggio a parete
- Telescopic sliding door system 2-ways and optional fixed panel, with dragging mechanism, wall installation
- Teleskopisches Schiebetürsystem 2-läufig mit optional Seitenteil, mit Mitnehmer Kit, Wandmontage

TELESCOPIC

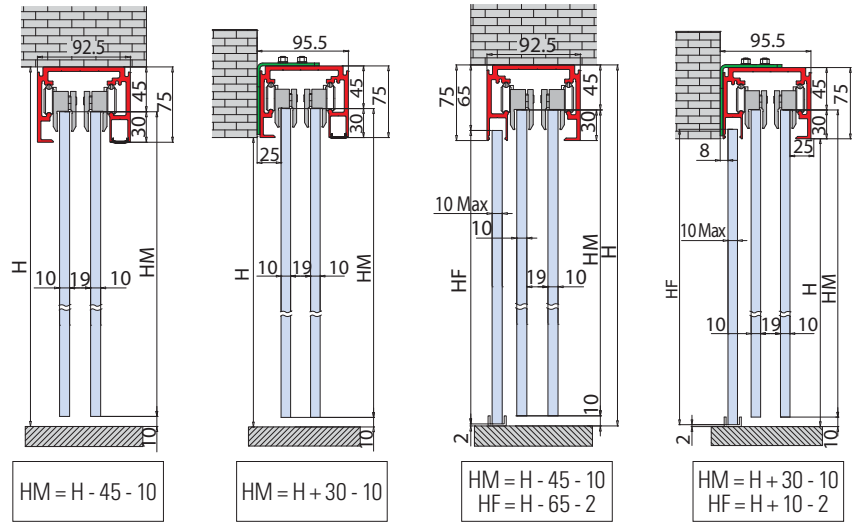
COMPONENTI / COMPONENTS / EINZELTEILE ▶ 132



OPTIONAL		<ul style="list-style-type: none"> • Guarnizioni per sede vetro fisso • Gaskets for fixed glass • Dichtungen für Seitenteil
VP-019-MT	VP-018-MT	
1000 mm		
2000 mm		
3000 mm		



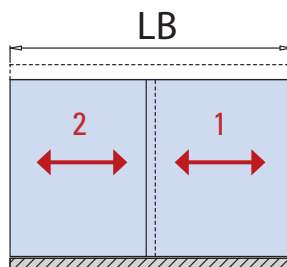
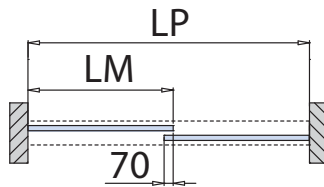
"A VISTA"



V-7200 SET 5 €▶A.474

- Sistema per 2 ante scorrevoli telescopiche libere, fissaggio a soffitto
- Telescopic sliding door system 2-ways, for free movable panels, ceiling installation
- Teleskopisches Schiebetürsystem 2-läufig frei bewegliche, gegenläufige ganzglasschiebetüren Deckenmontage

V-7200 SET 5 • Soffitto • Ceiling • Decke



$$LB = LP$$

$$LM = (LP + 70) / 2$$



TELESCOPIC

xla325d / xla325c / xme267

Cod.	Fin. / Fin. Oberf.	V-7200 SET 1 FIX	V-7200 SET 1-MIS	V-7200 SET 2 FIX	V-7200 SET 2-MIS	V-7200 SET 5 FIX	V-7200 SET 5-MIS
V-7200 LB = 2000 LB = 3000 LB = 4000 LB = 6000	AN	1	-	1	-	1	-
V-7200-MIS L = 1500 → 6000	AN	-	1	-	1	-	1
V-7202	-	1	1	1	1	1	1
V-7206	-	1	1	1	1	-	-
V-7005 Staffa / Bracket / Winkelverbinder	-	-	-	1 x 400 mm	1 x 400 mm	-	-
V-012-INS	AN	-	-	-	-	2	2
V-7201 Tappi / Endcaps / Endkappe	AN	-	-	1	1	-	-

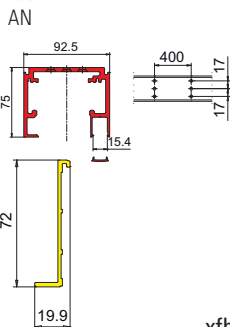
V-7200 INVISIBILE DOPPIO TELESCOPICO

COMPONENTI / COMPONENTS / EINZELTEILE



V-7200

- Binario telescopico "Invisibile doppio"
- Telescopic track profile "Invisibile doppio"
- Laufschiene Teleskopisch "Invisibile doppio"



V-7006-CF2

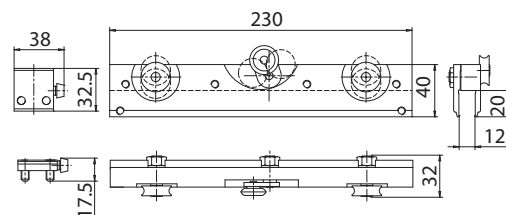
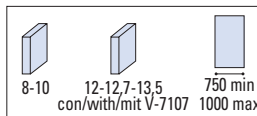
- Profilo per V-7200 con appoggio per controsoffitto.
- Profile for V-7200 with support for suspended ceiling.
- Profil für V-7200 mit Auflage für Abgehängter Decke.

AN xfb-070



V-7202

- Set accessori per 2 ante scorrevoli "Invisibile doppio":
4 carrelli morsetti per vetro 8-10 mm, 4 stopper
- Accessory set for 2 "Invisibile doppio" sliding panels:
4 roller carriers for glass 8-10 mm, 4 endstops
- Zubehör Set für 2 "Invisibile doppio" Schiebetüren:
4 klemm-Laufwagen für Glas 8-10 mm, 4 Stopper

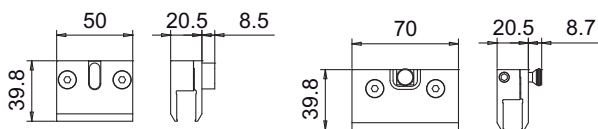


xfb-070



V-7206

- Kit morsetti trascinamento meccanico per 2 ante scorrevoli compreso di guide a pavimento V-012 e guida doppia V-099-B
- Dragging kit for 2 sliding panel, including floor guides V-012 and double floor guide V-099-B
- Mitnehmer Set für 2 bewegliche Schiebetüren mit Bodenführungen V-012 und V-099-B



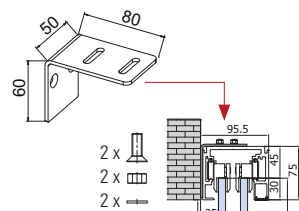
OPTIONAL

VP-019-MT	VP-018-MT
1000 mm	
2000 mm	
3000 mm	
<ul style="list-style-type: none"> • Guarnizioni per sede vetro fisso • Gaskets for fixed glass • Dichtungen für Seitenteil 	
8	10
12	

xfb-070

V-7009

- Staffa per fissaggio a parete, applicazione "a vista" (circa 1 pezzo ogni 400 mm)
- Bracket for wall installation, "visible" installation (about 1 pieces each 400 mm)
- Stück Winkelprofil für Wandmontage, "sichtbare Installation (1 Stück je ca. 400 mm)

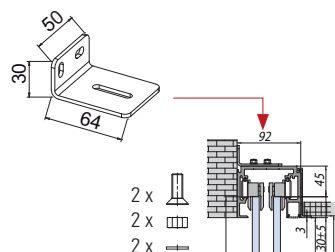


xfb-070 / xla325b



V-7005

- Staffa per fissaggio a parete (circa 1 pezzo ogni 400 mm)
- Bracket for wall installation (about 1 pieces each 400 mm)
- Stück Winkelprofil für Wandmontage (1 Stück je ca. 400 mm)

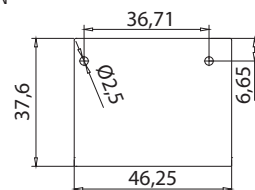


xfb-070



V-7201

- Paio tappi finali in alluminio per guida di scorrimento V-7200
- Pair aluminium endcaps for track profile V-7200
- Paar Endkappen aus Aluminium für Laufschiene V-7200

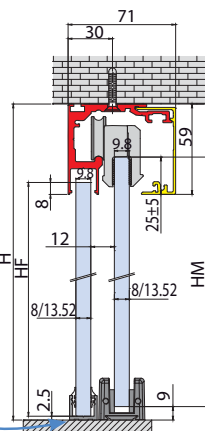
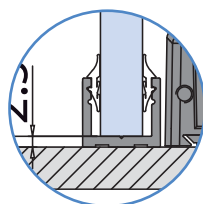


xfb-070

V-2014-MIX

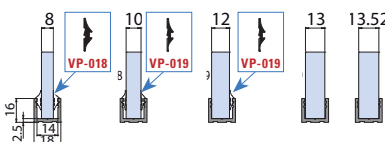
- Canalina per vetro fisso escluso guarnizioni
- U channel for fixed panel, gaskets not included
- U Profil für Seitenteil Dichtungen nicht inkl.

AN - IXE



- Profilo da infilare
- Insert profile
- Profil durchziehen

- Guarnizioni
- Gaskets
- Dichtungen



Cod.	Fin./Fin./Oberf.
V-2014-2000 mm	AN / IXE / NO
V-2014-3000 mm	AN / IXE / NO
V-2014-6000 mm	AN / IXE / NO

FB044-E



TELESCOPIC

**INVISIBILE
DOPPIO
TELESCOPICO
V7200**
▶ 130

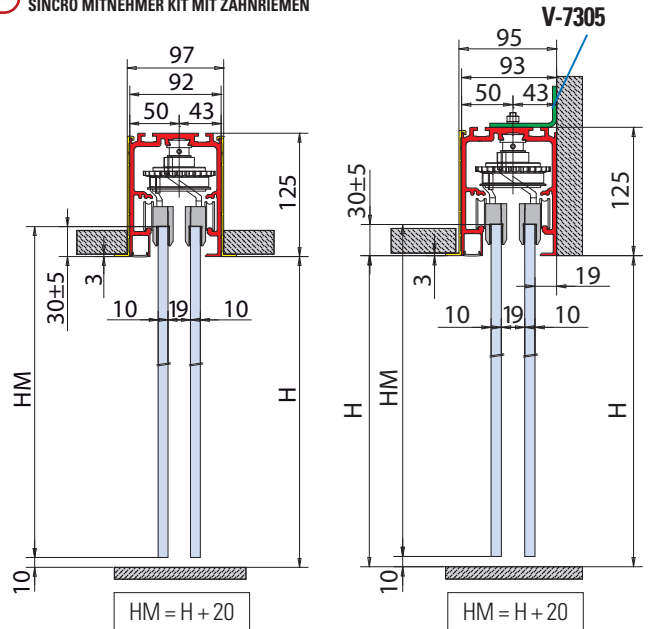
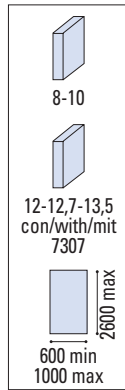


INVISIBILE TELESCOPICO SINCRO



V-7300

TRASCINAMENTO SINCRO CON CINGHIA
SINCRO DRAGGING SYSTEM WITH TOOTHED BELT
SINCRO MITNEHMER KIT MIT ZAHNRIEMEN

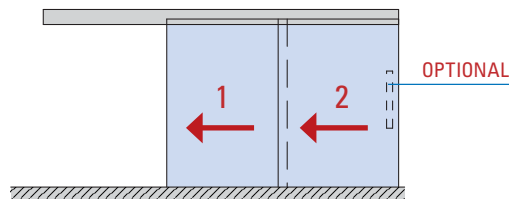


V-7300 SET 1 €▶A.484

- Sistema per 2 ante scorrevoli telescopiche con possibilità di vetro fisso, con kit di trascinamento, fissaggio a soffitto
- Telescopic sliding door system 2-ways and optional fixed panel, with dragging mechanism, ceiling installation
- Teleskopisches Schiebetürsystem 2-läufig mit optional Seitenteil, mit Mitnehmer Kit, Deckenmontage

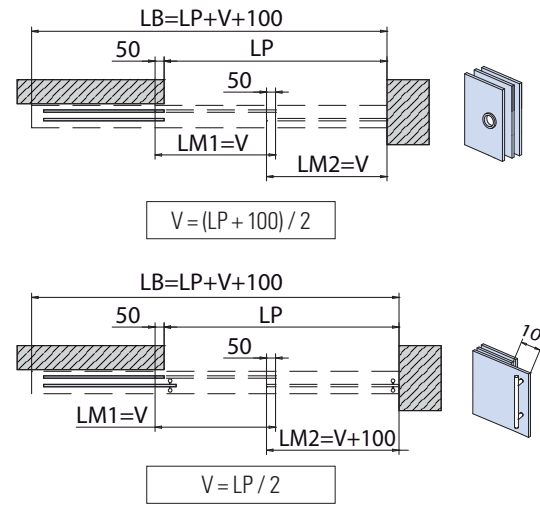
V-7300 SET 1 • Soffitto • Ceiling • Decke

V-7300 SET 2 • Parete • Wall • Wand




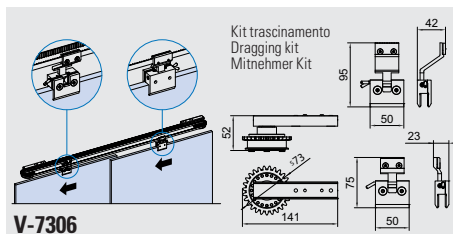
V-7300 SET 2 €▶A.485

- Sistema per 2 ante scorrevoli telescopiche con possibilità di vetro fisso, con kit di trascinamento, fissaggio a parete
- Telescopic sliding door system 2-ways and optional fixed panel, with dragging mechanism, wall installation
- Teleskopisches Schiebetürsystem 2-läufig mit optional Seitenteil, mit Mitnehmer Kit, Wandmontage

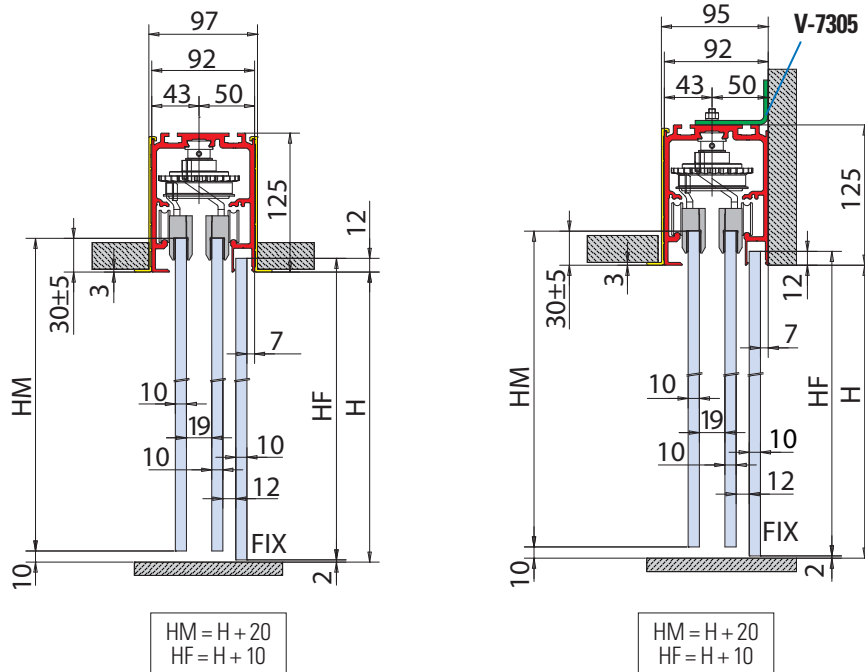


TELESCOPIC

COMPONENTI / COMPONENTS / EINZELTEILE ▶ 136



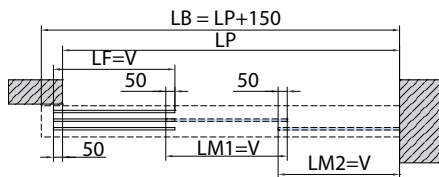
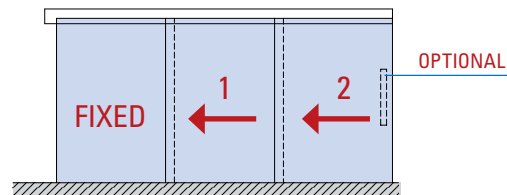
OPTIONAL		• Guarnizioni per sede vetro fisso • Gaskets for fixed glass • Dichtungen für Seitenteil
VP-019-MT	VP-018-MT	
1000 mm		
2000 mm		
3000 mm		



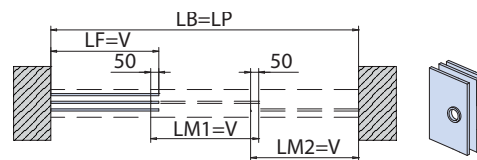
V-7300 SET 1 • Soffitto • Ceiling • Decke

V-7300 SET 2 • Parete • Wall • Wand

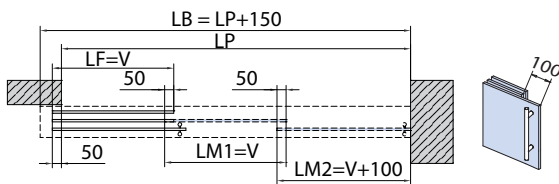
Con vetro fisso / With fixed panel / Mit Seitenteil



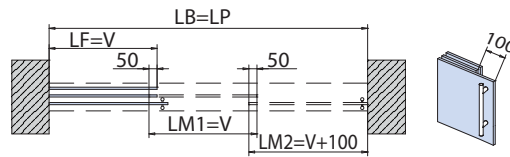
$$V = (LP + 150) / 3$$



$$V = (LP + 100) / 3$$



$$V = (LP + 50) / 3$$



$$V = LP / 3$$


xla350 / xla369b

TELESCOPIC

Cod.	Fin. / Fin. / Oberf.	V-7300 SET 1 FIX	V-7300 SET 1-MIS	V-7300 SET 2 FIX	V-7300 SET 2-MIS
V-7300 LB=2000 LB=3000 LB=4000 LB=6000	AN	1	-	1	-
V-7300-MIS L = 1500→6000	AN	-	1	-	1
V-7202	-	1	1	1	1
V-7306	-	1	1	1	1
V-7305 Staffa / Bracket / Winkelverbinder (OPTIONAL)		-	-	(1 x 400 mm)	(1 x 400 mm)

INVISIBILE TELESCOPICO SINCRO

COMPONENTI / COMPONENTS / EINZELTEILE

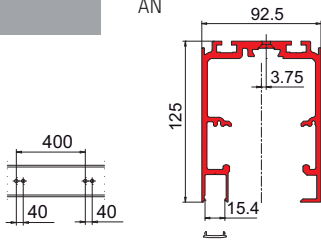


V-7300

€▶A.486

- Binario telescopico Invisibile per 2 ante scorrevoli con vetro fisso laterale
- Telescopic track profile Invisibile for sliding panels and fixed side panel
- Laufschiene Teleskopisch Invisibile für Schiebetüren und Seitenteil

AN



xfb-071

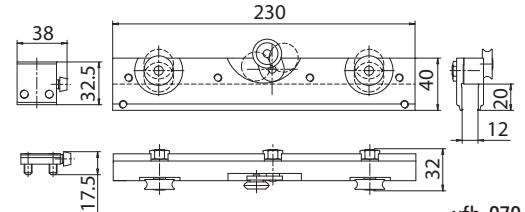
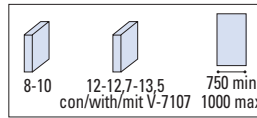


V-7202

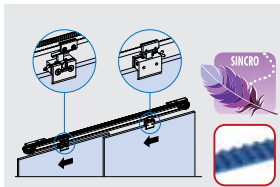
€▶A.487

- Set accessori per 2 ante scorrevoli "Invisibile doppio":
4 carrelli morsetti per vetro 8-10 mm, 4 stopper
- Accessory set for 2 "Invisibile doppio" sliding panels:
4 roller carriers for glass 8-10 mm, 4 endstops
- Zubehör Set für 2 "Invisibile doppio" Schiebetüren:
4 klemm-Laufwagen für Glas 8-10 mm, 4 Stopper

100 Kg



xfb-070



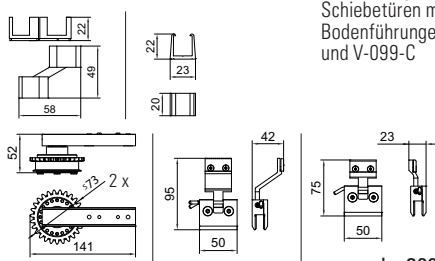
V-7306

€▶A.488

- Kit morsetti trascinamento SINCRO 2 ante scorrevoli compreso di guide a pavimento V-012-B e V-099-C
- Dragging kit for SINCRO 2 sliding panel, with floor guides V-012-B and V-099-C
- Mitnehmer Kit SINCRO für 2 bewegliche Schiebetüren mit Bodenführungen V-012-B und V-099-C

V-099-C

V-012



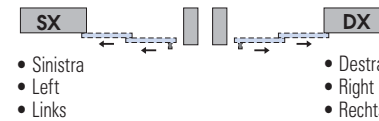
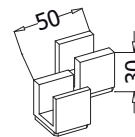
xla-369d / xfb-071



V-099-C DX / V-099-C SX

- Doppia guida a pavimento destra o sinistra
- Double floor guide right or left
- Doppel Bodenführung rechts oder links

€▶A.469



- Sinistra
- Left
- Links

- Destra
- Right
- Rechts

xme425t

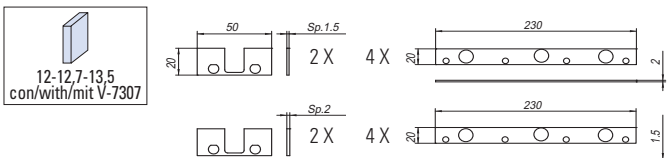
OPTIONAL	
VP-019-MT	VP-018-MT
2	3
1000 mm	
2000 mm	
3000 mm	
<ul style="list-style-type: none"> • Guarnizioni per sede vetro fisso • Gaskets for fixed glass • Dichtungen für Seitenteil 	
8	10
10	12



V-7307

€▶A.489

- Set per spessori vetro 12 - 12,7 - 13,5 (per 2 pinze V-7202)
- Set spacers for glass thickness 12 - 12,7 - 13,5 (for 2 clamps V-7202)
- Set distanzscheiben für Glasdicke 12 - 12,7 - 13,5 (für 2 Klemm-Laufwagen V-7202)



xla-369d

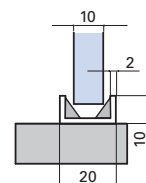


V-2015-MIX

€▶A.641

- Canalina per vetro fisso (non compresa nel V-2000) - sfusa, compresa di guarnizioni
- U-channel for fixed panel(not included in V-2000) - complete with gaskets
- U-profil mit Dichtungen für Seitenteil (nicht enthalten in V-2000) Oberfläche: ev1

AN



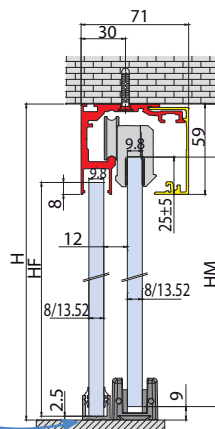
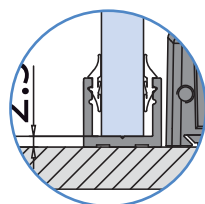
V-2015

Cod.	Fin./Fin./Oberf.
V-2015-2000 mm	AN
V-2015-3000 mm	AN
V-2015-6000 mm	AN

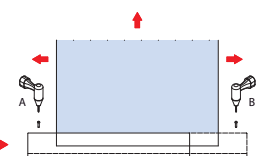
V-2014-MIX

- Canalina per vetro fisso escluso guarnizioni
- U channel for fixed panel, gaskets not included
- U Profil für Seitenteil Dichtungen nicht inkl.

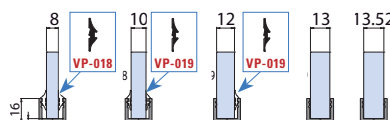
AN - IXE



- Profilo da infilare
- Insert profile
- Profil durchziehen



- Guarnizioni
- Gaskets
- Dichtungen



Cod.	Fin./Fin./Oberf.
V-2014-2000 mm	AN / IXE / NO
V-2014-3000 mm	AN / IXE / NO
V-2014-6000 mm	AN / IXE / NO



FB044-E



TELESCOPIC

**INVISIBILE
TELESCOPICO
SINCRO
V7300**
▶ 134

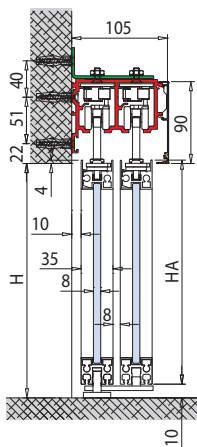
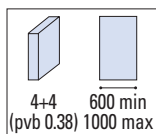


EASY FRAME TELESCOPICO SINCRO

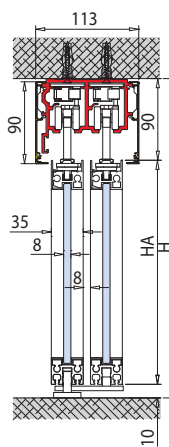


PO-220

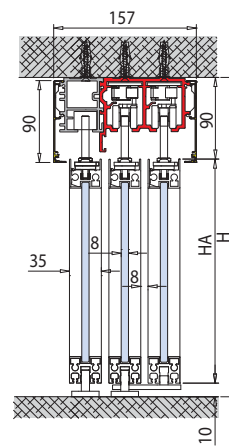
TRASCINAMENTO SINCRO CON CINGHIA
SINCRO DRAGGING SYSTEM WITH TOOTHED BELT
SINCRO MITNEHMER KIT MIT ZAHNRIEMEN



$$HA = H - 6$$



$$HA = H - 100$$



$$HA = H - 100$$

PO-220 SET 1

€ ▶ A.492

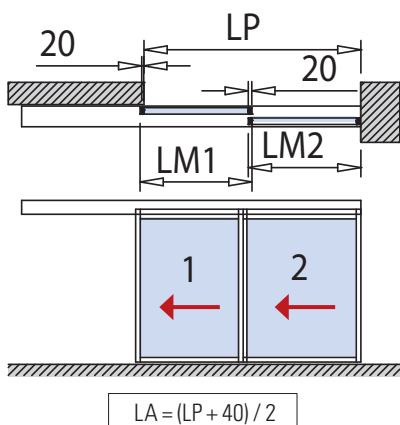
- Sistema per 2 ante scorrevoli intelaiate telescopiche con kit di trascinamento Sincro, fissaggio a soffitto
- Telescopic sliding door system 2-ways with Sincro dragging mechanism, ceiling installation
- Teleskopisches Schiebetürsystem 2-läufig mit Sincro Mitnehmer Kit, Deckenmontage

PO-220 SET 2

€ ▶ A.493

- Sistema per 2 ante scorrevoli intelaiate telescopiche con kit di trascinamento Sincro, fissaggio a parete
- Telescopic sliding door system 2-ways with Sincro dragging mechanism, wall installation
- Teleskopisches Schiebetürsystem 2-läufig mit Sincro Mitnehmer Kit, Wandmontage

PO-220 SET 1 • Soffitto • Ceiling • Decke
PO-220 SET 2 • Parete • Wall • Wand

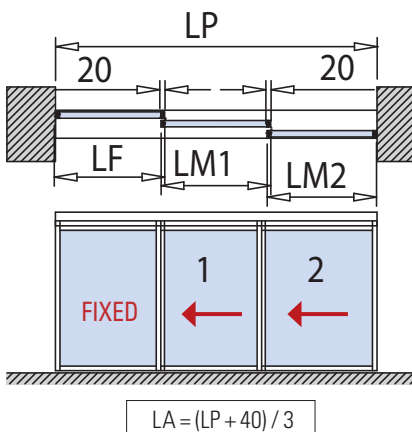


PO-225 SET 1

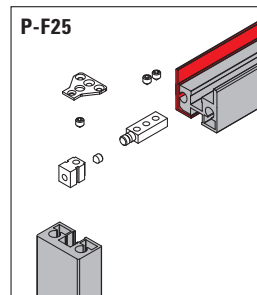
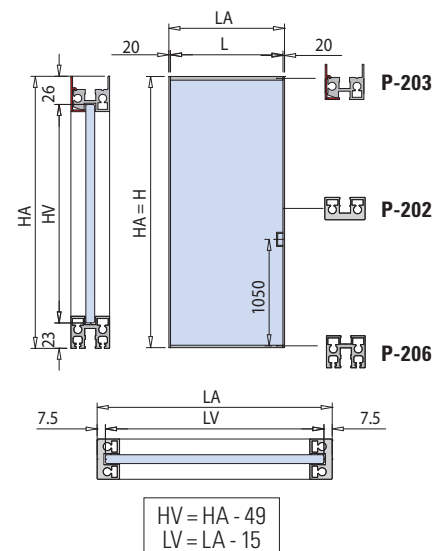
€ ▶ A.496

- Sistema per 2 ante scorrevoli intelaiate telescopiche e vetro fisso, con kit di trascinamento Sincro, fissaggio a soffitto
- Telescopic sliding door system 2-ways and fixed panel, with Sincro dragging mechanism, ceiling installation
- Teleskopisches Schiebetürsystem 2-läufig mit Seitenteil, mit Sincro Mitnehmer Kit, Deckenmontage

PO-225 SET 1 • Soffitto • Ceiling • Decke



- Con ante intelaiate
- With aluminium panels
- Aluminium Flügelrahmen

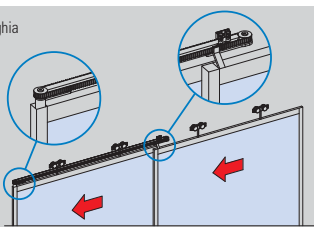


xme353

COMPONENTI / COMPONENTS / EINZELTEILE



Trascinamento con cinghia
Dragging mechanism
with toothed belt
Mitnehmer Kit
mit Zahnriemen



PO-238 OPTIONAL € ▶ A.498

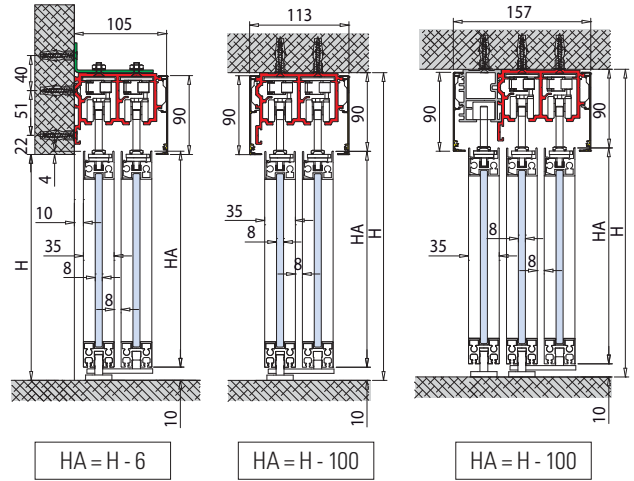
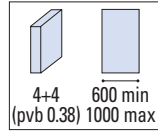


EASY FRAME TELESCOPICO



PO-230

TRASCINAMENTO MECCANICO
MECHANICAL DRAGGING SYSTEM
MIT MECHANISCHEM MITNEHMER



PO-230 SET 1

€▶A.499

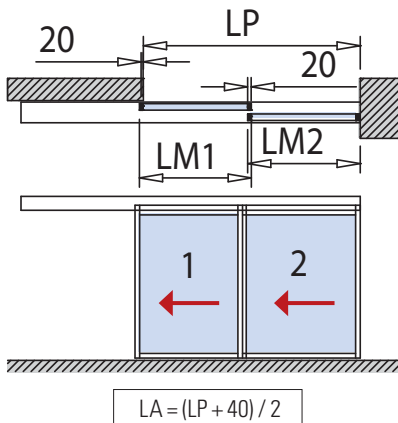
- Sistema per 2 ante scorrevoli intelaiate telescopiche con kit di trascinamento Sincro, fissaggio a soffitto
- Telescopic sliding door system 2-ways with Sincro dragging mechanism, ceiling installation
- Teleskopisches Schiebetürsystem 2-läufig mit Sincro Mitnehmer Kit, Deckenmontage

PO-230 SET 2

€▶A.500

- Sistema per 2 ante scorrevoli intelaiate telescopiche con kit di trascinamento Sincro, fissaggio a parete
- Telescopic sliding door system 2-ways with Sincro dragging mechanism, wall installation
- Teleskopisches Schiebetürsystem 2-läufig mit Sincro Mitnehmer Kit, Wandmontage

PO-230 SET 1 • Soffitto • Ceiling • Decke
PO-230 SET 2 • Parete • Wall • Wand

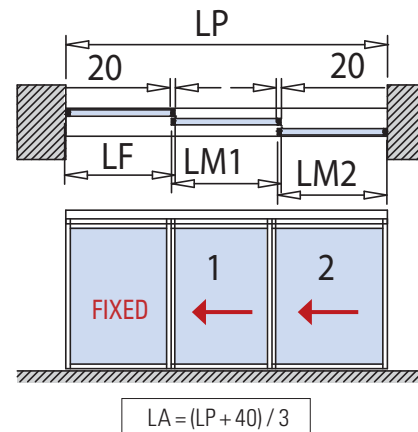


PO-235 SET 1

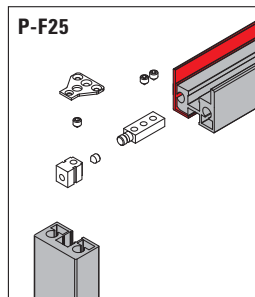
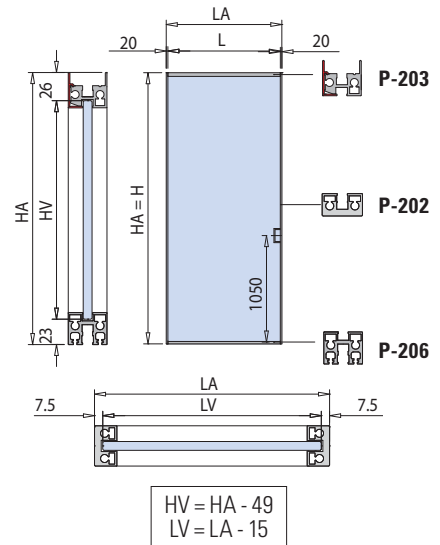
€▶A.503

- Sistema per 2 ante scorrevoli intelaiate telescopiche e vetro fisso, con kit di trascinamento Sincro, fissaggio a soffitto
- Telescopic sliding door system 2-ways and fixed panel, with Sincro dragging mechanism, ceiling installation
- Teleskopisches Schiebetürsystem 2-läufig mit Seitenteil, mit Sincro Mitnehmer Kit, Deckenmontage

PO-235 SET 1 • Soffitto • Ceiling • Decke



- Con ante intelaiate
- With aluminium panels
- Aluminium Flügelrahmen



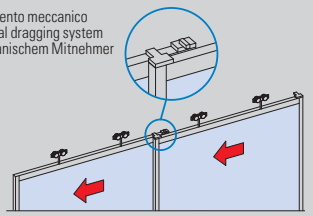
TELESCOPIC

xme354

COMPONENTI / COMPONENTS / EINZELTEILE



Trascinamento meccanico
Mechanical dragging system
Mit mechanischem Mitnehmer



PO-238 OPTIONAL €▶A.505

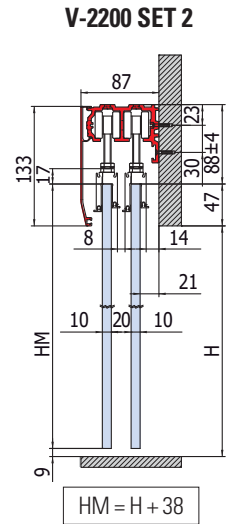
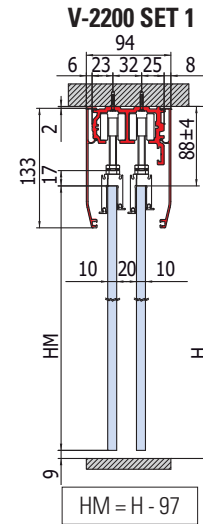
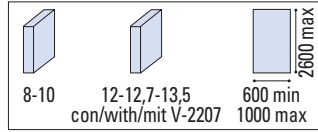


TELESCOPICO SINCRO 2 VIE



V-2200

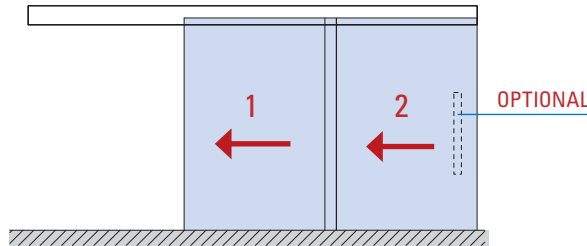
TRASCINAMENTO SINCRO CON CINGHIA
SINCRO DRAGGING SYSTEM WITH TOOTHED BELT
SINCRO MITNEHMER KIT MIT ZAHNRIEMEN



V-2200 SET 1

€▶A.527

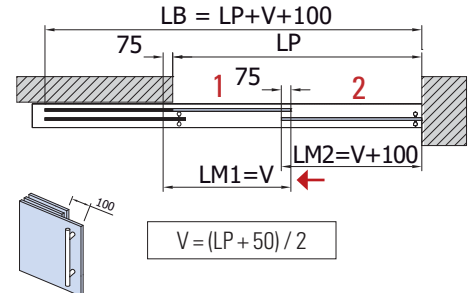
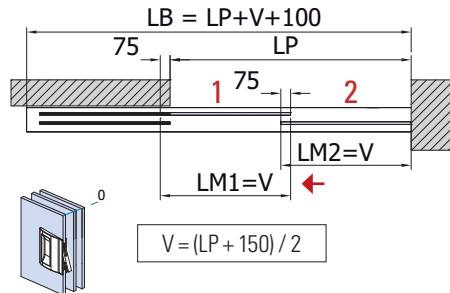
- Soffitto • Ceiling • Decke
- Sistema per 2 ante scorrevoli telescopiche con kit di trascinamento Sincro, fissaggio a soffitto
- Telescopic sliding door system 2-ways with Sincro dragging mechanism, ceiling installation
- Teleskopisches Schiebetürsystem 2-läufig mit Sincro Mitnehmer Kit, Deckenmontage



V-2200 SET 2


€▶A.528

- Parete • Wall • Wand
- Sistema per 2 ante scorrevoli telescopiche con kit di trascinamento Sincro, fissaggio a parete
- Telescopic sliding door system 2-ways with Sincro dragging mechanism, wall installation
- Teleskopisches Schiebetürsystem 2-läufig mit Sincro Mitnehmer Kit, Wandmontage



xla322 / xme228 / xme228-A

COMPONENTI / COMPONENTS / EINZELTEILE ▶ 146



Cod.	Fin. / Fin. / Oberf.	V-2200 SET 1 FIX	V-2200 SET 1-MIS	V-2200 SET 2 FIX	V-2200 SET 2-MIS
V-2200 L=2000 L=3000 L=4000 L=6000	-	1	-	1	-
V-2200-MIS L=1500→6000	-	-	1	-	1
V-2101 L=2000 L=3000 L=4000 L=6000	AN / IXE	2	-	1	-
V-2101-MIS L=1500→6000	AN / IXE	-	2	-	1
V-2203	-	1	1	1	1
V-2206	-	1	1	1	1
V-2204 Soft-close (OPTIONAL)	-	(1)	(1)	(1)	(1)
V-2208-P Tappo per parete / Endcap for wall / Endkappe für Wand	AN	-	-	1	1
V-2208-S Tappo per soffitto / Endcap for ceiling / Endkappe für Decke	AN	1	1	-	-

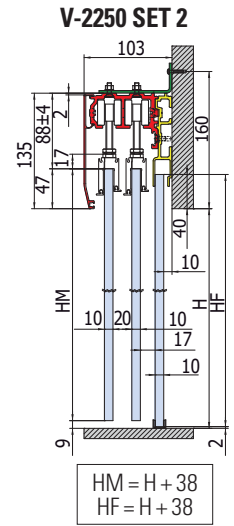
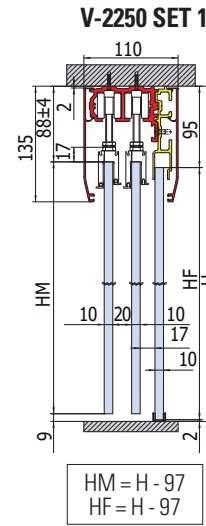
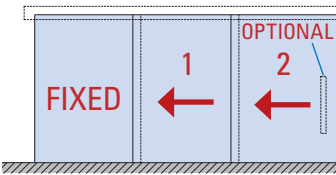
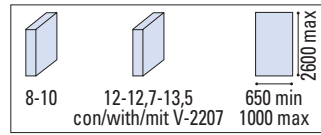


TELESCOPICO SINCRO 2 VIE+FISSO



V-2250

TRASCINAMENTO SINCRO CON CINGHIA
 SINCRO DRAGGING SYSTEM WITH TOOTHED BELT
 SINCRO MITNEHMER KIT MIT ZAHNRIEMEN

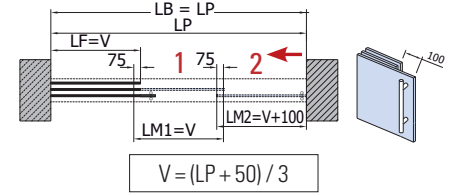
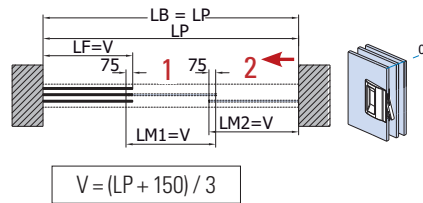


V-2250 SET 1

€▶A.529

• Soffitto • Ceiling • Decke

- Sistema per 2 ante scorrevoli telescopiche e vetro fisso, con kit di trascinamento Sincro, fissaggio a soffitto
- Telescopic sliding door system 2-ways and fixed panel, with Sincro dragging mechanism, ceiling installation
- Teleskopisches Schiebetürsystem 2-läufig mit Seitenteil, mit Sincro Mitnehmer Kit, Deckenmontage

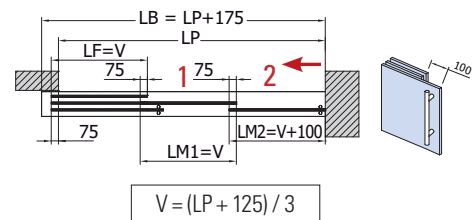
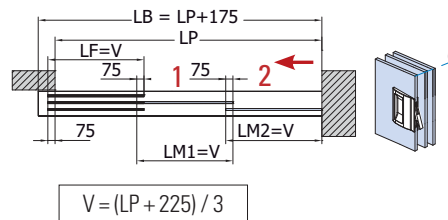


V-2250 SET 2

€▶A.530

• Parete • Wall • Wand


- Sistema per 2 ante scorrevoli telescopiche e vetro fisso, con kit di trascinamento Sincro, fissaggio a parete
- Telescopic sliding door system 2-ways and fixed panel, with Sincro dragging mechanism, wall installation
- Teleskopisches Schiebetürsystem 2-läufig mit Seitenteil, mit Sincro Mitnehmer Kit, Wandmontage



TELESCOPIC

xla322 / xme228-A/B

COMPONENTI / COMPONENTS / EINZELTEILE ▶ 146



OPTIONAL		VP-019-MT	VP-018-MT	VP-019-MT	VP-019-MT
VP-019-MT	VP-018-MT				
2	3	8	10	12	
		1000 mm			
		2000 mm			
		3000 mm			

- Guarnizioni per sede vetro fisso
- Gaskets for fixed glass
- Dichtungen für Seitenteil

Cod.	Fin. / Fin. / Oberf.	V-2250 SET 1 FIX	V-2250 SET 1-MIS	V-2250 SET 2 FIX	V-2250 SET 2-MIS
V-2200	L=2000 L=3000 L=4000 L=6000	1	-	1	-
V-2200-MIS	L = 1500 → 6000	-	1	-	1
V-2101	L=2000 L=3000 L=4000 L=6000	2	-	1	-
V-2101-MIS	L = 1500 → 6000	-	2	-	1
V-2104	L=2000 L=3000 L=4000 L=6000	1	-	1	-
V-2104-MIS	L = 1500 → 6000	-	1	-	1
V-2203	-	1	1	1	1
V-2206	-	1	1	1	1
V-2205	Staffa / Bracket / Winkelverbinder	-	-	1 x 400 mm	1 x 400 mm
V-2204	Soft-close (OPTIONAL)	(1)	(1)	(1)	(1)
V-2209-P	Tappo per parete / Endcap for wall / Endkappe für Wand	-	-	1	1
V-2209-S	Tappo per soffitto / Endcap for ceiling / Endkappe für Decke	1	1	-	-

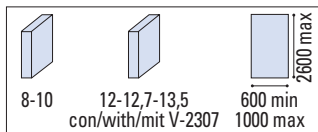


TELESCOPICO SINCRO 3 VIE

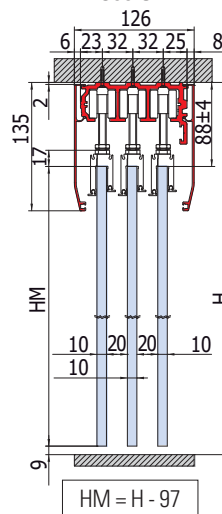


V-2300

TRASCINAMENTO SINCRO CON CINGHIA
SINCRO DRAGGING SYSTEM WITH TOOTHED BELT
SINCRO MITNEHMER KIT MIT ZAHNRIEMEN

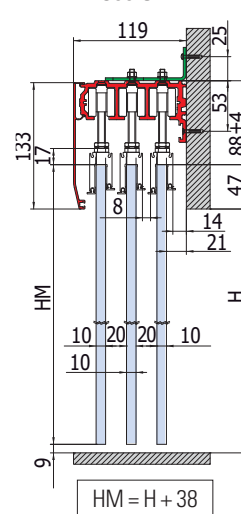


V-2300 SET 1



$$HM = H - 97$$

V-2300 SET 2



$$HM = H + 38$$

V-2300 SET 1

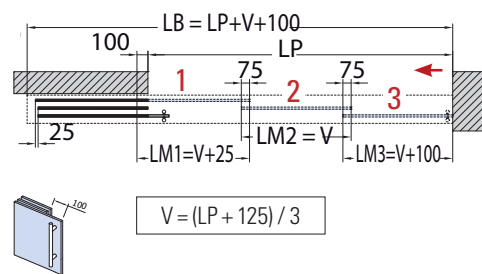
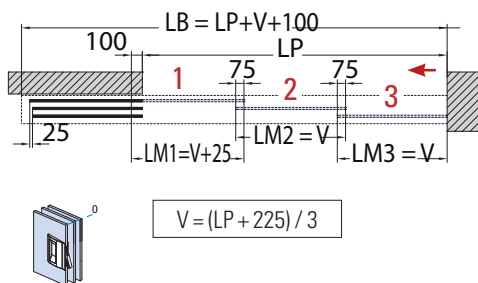
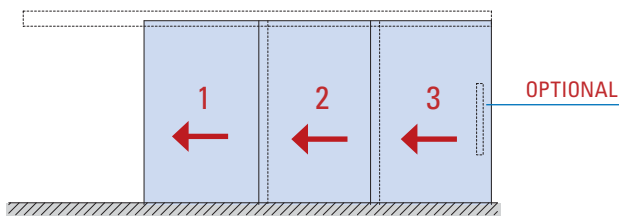
€ ▶ A.545

- Soffitto • Ceiling • Decke
- Sistema per 3 ante scorrevoli telescopiche con kit di trascinamento Sincro, fissaggio a soffitto
- Telescopic sliding door system 3-ways with Sincro dragging mechanism, ceiling installation
- Teleskopisches Schiebetürsystem 3-läufig mit Sincro Mitnehmer Kit, Deckenmontage

V-2300 SET 2

€ ▶ A.546

- Parete • Wall • Wand
- Sistema per 3 ante scorrevoli telescopiche con kit di trascinamento Sincro, fissaggio a parete
- Telescopic sliding door system 3-ways with Sincro dragging mechanism, wall installation
- Teleskopisches Schiebetürsystem 3-läufig mit Sincro Mitnehmer Kit, Wandmontage



xla323 / xme227-A

COMPONENTI / COMPONENTS / EINZELTEILE ▶ 146



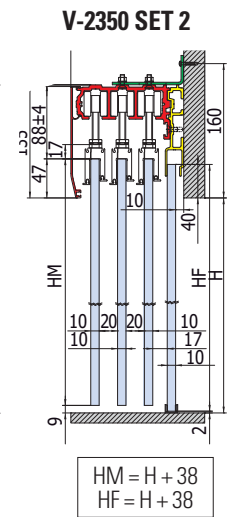
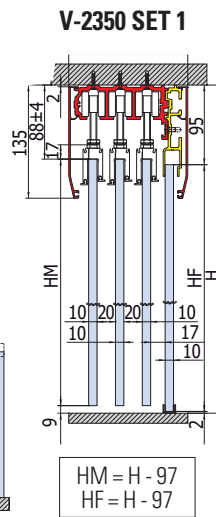
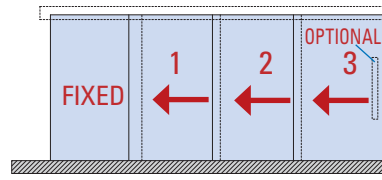
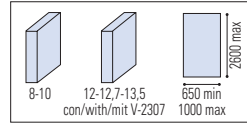
Cod.	Fin. / Fin. / Oberf.	V-2300 SET 1 FIX	V-2300 SET 1-MIS	V-2300 SET 2 FIX	V-2300 SET 2-MIS
V-2300 L=2000 L=3000 L=4000 L=6000	-1	-	1	-	-
V-2300-MIS L=1500→6000	-	-	1	-	1
V-2101 L=2000 L=3000 L=4000 L=6000	AN / IXE2	-	1	-	-
V-2101-MIS L=1500→6000	AN / IXE	-	2	-	1
V-2303	1	1	1	1	-
V-2306	1	1	1	1	-
V-2205 Staffa / Bracket / Winkelverbinder	-	-	-	1 x 400 mm	1 x 400 mm
V-2204 Soft-close (OPTIONAL) -	-	(1)	(1)	(1)	(1)
V-2308-P Tappo per parete / Endcap for wall / Endkappe für Wand	AN	-	-	1	1
V-2308-S Tappo per soffitto / Endcap for ceiling / Endkappe für Decke	AN	1	-	-	-



TELESCOPICO SINCRO 3 VIE+FISSO



V-2350
 TRASCINAMENTO SINCRO CON CINGHIA
 SINCRO DRAGGING SYSTEM WITH TOOTHED BELT
 SINCRO MITNEHMER KIT MIT ZAHNRIEMEN

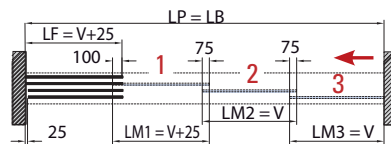


V-2350 SET 1

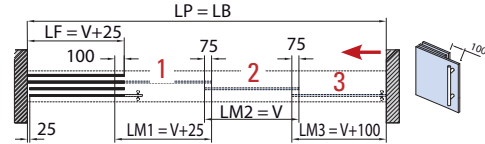
€▶A.547

• Soffitto • Ceiling • Decke

- Sistema per 3 ante scorrevoli telescopiche e vetro fisso, con kit di trascinamento Sincro, fissaggio a soffitto
- Telescopic sliding door system 3-ways and fixed panel, with Sincro dragging mechanism, ceiling installation
- Teleskopisches Schiebetürsystem 3-läufig mit Seitenteil, mit Sincro Mitnehmer Kit, Deckenmontage



$$V = (LP + 200) / 4$$



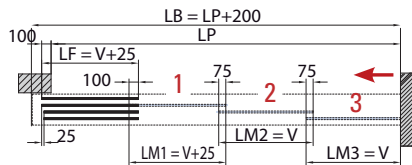
$$V = (LP + 100) / 4$$

V-2350 SET 2

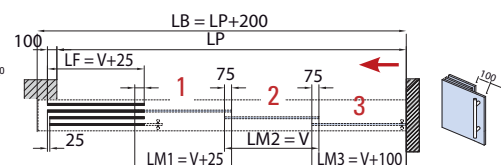
€▶A.548

• Parete • Wall • Wand

- Sistema per 3 ante scorrevoli telescopiche e vetro fisso, con kit di trascinamento Sincro, fissaggio a parete
- Telescopic sliding door system 3-ways and fixed panel, with Sincro dragging mechanism, wall installation
- Teleskopisches Schiebetürsystem 3-läufig mit Seitenteil, mit Sincro Mitnehmer Kit, Wandmontage



$$V = (LP + 300) / 4$$



$$V = (LP + 200) / 4$$

TELESCOPIC

xla323 / xme227-B

COMPONENTI / COMPONENTS / EINZELTEILE ▶ 146



OPTIONAL		VP-019-MT	VP-018-MT	VP-019-MT	VP-019-MT
VP-019-MT	VP-018-MT				
1000 mm	2	3	8	10	12
2000 mm					
3000 mm					

- Guarnizioni per sede vetro fisso
- Gaskets for fixed glass
- Dichtungen für Seitenteil

Cod.	Fin. / Fin. / Oberf.	V-2350 SET 1 FIX	V-2350 SET 1-MIS	V-2350 SET 2 FIX	V-2350 SET 2-MIS
V-2300 L=2000 L=3000 L=4000 L=6000	-	1	-	1	-
V-2300-MIS L = 1500 → 6000	-	-	1	-	1
V-2101 L=2000 L=3000 L=4000 L=6000	AN / IXE	2	-	1	-
V-2101-MIS L = 1500 → 6000	AN / IXE	-	2	-	1
V-2104 L=2000 L=3000 L=4000 L=6000	-	1	-	1	-
V-2104-MIS L = 1500 → 6000	-	-	1	-	1
V-2303	-	1	1	1	1
V-2306	-	1	1	1	1
V-2205 Staffa / Bracket / Winkelverbinder	-	-	-	1 x 400 mm	1 x 400 mm
V-2204 Soft-close (OPTIONAL)	-	(1)	(1)	(1)	(1)
V-2309-P Tappo per parete / Endcap for wall / Endkappe für Wand	AN	-	-	1	1
V-2309-S Tappo per soffitto / Endcap for ceiling / Endkappe für Decke	AN	1	1	-	-

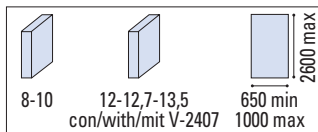


TELESCOPICO SINCRO 4 VIE

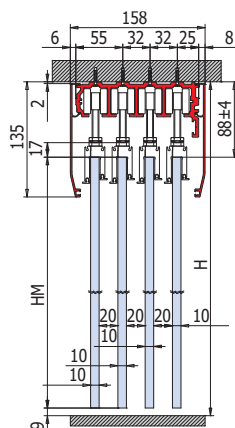


V-2400

TRASCINAMENTO SINCRO CON CINGHIA
SINCRO DRAGGING SYSTEM WITH TOOTHED BELT
SINCRO MITNEHMER KIT MIT ZAHNRIEMEN

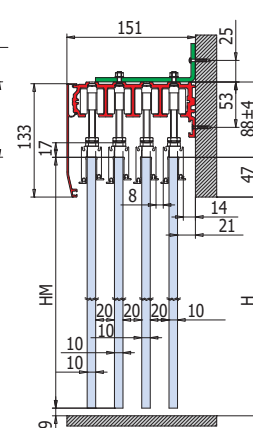


V-2400 SET 1



$$HM = H - 97$$

V-2400 SET 2



$$HM = H + 38$$

V-2400 SET 1

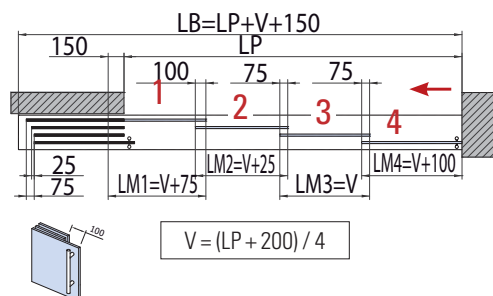
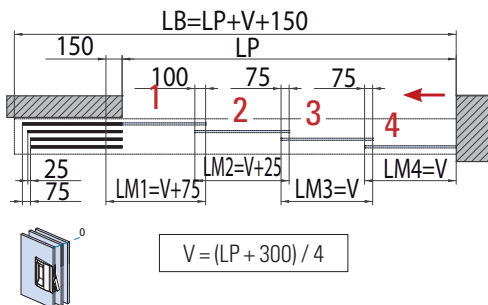
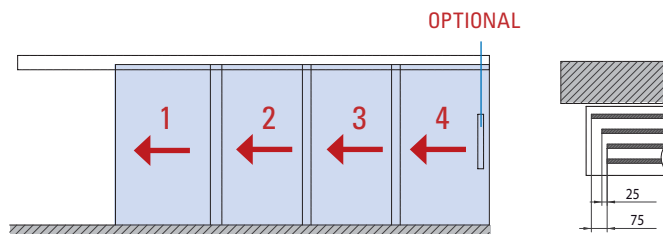
€▶A.562

- Soffitto • Ceiling • Decke
- Sistema per 4 ante scorrevoli telescopiche con kit di trascinamento Sincro, fissaggio a soffitto
- Telescopic sliding door system 4-ways with Sincro dragging mechanism, ceiling installation
- Teleskopisches Schiebetürsystem 4-läufig mit Sincro Mitnehmer Kit, Deckenmontage

V-2400 SET 2

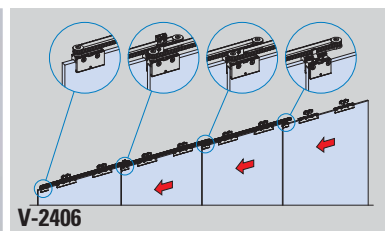

€▶A.563

- Parete • Wall • Wand
- Sistema per 4 ante scorrevoli telescopiche con kit di trascinamento Sincro, fissaggio a parete
- Telescopic sliding door system 4-ways with Sincro dragging mechanism, wall installation
- Teleskopisches Schiebetürsystem 4-läufig mit Sincro Mitnehmer Kit, Wandmontage



xla335 / xla335d

COMPONENTI / COMPONENTS / EINZELTEILE ▶ 146



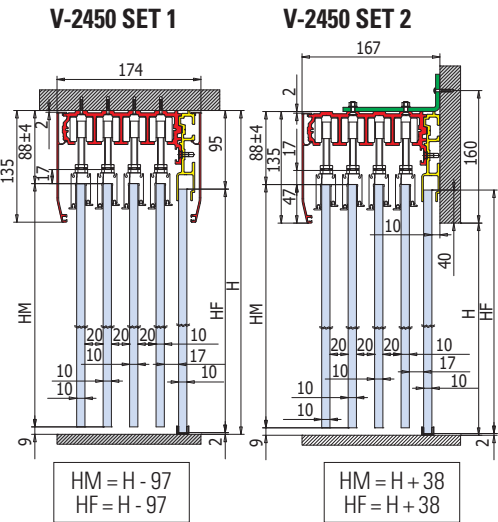
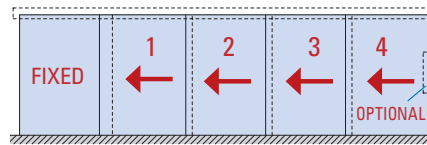
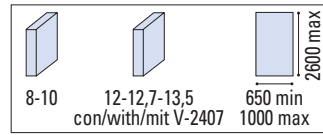
Cod.	Fin. / Fin. / Oberf.	V-2400 SET 1 FIX	V-2400 SET 1-MIS	V-2400 SET 2 FIX	V-2400 SET 2-MIS
V-2400 L=2000 L=3000 L=4000 L=6000	-	1	-	1	-
V-2400-MIS L=1500→6000	-	-	1	-	1
V-2101 L=2000 L=3000 L=4000 L=6000	AN / IXE	2	-	1	-
V-2101-MIS L=1500→6000	AN / IXE	-	2	-	1
V-2403	-	1	1	1	1
V-2406	-	1	1	1	1
V-2405 Staffa / Bracket / Winkelverbinder	-	-	-	1 x 400 mm	1 x 400 mm
V-2204 Soft-close (OPTIONAL)	-	(1)	(1)	(1)	(1)
V-2408-P Tappo per parete / Endcap for wall / Endkappe für Wand	AN	-	-	1	1
V-2408-S Tappo per soffitto / Endcap for ceiling / Endkappe für Decke	AN	1	1	-	-



TELESCOPICO SINCRO 4 VIE+FISSO



V-2450
 TRASCINAMENTO SINCRO CON CINGHIA
 SINCRO DRAGGING SYSTEM WITH TOOTHED BELT
 SINCRO MITNEHMER KIT MIT ZAHNRIEMEN

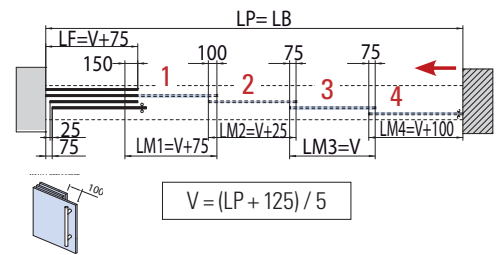
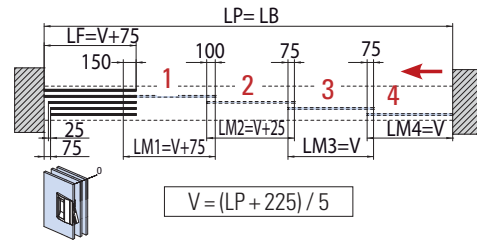


V-2450 SET 1

€ ▶ A.564

• Soffitto • Ceiling • Decke

- Sistema per 4 ante scorrevoli telescopiche e vetro fisso, con kit di trascinamento Sincro, fissaggio a soffitto
- Telescopic sliding door system 4-ways and fixed panel, with Sincro dragging mechanism, ceiling installation
- Teleskopisches Schiebetürsystem 4-läufig mit Seitenteil, mit Sincro Mitnehmer Kit, Deckenmontage

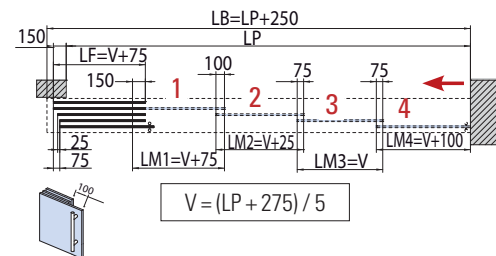
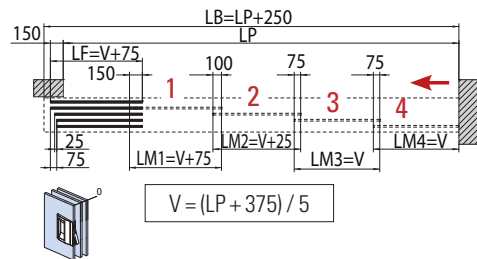


V-2450 SET 2

€ ▶ A.565

• Parete • Wall • Wand

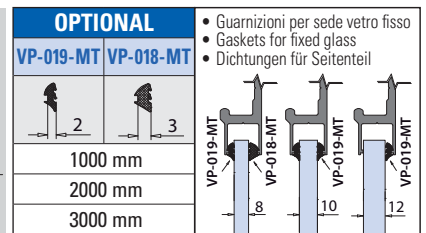
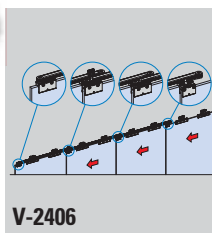
- Sistema per 4 ante scorrevoli telescopiche e vetro fisso, con kit di trascinamento Sincro, fissaggio a parete
- Telescopic sliding door system 4-ways and fixed panel, with Sincro dragging mechanism, wall installation
- Teleskopisches Schiebetürsystem 4-läufig mit Seitenteil, mit Sincro Mitnehmer Kit, Wandmontage



TELESCOPIC

xla335 / xla335e

COMPONENTI / COMPONENTS / EINZELTEILE ▶ 146



Cod.	Fin. / Fin. / Oberfl.	V-2450 SET 1 FIX	V-2450 SET 1-MIS	V-2450 SET 2 FIX	V-2450 SET 2-MIS
V-2400 L=2000 L=3000 L=4000 L=6000	-	1	-	1	-
V-2400-MIS L = 1500 → 6000	-	-	1	-	1
V-2101 L=2000 L=3000 L=4000 L=6000	AN / IXE	2	-	1	-
V-2101-MIS L = 1500 → 6000	AN / IXE	-	2	-	1
V-2104 L=2000 L=3000 L=4000 L=6000	-	1	-	1	-
V-2104-MIS L = 1500 → 6000	-	-	1	-	1
V-2403	-	1	1	1	1
V-2406	-	1	1	1	1
V-2405 Staffa / Bracket / Winkelverbinder	-	-	-	1 x 400 mm	1 x 400 mm
V-2204 Soft-close (OPTIONAL)	-	(1)	(1)	(1)	(1)
V-2409-P Tappo per parete / Endcap for wall / Endkappe für Wand	AN	-	-	1	1
V-2409-S Tappo per soffitto / Endcap for ceiling / Endkappe für Decke	AN	1	1	-	-

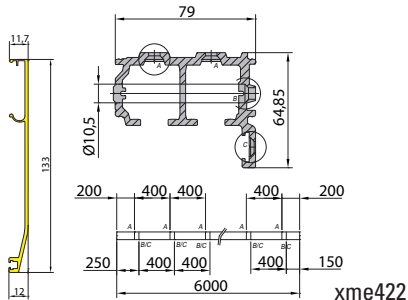
TELESCOPICO SINCRO

COMPONENTI / COMPONENTS / EINZELTEILE



- V-2200**
- Binario Telescopico 2 vie.
 - Track profile Telescopic 2-ways.
 - Laufschienenprofil Telescopisch 2-läufig

€▶A.531



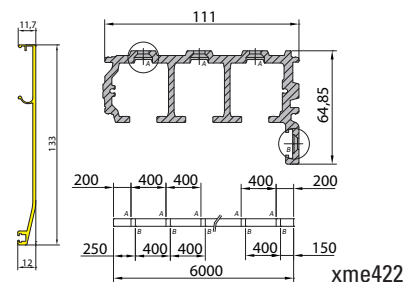
V-2101 €▶A.532

- Veletta per V-2200/2250/2300/2350
- Cover profile for V-2200/2250/2300/2350
- Verkleidungsprofil aluminium für V-2200/2250/2300/2350




- V-2300**
- Binario Telescopico 3 vie.
 - Track profile Telescopic 3-ways.
 - Laufschienenprofil Telescopisch 3-läufig

€▶A.549



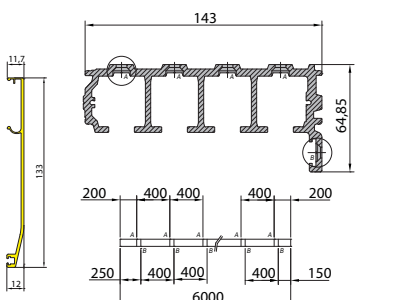
V-2101 €▶A.550

- Veletta per V-2200/2250/2300/2350
- Cover profile for V-2200/2250/2300/2350
- Verkleidungsprofil aluminium für V-2200/2250/2300/2350



- V-2400**
- Binario Telescopico 4 vie
 - Track profile Telescopic 4-ways
 - Laufschienenprofil Telescopisch 4-läufig

€▶A.566



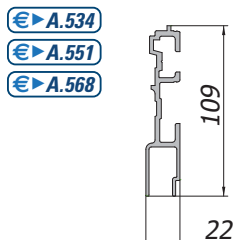
V-2101 €▶A.567

- Veletta per V-2200/2250/2300/2350
- Cover profile for V-2200/2250/2300/2350
- Verkleidungsprofil aluminium für V-2200/2250/2300/2350



- V-2104**
- Profilo per vetro fisso per binario V-2200/2300/2400
 - Side panel profile for track profile V-2200/2300/2400
 - Seitenteilprofil für Laufschiene V-2200/2300/2400

€▶A.544

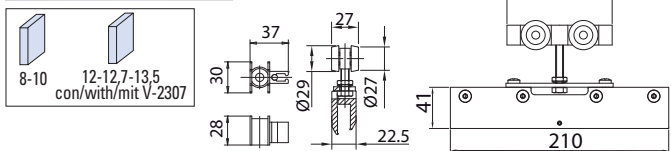


OPTIONAL	
VP-019-MT	VP-018-MT
1000 mm	
2000 mm	
3000 mm	
<ul style="list-style-type: none"> • Guarnizioni per sede vetro fisso • Gaskets for fixed glass • Dichtungen für Seitenteil 	
8	10
12	12
€▶A.561	€▶A.578



- V-2203**
- Set di accessori per 2 ante scorrevoli composto da: N° 4 carrelli pinze N° 4 fermacarrello
 - Sliding accessory set for 2 panels complete with: N°4 clamps carriers - N°4 endstops
 - ZUBEHÖR komplett mit: N° 4 Klemm-Laufwagen N° 4 Endanschläge

€▶A.535

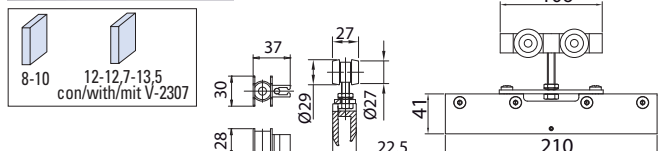


8-10 12-12,7-13,5 con/with/mit V-2307




- V-2303**
- Set di accessori per tre ante scorrevoli composto da: N° 6 carrelli, N° 6 fermacarrelli, N° 6 pinze
 - Sliding accessory set for 3 panels complete with: N°6 clamps carriers - N°6 endstops
 - Zubehör komplett für 3 Schiebetüren mit: N° 6 Klemm-Laufwagen, N° 6 Endanschläge

€▶A.552

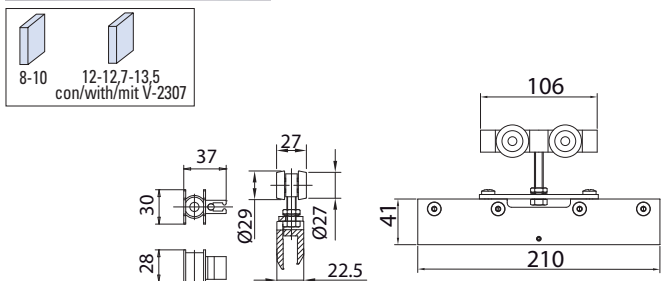


8-10 12-12,7-13,5 con/with/mit V-2307




- V-2403**
- Set di accessori per 4 ante scorrevoli composto da: N° 8 carrelli pinze N° 8 fermacarrello
 - Sliding accessory set for 4 panels complete with: N°8 clamps carriers - N°8 endstops
 - Zubehör komplett für 4 Schiebetüren mit: N° 8 Klemm-Laufwagen N° 8 Endanschläge

€▶A.571

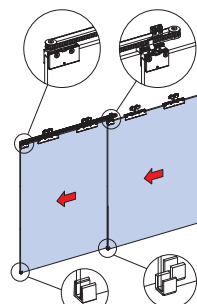


8-10 12-12,7-13,5 con/with/mit V-2307



- V-2206**
- Kit morsetti trascinamento SINCRO 2 ante scorrevoli composto di guide a pavimento V-012 e V-099-B
 - Dragging kit SINCRO for 2 sliding panel, with floor guides V-012 and V-099-B
 - Mitnehmer kit SINCRO für 2 bewegliche Schiebetüren mit Bodenführungen V-012 und V-099-B

€▶A.536



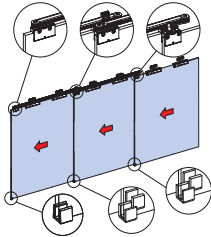
xme422

TELESCOPIC


V-2306

€▶A.553

- Kit morsetti trascinamento SINCRO per 3 ante scorrevoli con guide a pavimento V-012 e V-099-B
- Dragging kit SINCRO for 3 sliding panel, with floor guides V-012 and V-099-B
- Mitnehmer set SINCRO für 3 Schiebetüren inkl. Bodenführungen V-012 und V-099-B

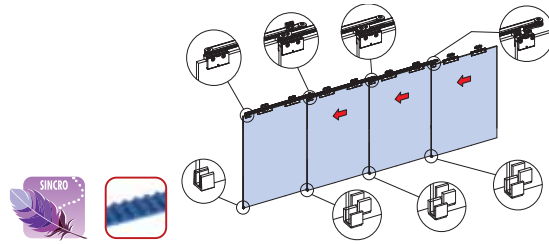


xme422

V-2406

€▶A.570

- Kit morsetti trascinamento SINCRO per 4 ante scorrevoli con guide a pavimento V-012 e V-099-B
- Dragging kit SINCRO for 4 sliding panel, with floor guides V-012 and V-099-B
- Mitnehmer set SINCRO für 4 Schiebetüren inkl. Bodenführungen V-012 und V-099-B

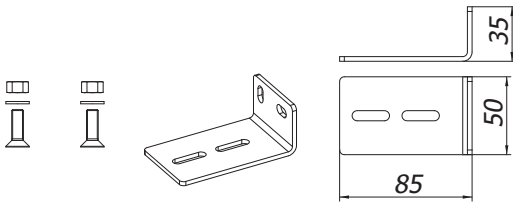


xme422

V-2205

€▶A.555

- 1 Pezzo staffe per fissaggio a parete binari V-2200/V-2300 (circa 1 pezzo ogni 400 mm)
- 1 pcs fixing bracket for wall installation track profiles V-2200/V-2300 (about 1 piece every 400 mm)
- 1 Stück Winkelverbinder für Wandmontage laufschiene V-2200/V-2300 (1 Stück je ca. 400 mm)

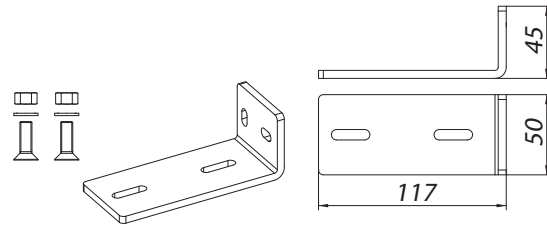


xla322b

V-2405

€▶A.572

- 1 Pezzo staffe per fissaggio a parete binari V-2400 (circa 1 pezzo ogni 400 mm)
- 1 pcs fixing bracket for wall installation track profiles V-2400 (about 1 piece every 400 mm)
- 1 Stück Winkelverbinder für Wandmontage laufschiene V-2400 (1 Stück je ca. 400 mm)



xla335b

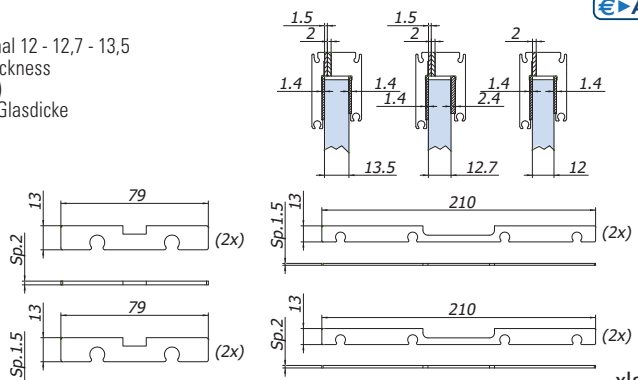
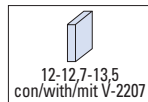

V-2204

- Optional stopper Soft-close (in chiusura) per scorrevole Telescopico sincro
- Optional stopper with Soft-close mechanism (only closing) for sliding system Telescopico sincro
- Optional stopper mit Soft-close (nur in Schliessrichtung) für system Telescopico sincro

 €▶A.539
 €▶A.556

V-2207

- Kit spessori vetro optional 12 - 12,7 - 13,5
- Set spacers for glass thickness 12 - 12,7 - 13,5 (optional)
- Kit Distanzscheiben für Glasdicke optional 12 - 12,7 - 13,5

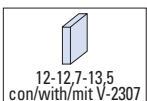
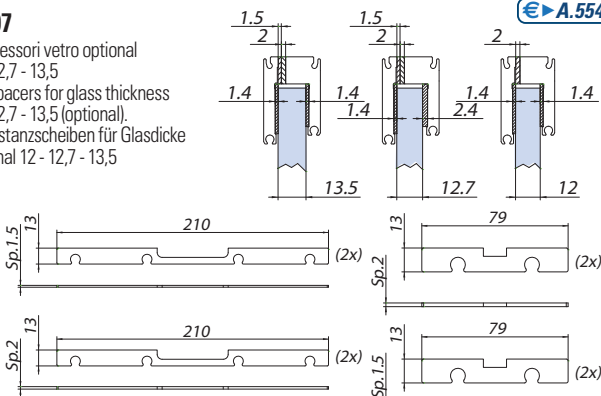


xla322b

V-2307

- Kit spessori vetro optional 12 - 12,7 - 13,5
- Set spacers for glass thickness 12 - 12,7 - 13,5 (optional)
- Kit Distanzscheiben für Glasdicke optional 12 - 12,7 - 13,5

€▶A.554

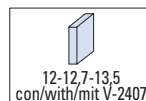
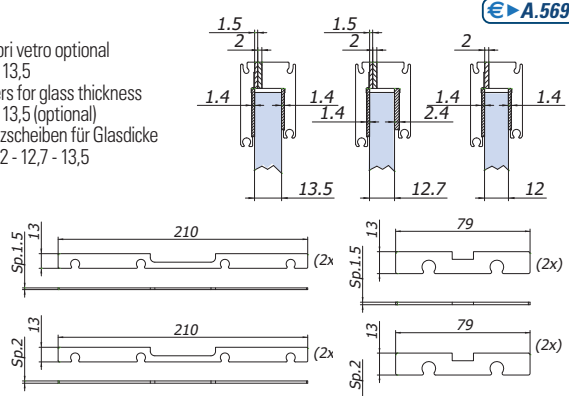


xla323b

V-2407

- Kit spessori vetro optional 12 - 12,7 - 13,5
- Set spacers for glass thickness 12 - 12,7 - 13,5 (optional)
- Kit Distanzscheiben für Glasdicke optional 12 - 12,7 - 13,5

€▶A.569

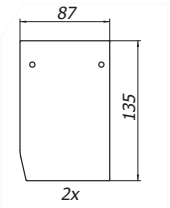
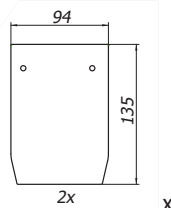
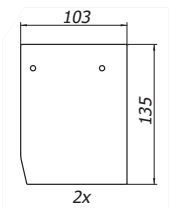
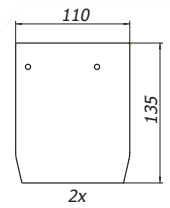
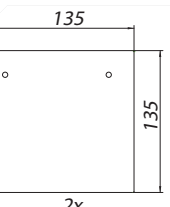
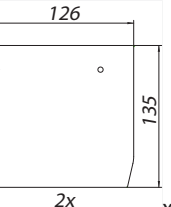
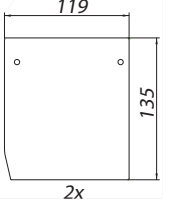
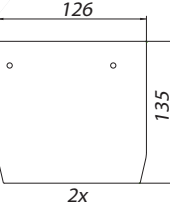
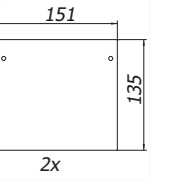
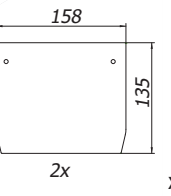
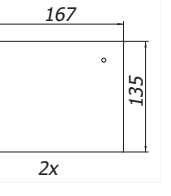
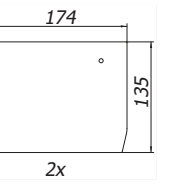


xla322b

TELESCOPIC

TELESCOPICO SINCRO

COMPONENTI / COMPONENTS / EINZELTEILE

<p>V-2208-P €▶A.540</p> <ul style="list-style-type: none"> Paio tappi finali per montaggio a parete 2 vie V-2200 Pair endcaps for 2-ways V-2200 for wall installation. Paar Endkappen für Wandmontage 2-läufig V-2200 <p>AN</p> 	<p>V-2208-S €▶A.541</p> <ul style="list-style-type: none"> Paio tappi finali per montaggio a soffitto 2 vie V-2200 Pair endcaps for 2-ways V-2200 for ceiling installation. Paar Endkappen für Deckenmontage 2-läufig V-2200 <p>AN</p>  <p>xla322b</p>	<p>V-2209-P €▶A.542</p> <ul style="list-style-type: none"> Paio tappi per binario 2 vie V-2200 con profilo fisso V-2104 montaggio a parete Pair endcaps for 2-ways V-2200 and profile V-2104 for wall installation Paar Endkappen für Schiene 2-läufig V-2200 und Profil V-2104. Wandmontage <p>AN</p> 	<p>V-2209-S €▶A.543</p> <ul style="list-style-type: none"> Paio tappi per binario 2 vie V-2200 con profilo fisso V-2104. Montaggio a soffitto Pair endcaps for 2-ways V-2200 and profile V-2104 for ceiling installation Paar Endkappen für Schiene 2-läufig V-2200 und Profil V-2104. Deckenmontage <p>AN</p>  <p>xla322b</p>
<p>V-2309-P €▶A.559</p> <ul style="list-style-type: none"> Paio tappi per binario 3 vie V-2300 con profilo fisso V-2104 montaggio a parete Pair endcaps for 3-ways V-2300 and profile V-2104 for wall installation Paar Endkappen für Schiene 3-läufig V-2300 und Profil V-2104. Wandmontage <p>AN</p> 	<p>V-2309-S €▶A.560</p> <ul style="list-style-type: none"> Paio tappi per binario 3 vie V-2300 con profilo fisso V-2104 Montaggio a soffitto Pair endcaps for 2-ways V-2300 and profile V-2104 for ceiling installation. Paar Endkappen für Schiene 3-läufig V-2300 und Profil V-2104. Deckenmontage <p>AN</p>  <p>xla322b</p>	<p>V-2308-P €▶A.557</p> <ul style="list-style-type: none"> Paio tappi finali per montaggio a parete 3 vie V-2300 Pair endcaps for 3-ways V-2300 for wall installation. Paar Endkappen für Wandmontage 3-läufig V-2300 <p>AN</p> 	<p>V-2308-S €▶A.558</p> <ul style="list-style-type: none"> Paio tappi finali per montaggio a soffitto 3 vie V-2300 Pair endcaps for 3-ways V-2300 for ceiling installation Paar Endkappen für Deckenmontage 3-läufig V-2300 <p>AN</p> 
<p>V-2408-P €▶A.574</p> <ul style="list-style-type: none"> Paio tappi finali per montaggio a parete 4 vie V-2400 Pair endcaps for 4-ways V-2400 for wall installation Paar Endkappen für Wandmontage 4-läufig V-2400 <p>AN</p> 	<p>V-2408-S €▶A.575</p> <ul style="list-style-type: none"> Paio tappi finali per montaggio a soffitto 4 vie V-2400 Pair endcaps for 4-ways V-2400 for ceiling installation Paar Endkappen für Deckenmontage 4-läufig V-2400 <p>AN</p>  <p>xla335c</p>	<p>V-2409-P €▶A.576</p> <ul style="list-style-type: none"> Paio tappi per binario 4 vie V-2400 con profilo fisso V-2104. Montaggio a parete Pair endcaps for 4-ways V-2400 and profile V-2104 for wall installation Paar Endkappen für Schiene 4-läufig V-2400 und Profil V-2104. Wandmontage <p>AN</p> 	<p>V-2409-S €▶A.577</p> <ul style="list-style-type: none"> Paio tappi per binario 4 vie V-2400 con profilo fisso V-2104. Montaggio a soffitto Pair endcaps for 4-ways V-2400 and profile V-2104 for ceiling installation Paar Endkappen für Schiene 4-läufig V-2400 und Profil V-2104. Deckenmontage <p>AN</p>  <p>xla335c</p>

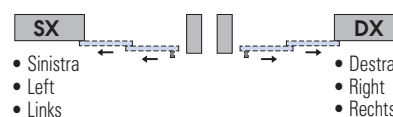
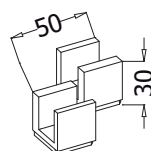
TELESCOPICO



€▶A.469

V-099-C DX / V-099-C SX

- Doppia guida a pavimento destra o sinistra
- Double floor guide right or left
- Doppel Bodenführung rechts oder links



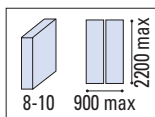


TELESCOPICO

TELESCOPICO
V-2400
► 144

SOFFIETTINO

L-2600

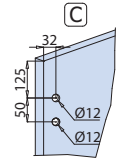
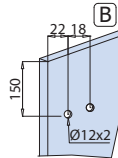
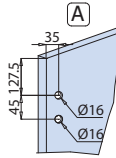
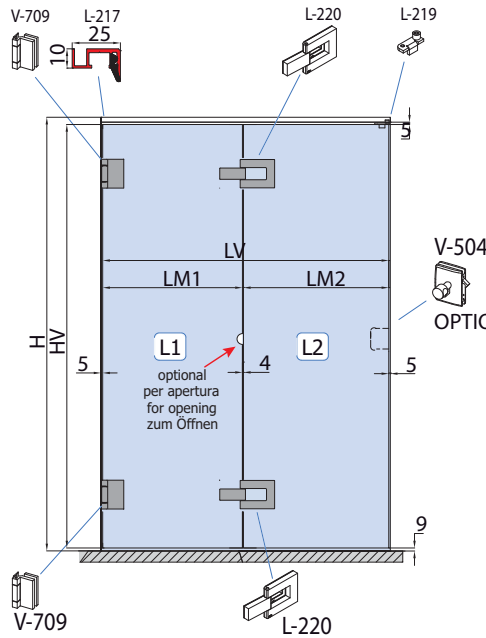


L-2600 SET 1

€▶A.479

- Sistema per porta a soffietto 2 ante in vetro
- Sliding folding system for 2 glass panels
- Raumspartür für Ganzglastüren

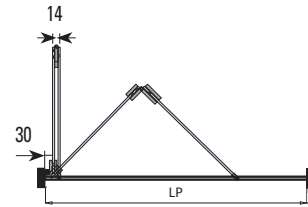
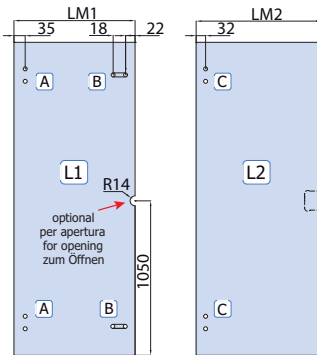
Da incollare al vetro
To be glued on glass
Auf das Glas kleben



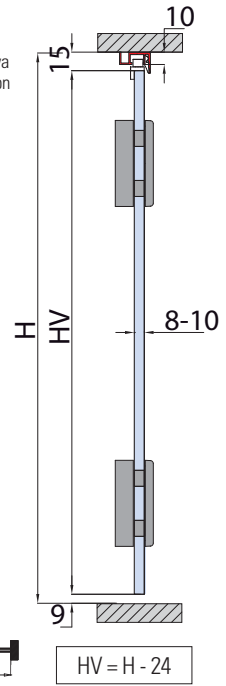
Lavorazione vetro alternativa
Alternative glass preparation
Alternativ Glasbearbeitung

Senza guida a pavimento
Without floor guide
Ohne Bodenführung

V-504
OPTIONAL



$$\begin{aligned} LV_{tot} &= LP - 14 \\ LM1 &= (LV_{tot}/2) - 11 \\ LM2 &= (LV_{tot}/2) + 11 \end{aligned}$$



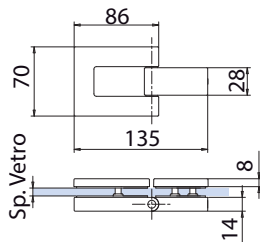
xme235c



L-220

€▶A.582

- Cerniera a scatto vetro/vetro, senza viti a vista
- Glass to glass clicking hinge, with not visible screws
- Türband Glas-Glas ohne sichtbaren Schrauben CP - NS - CR



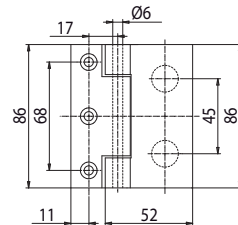
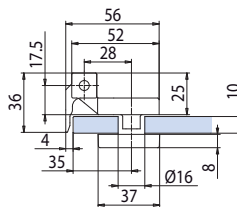
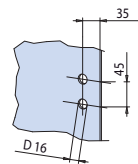
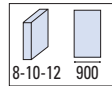
xfb-076




V-709

€▶A.581

- Cerniera verticale Libra con aletta fissaggio
- Side Hinge Libra with fixing plate
- Band Libra mit Anschraubplatte CP - NS - CR



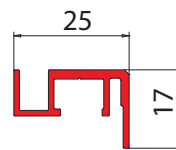
xla217



L-217

€▶A.580

- Binario
- Track profile
- Laufschiene



Cod.	Fin./Fin./Oberf.
L-217-1000 mm	AN
L-217-MIS*	AN

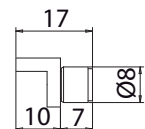
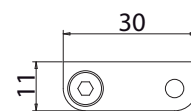
* disponibilità taglio a misura mm 1000→1200
* cut to size mm 1000→1200
* nach Mass geschnitten mm 1000→1200



L-219

- Guida superiore (da incollare al vetro)
- Top guide (to be glued on glass)
- Führung oben (auf das Glas kleben) IX

€▶A.583

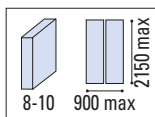


Cod.	Fin. / Fin. / Oberf.	L-2600 SET 1 FIX	L-2600 SET 1-MIS
L-217 L=1000	AN	1	-
L-217-MIS L=1000→1200	AN	-	1
L-220	CP / NS / CR	2	2
V-709	CP / NS / CR	2	2
L-219	-	1	1

SOFFIETTINI

SOFFIETTINO

L-2650

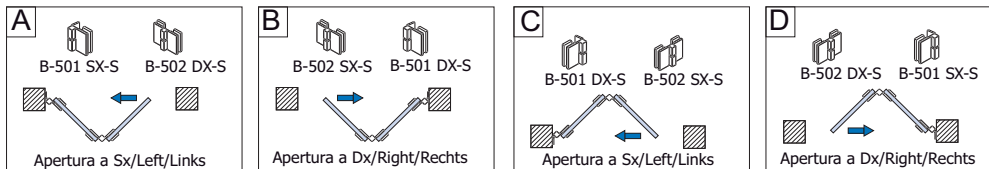
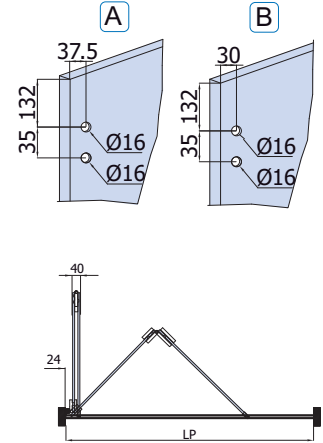
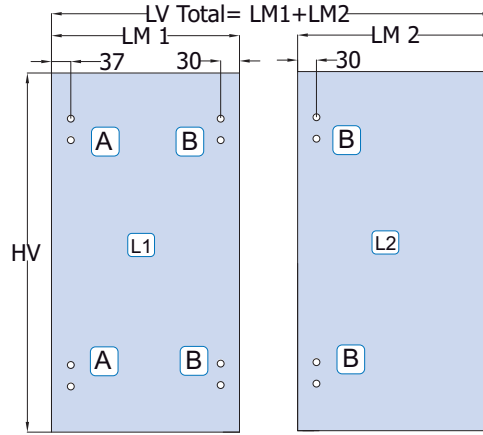
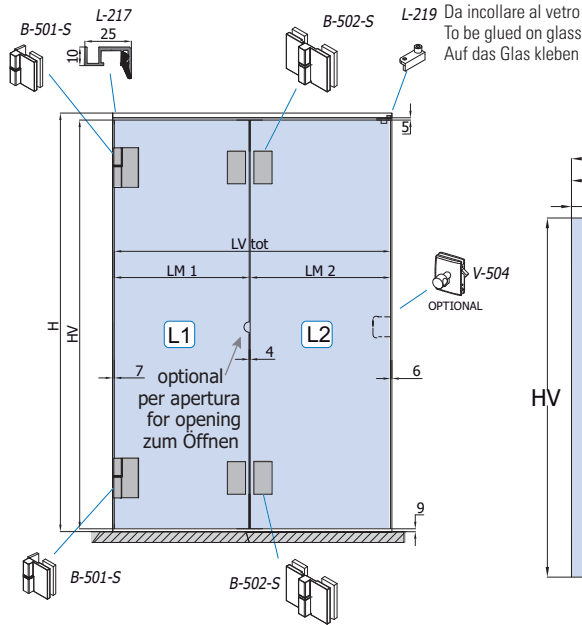


SOFFIETTINI

L-2650 SET 1

€▶A.584

- Sistema per porta a soffietto 2 ante in vetro
- Sliding folding system for 2 glass panels
- Raumspartür für Ganzglastüren



- Indicare sempre il senso di apertura
- Please specify always opening direction
- Bitte immer öffnungsrichtung angeben



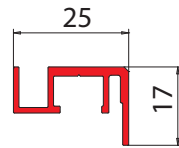
L-217

- Binario
- Track profile
- Laufschiene

€▶A.585

Cod.	Fin./Fin./Oberf.
L-217-1000 mm	AN
L-217-MIS*	AN

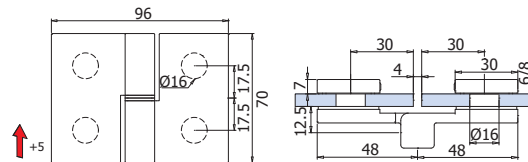
* disponibilità taglio a misura mm 1000→1200
* cut to size mm 1000→1200
* nach Mass geschnitten mm 1000→1200



B-502 DX-S B-501 SX-S

- Cerniera destra/sinistra vetro/vetro
- Materiale: Zamak
- Right/left glass to glass hinge. Material: Zamak
- Band rechts/links Glas-Glas. Material: Zamak
- CR - NS

€▶A.586



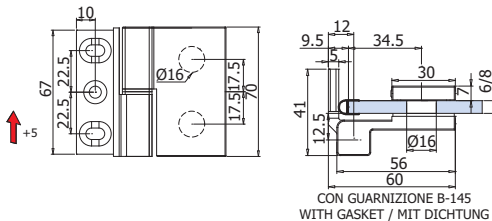
xmc016



B-501 DX-S B-501 SX-S

- Cerniera destra/sinistra vetro/muro Materiale: Zamak
- Right/Left hinge wall to glass Material: Zamak
- Band rechts/links Wand-Glas Material: Zamak
- CR - NS

€▶A.587



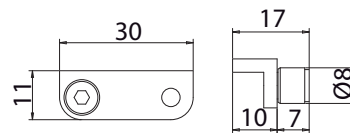
xmc016



L-219

- Guida superiore (da incollare al vetro)
- Top guide (to be glued on glass)
- Führung oben (auf das Glas kleben)
- IX

€▶A.588



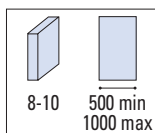
SOFFIETTINI

Cod.	Fin. / Fin. / Oberf.
L-217 L=1000	AN
L-217-MIS L=1000→1200	AN
B-501 DX/SX-S	NS / CR
B-502 DX/SX S	NS / CR
L-219	-

L-2650 SET 1 FIX	L-2650 SET 1-MIS
1	-
-	1
2	2
2	2
1	1

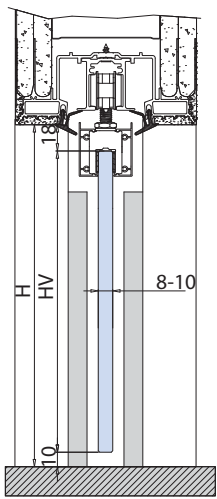
V-1664

- Pinza H30 per scorrevoli a scomparsa
- Clamp H30 for flush pocket sliding door systems
- H30 Klemmschuhe für in der Wand Laufende Türen

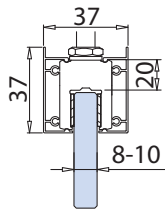


V-1664

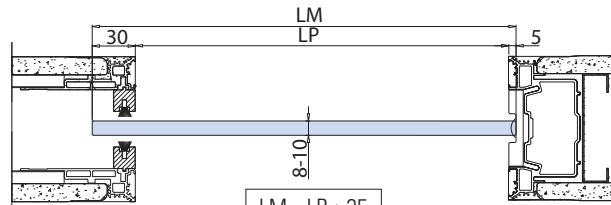
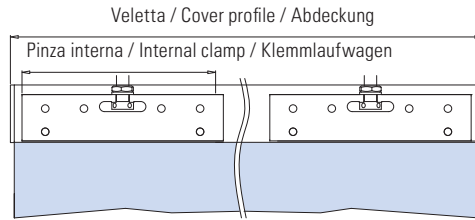
COMPONENTI / COMPONENTS / EINZELTEILE



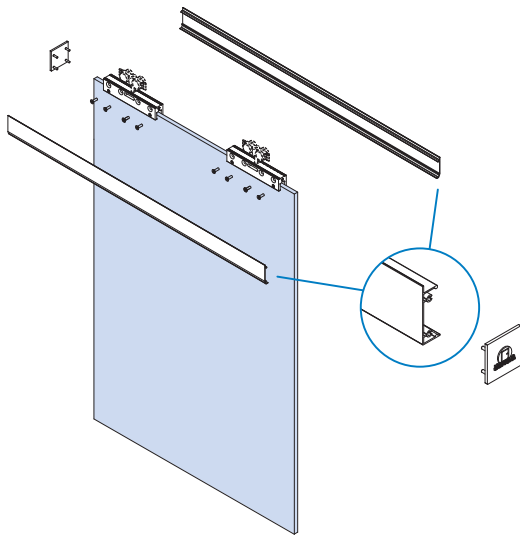
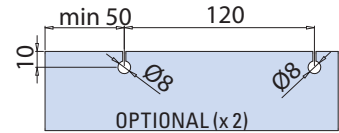
HV = H - 28




- NB**
- Controtelaio non incluso
 - Pocket system not included
 - Kastenrahmensystem nicht einschl.



LAVORAZIONE VETRO
 GLASS PREPARATION
 GLASBEARBEITUNG



- V-1661-1 (L=1000 mm)**
V-1661-1,5 (L=1500 mm)
- Kit 2 velette per pinza V-104
 - Kit 2 cover profiles for clamp V-104
 - Kit 2 Abdeckungen für Klemmschuh V-104

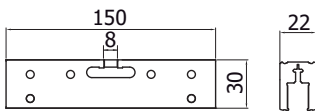


- V-1662-3 (L=3000 mm)**
V-1662-6 (L=6000 mm)
- Veletta per pinza V-104
 - Cover profile for clamp V-104
 - Abdeckung für Klemmschuh V-104


AN



- V-104**
- Pinza per vetro 8-10 mm
 - Clamp for sliding door 8/10 mm without holes
 - Klemmschuh für 8/10 mm Glas




- V-1668-C**
- Paio tappi chiusi per velette V-1661
 - Pair closed endcaps for cover profiles V-1661
 - Paar geschlossene Endkappen für Abdeckungen V-1661



- V-1668 (OPTIONAL)**
- Paio tappi (1 aperto e 1 chiuso) per velette V-1661
 - Pair endcaps (1 open and 1 closed) for cover profiles V-1661
 - Paar Endkappen (1 geöffnet und 1 geschlossen) für Abdeckungen V-1661

xme501




- V-1664-1 (L=1000 mm)**
V-1664-1,5 (L=1500 mm)
- Set di 2 pinze compreso di velette e tappi per 1 anta scorrevole
 - Set of 2 clamps with cover profiles and endcaps for 1 sliding panel
 - Set von 2 Klemmen mit Abdeckungen und Endkappen für 1 Schiebetür
- AN



A SCOMPARS A

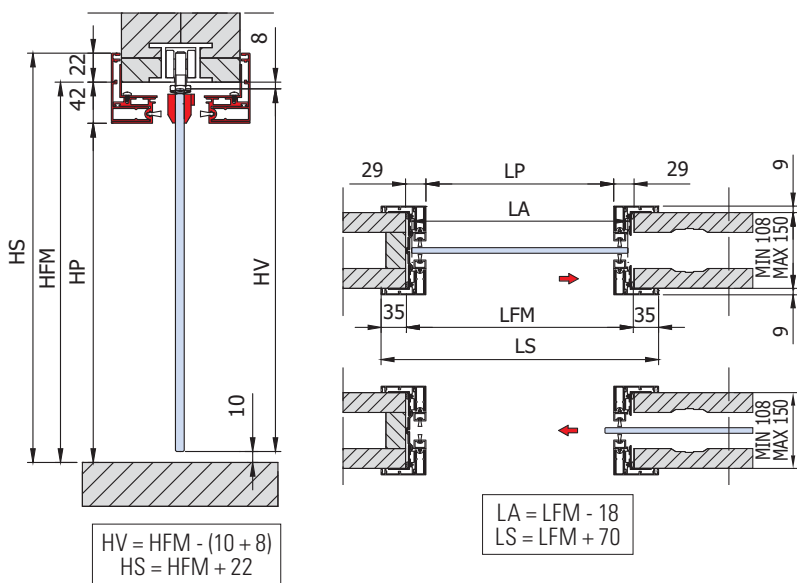
TS-04

TELAIO IN ALLUMINIO PER PORTA A SCOMPARSA / ALUMINIUM FRAME FOR FLUSH POCKET SLIDING DOOR / ALUZARGE FÜR SCHIEBETÜREN IN DER WAND LAUFEND




- Con anta tutto-vetro con pinze V-011
- With frameless glass door and clamps V-011
- Mit Ganzglasschiebetüren und V-011 Klemmen

€ ▶ D.286



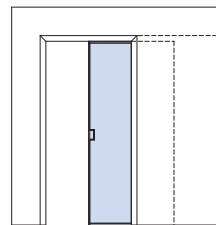
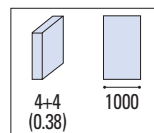
TS-04					
VERSIONE CON ANTA IN VETRO VERSION WITH FRAMELESS DOOR MIT GANZGLASSCHIEBETÜREN					
VETRO GLASS GLAS		FORO SU MURO WALLING UP HOLE EINBAULICHTE		LUCE PASSAGGIO PASSAGE CLEARANCE DURCHGANG	
LV	HV	LFM	HFM	LP	HP
Larghezza Width Breite	Altezza Height Höhe	Larghezza Width Breite	Altezza Height Höhe	Larghezza Width Breite	Altezza Height Höhe
625	2028	650	2050	580	2004
	2128		2150		2104
725	2028	750	2050	680	2004
	2128		2150		2104
825	2028	850	2050	780	2004
	2128		2150		2104
925	2028	950	2050	880	2004
	2128		2150		2104
1025	2028	1050	2050	980	2004
	2128		2150		2104
1125	2028	1150	2050	1080	2004
	2128		2150		2104
1225	2028	1250	2050	1180	2004
	2128		2150		2104

A SCOMPARSA

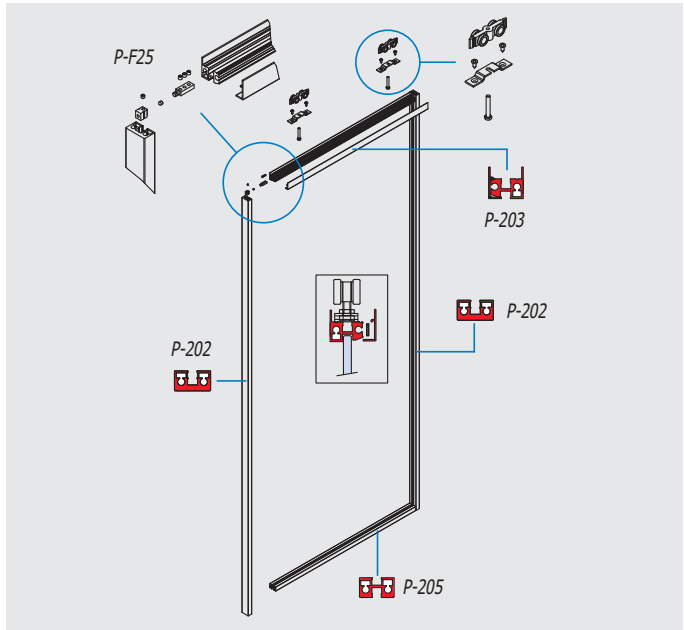
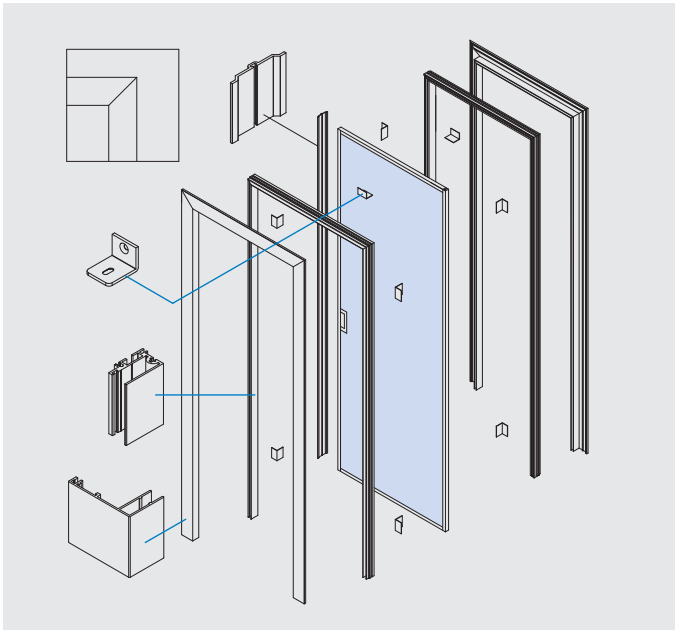


- Pinza V-1664 disponibile per telaio in alluminio TS-04
- Clamp V-1664 available for aluminium door frame TS-04
- Klemmen V-1664 verfügbar für Aluzarge TS-04

€ ▶ A.261

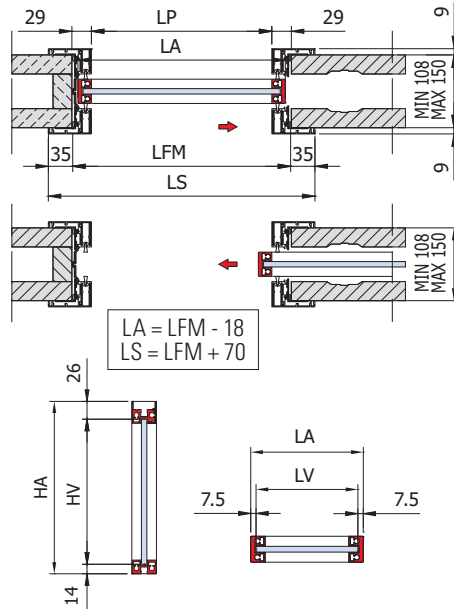
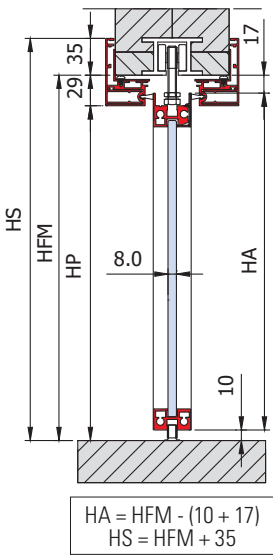


- CONTROTELAIO NON FORNITO
- POCKET SYSTEM NOT SUPPLIED
- KASTENSYSTEM NICHT LIEFERBAR



- Con anta intelaiata P0-290
- Door with aluminium panel P0-290
- Schiebetür mit Aluminium Flügelrahmen P0-290

€ ▶ D.286



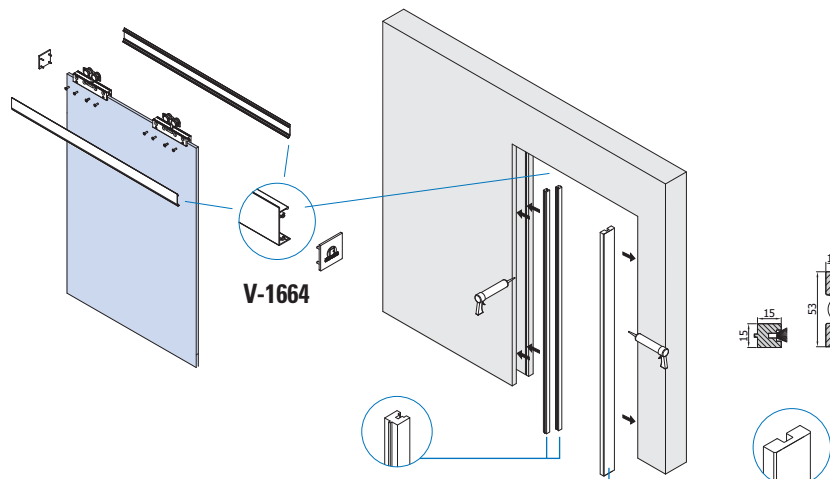
TS-04 ANTA INT					
VERSIONE CON PORTA INTELAIATA P0-290					
VERSION WITH ALUMINIUM SLIDING DOOR P0-290					
MIT ALUMINIUM FLÜGELRAHMEN P0-290					
PANNELLO PANEL FLÜGEL		FORO SU MURO WALLING UP HOLE EINBAULICHTE		LUCE PASSAGGIO PASSAGE CLEARANCE DURCHGANG	
LA	HA	LFM	HFM	LP	HP
Larghezza Width Breite	Altezza Height Höhe	Larghezza Width Breite	Altezza Height Höhe	Larghezza Width Breite	Altezza Height Höhe
625	2023	650	2050	580	2021
	2123		2150		2121
725	2023	750	2050	680	2021
	2123		2150		2121
825	2023	850	2050	780	2021
	2123		2150		2121
925	2023	950	2050	880	2021
	2123		2150		2121
1025	2023	1050	2050	980	2021
	2123		2150		2121
1125	2023	1150	2050	1080	2021
	2123		2150		2121
1225	2023	1250	2050	1180	2021
	2123		2150		2121

xfb015-1

TS-03

€ ▶ A.270

- Set profili legno grezzo verniciabili dal cliente per controtelai standard rasoparete (non forniti)
- Wooden profiles, paintable by customer, for flush pocket sliding doors systems (not supplied)
- Holz Profile, lackierbar, für in der Wand laufende Türen mit Kastenrahmensystem (nicht einschl.)



A SCOMPARSA

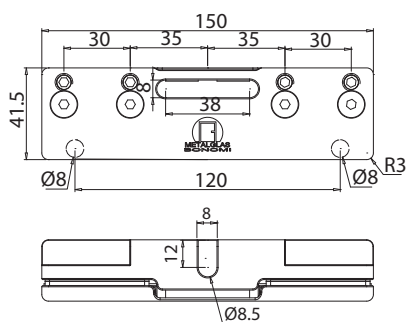
xme501

PINZE SENZA LAVORAZIONE DEL VETRO

CLAMPS WITHOUT GLASS PREPARATION / KLEMMSCHUHE OHNE GLASBEARBEITUNG

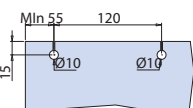
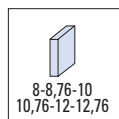


Materiale: **ALLUMINIO PRESSOFUSO**
Material: **DIE CASTED ALUMINIUM**
Material: **GEGOSSENES ALUMINIUM**

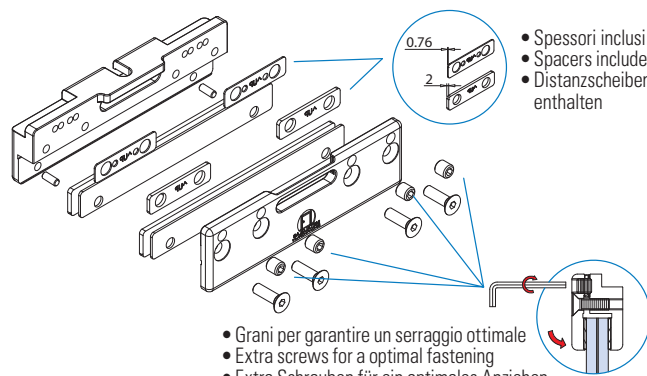
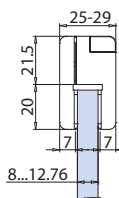


V-108

- Pinza rivoluzionaria che permette in economia grazie ai suoi kit di spessori, compresi, di serrare vetri dal 8 al 12,76 mm. Inoltre grazie ai grani si possono anche serrare vetri con misure variabili, esempio 12,5 - 10,3 - 8,6 mm
- Trail-blazing clamp complete with spacers to tighten 8 to 12.76 mm glass in a cost-effective manner.
- Moreover, the dowels allow tightening glass of variable sizes, for example 12.5 - 10.3 - 8.6
- Revolutionärer Klemmschuh, der es dank den mitgelieferten Unterlage-Kits möglich macht, wirtschaftlich Gläser von 8 bis 12,76 mm zu klemmen. Zudem können danke der Gewindestifte auch Gläser mit variablen Maßen geklemmt werden, zum Beispiel 12,5 – 10,3 – 8,6

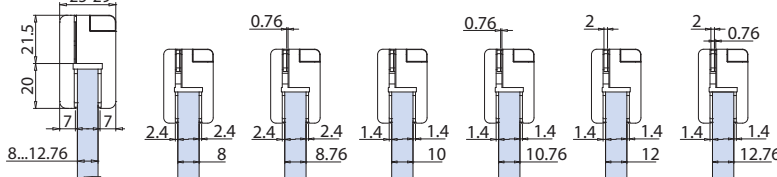


OPTIONAL
Fori di sicurezza
Security holes
Sicherheitsbohrungen



- Spessori inclusi
- Spacers included
- Distanzscheiben enthalten

- Grani per garantire un serraggio ottimale
- Extra screws for a optimal fastening
- Extra Schrauben für ein optimales Anziehen



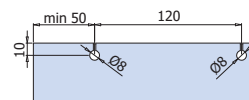
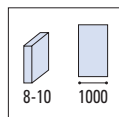
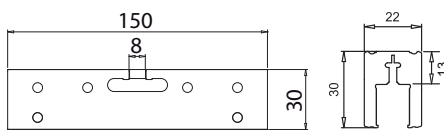
xme526



Materiale: **ALLUMINIO TRAFILATO**
Material: **EXTRUDED ALUMINIUM**
Material: **STRANGGEPRESSTES ALUMINIUM**

V-104

- Pinza realizzata principalmente per controtelai a scomparsa, raso parete senza stipiti con le sue velette senza lavorazione del vetro di dimensioni ridotte
- Clamp made to be used mainly with flush pocket systems without frames, with cover profiles, without glass preparation, of limited dimensions
- Klemmschuh, der hauptsächlich für Einbaukastenrahmensysteme hergestellt worden ist, bündig an Wänden ohne Zargen, mit Abdeckblenden, ohne Glasbearbeitung und mit kleinen Abmessungen



OPTIONAL
Fori di sicurezza
Security holes
Sicherheitsbohrungen

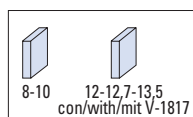
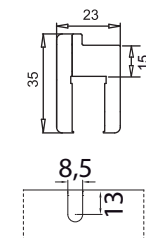
xla39



Materiale: **ALLUMINIO PRESSOFUSO**
Material: **DIE CASTED ALUMINIUM**
Material: **GEGOSSENES ALUMINIUM**

V-090

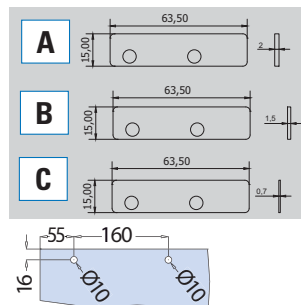
- Pinza
- Clamp
- Klemmschuh



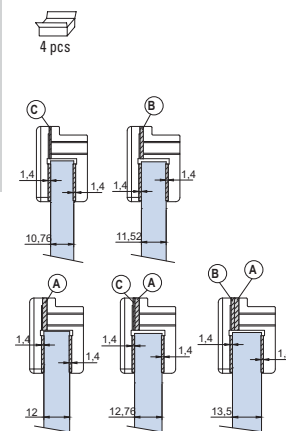
€ A.591

V-1817

- Kit spessori per vetro 12-12,7-13,5 - per 2 pinze V-090 e V-090-T
- Kit spacers for glass thickness 12-12,7-13,5 - for 2 clamps V-090 and V-090-T
- Kit Distanzscheiben für Glasdicke 12-12,7-13,5 - für 2 Klemm-Lauwagen V-090 und V-090-T



OPTIONAL
Fori di sicurezza
Security holes
Sicherheitsbohrungen

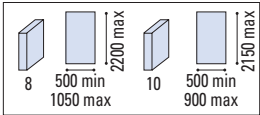


€ A.592



50 Kg
x 2pcs

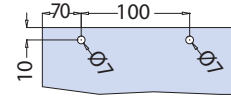
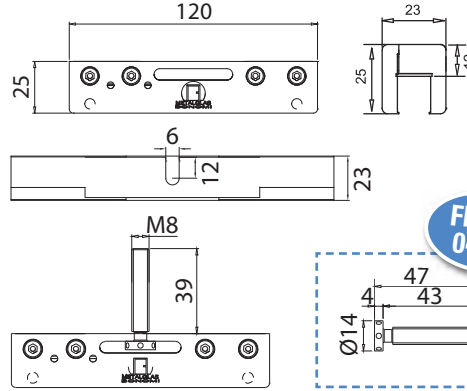
Materiale: **ALLUMINIO PRESSOFUSO**
 Material: **DIE CASTED ALUMINIUM**
 Material: **GEGOSSENES ALUMINIUM**



V-1845

▶A.593

- Pinza innovativa senza lavorazione vetro: la più piccola al mondo con i suoi 25 mm di altezza, (la prima vera alternativa alle pinze con lavorazione del vetro per porte a scomparsa).
- Trail-blazing clamp without glass preparation: with a height of 25 mm, it is the smallest in the world (and the first real alternative to clamps with glass preparation for flush sliding doors).
- Innovativer Klemmschuh ohne Glasbearbeitung: der weltweit kleinste mit 25 mm Höhe, (die erste wirkliche Alternative zu Klemmschuhen mit Glasbearbeitung für Einbauschiebetüren).



OPTIONAL
 Fori di sicurezza.
 Raccomandati per peso ante > 40 kg
 Security holes.
 Recommended for weight panels > 40 kg
 Sicherheitsbohrungen.
 Empfohlen mit Flügelgewicht > 40 kg

FROM 04/20

xme510a

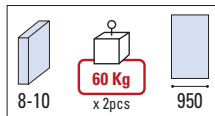
PINZE CON LAVORAZIONE DEL VETRO CLAMPS WITH GLASS PREPARATION / KLEMMSCHUHE MIT GLASBEARBEITUNG



V-011-FU

Materiale: **ALLUMINIO PRESSOFUSO**
 Material: **DIE CASTED ALUMINIUM**
 Material: **GEGOSSENES ALUMINIUM**

- Pinza per scorrevole in fusione di alluminio vetro 8/10 mm con fori nel vetro verniciata grigia
- Die casted clamp for glass sliding door 8/10 mm with glass preparation silver lacquered
- Klemmschuh gegossen für Ganzglasschiebetür 8/10 mm Glasdicke mit Glasbohrung, silber lackiert

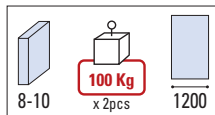


▶A.594

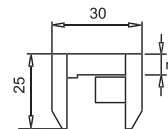
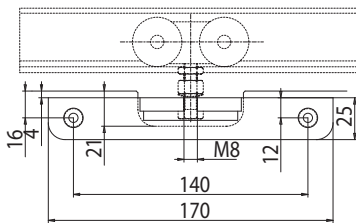
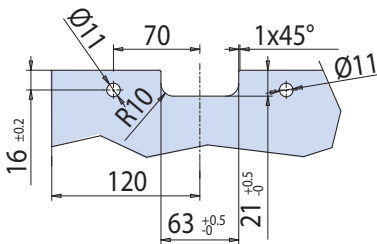
V-011-FR

Materiale: **ALLUMINIO TRAFILATO**
 Material: **EXTRUDED ALUMINIUM**
 Material: **STRANGEPRESSTES ALUMINIUM**

- Pinza per scorrevole ricavata da materiale pieno, vetro 8/10 mm con fori nel vetro alluminio anodizzato
- Clamp for glass sliding door 8/10 mm with glass preparation aluminium anodised
- Klemmschuh für Ganzglasschiebetür 8/10 mm Glasdicke mit Glasbohrung, EV1



▶A.595



xla39



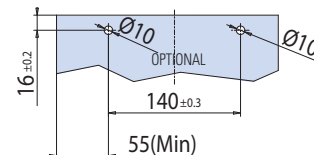
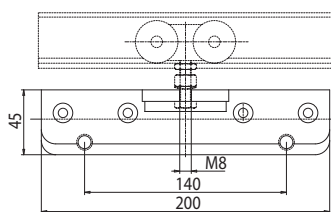
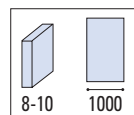
120 Kg
x 2pcs

Materiale: **ALLUMINIO TRAFILATO**
 Material: **EXTRUDED ALUMINIUM**
 Material: **STRANGEPRESSTES ALUMINIUM**

V-010

▶A.600

- Pinza per scorrevole vetro 8/10 mm senza fori
- Clamp for sliding door 8/10 mm without holes
- Klemmschuh für Ganzglasschiebetür 8/10 mm ohne Glasbearbeitung (Bohrungen, Fräsungen)



OPTIONAL
 Fori di sicurezza
 Security holes
 Sicherheitsbohrungen

xla39

159

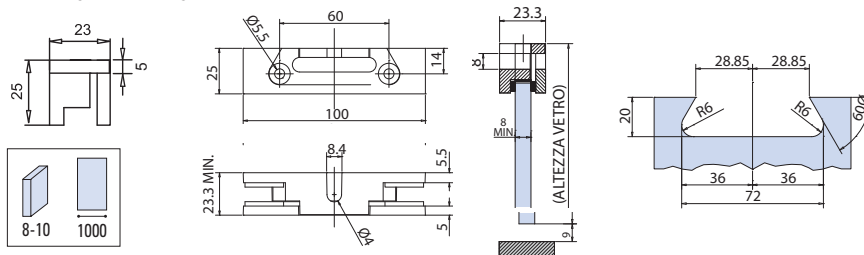


80 Kg
x 2pcs

Materiale: ZAMA
Material: ZAMAK
Material: ZAMAK

V-006

- Come la V-011, pinza adatta per porte a scomparsa con controtelai standard. Grazie alla sua innovativa lavorazione del vetro basta fare solo una tacca nel vetro al posto della tacca più fori della V-011
- Like the V-011, this clamp is suitable for flush sliding doors with standard pocket systems. Thanks to its innovative glass preparation, you only need one notch in the glass instead of the notch plus holes needed with the V-011
- Wie der V-011, ist der Klemmschuh für Einbauschiebetüren mit Standard-Kastenrahmen geeignet. Dank der innovativen Glasbearbeitung reicht nur eine Kerbe im Glas aus, im Gegensatz zum V-011, wo eine Kerbe plus Bohrungen notwendig sind



€▶A.596



Materiale: ZAMA
Material: ZAMAK
Material: ZAMAK

V-007

- Paio copertine optional per pinza V-006
- Pair optional covers for clamp V-006
- Paar optional Abdeckungen für Klemmschuh V-006
CP - NS

€▶A.597

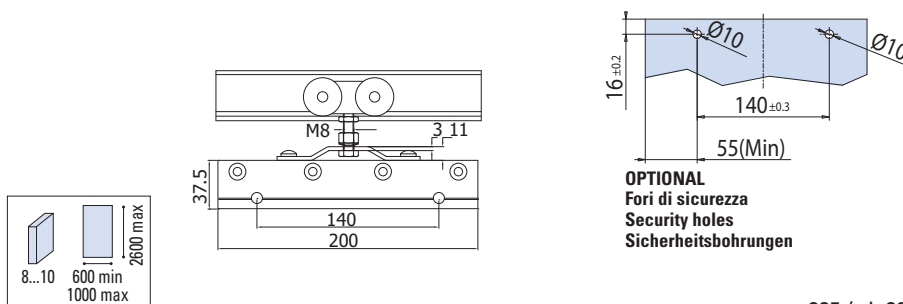


100 Kg
x 2pcs

Materiale: ALLUMINIO TRAFILATO
Material: EXTRUDED ALUMINIUM
Material: STRANGGEPRESSTES ALUMINIUM

V-009

- Pinza per scorrevole vetro 8/10 mm senza fori nel vetro
- Clamp for glass sliding door 8/10 mm without holes
- Klemmschuh für Schiebetür 8-10mm, ohne Bohrungen



OPTIONAL
Fori di sicurezza
Security holes
Sicherheitsbohrungen

xme335 / xla39

€▶A.599

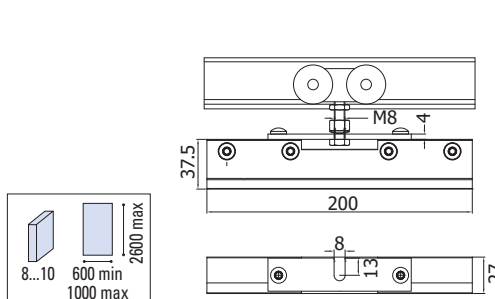


100 Kg
x 2pcs

Materiale: ALLUMINIO TRAFILATO
Material: EXTRUDED ALUMINIUM
Material: STRANGGEPRESSTES ALUMINIUM

V-008

- Pinza per scorrevole vetro 8/10 mm senza fori nel vetro
- Clamp for glass sliding door 8/10 mm without glass preparation
- Klemmschuh für Schiebetür 8-10mm, ohne Bohrungen



€▶A.598

xme335



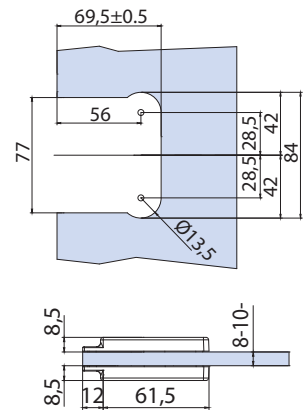
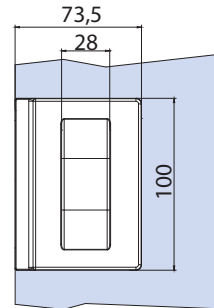
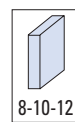
NICCHIE PER SCORREVOLI SLIDING HANDLES / GRIFFMUSCHELN



V-506

- Paio nicchie scorrevoli Minima senza viti in vista
- Pair sliding door-handles Minima without visible screws
- Paar Griffmuscheln Minima ohne sichtbare Schrauben

CS - NS - CR - CP - GR



xme521

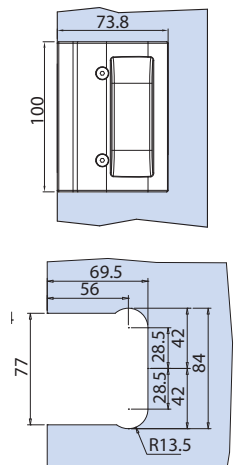
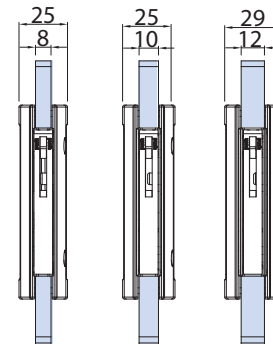
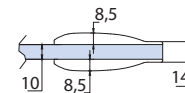
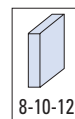
€▶A.608



V-406

- Paio nicchie scorrevoli con tirante.
- Pair sliding handles with pull-lever.
- Paar Griffmuscheln mit stirnseitigem Griff.

NS - CR - CP



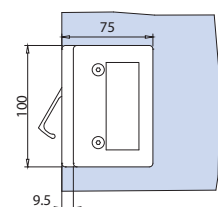
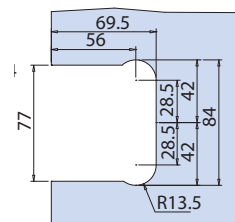
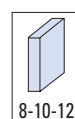
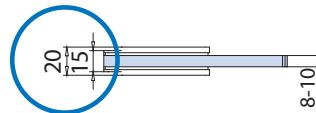
xme143 / xme351



V-406-R

- Paio nicchie per porte scorrevoli a scomparsa con tirante. Frontale ribassato spessore 15 mm. Spessore totale nicchia 20 mm
- Pair sliding handles with flush pull lever for pocket doors. Frontal thickness 15 mm. Handle total thickness 20 mm
- Paar Griffmuscheln mit stirnseitigem Griff für Kastenrahmensysteme. Stärke Vorderseite 15 mm, Gesamtstärke 20 mm

AN - NS - GR



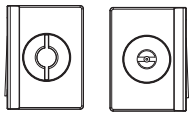
xfb-114

€▶A.609



V-404

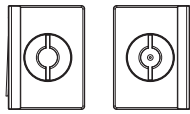
SERRATURA PER SCORREVOLI CON TIRANTE / LOCKS WITH FLUSH PULL FOR SLIDING /
DOORS SCHLÖSSER FÜR SCHIEBETÜREN MIT STIRNSEITIGEM GRIFF



V-404 PO-WC

- Leva
- WC apertura emergenza
- Lever
- WC emergency open
- Griff
- WC Notöffnung

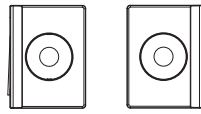
€ E.260



V-404 PO-PO

- Leva
- Leva
- Lever
- Lever
- Griff
- Griff

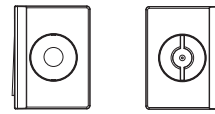
€ E. 261



V-404 2FLG

- Tappo cieco
- Blind
- Blind
- Tappo cieco
- Blind
- Blind

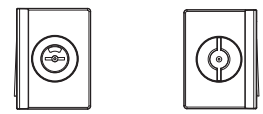
€ E.264



V-404 PO-2FLG

- Tappo cieco
- Blind
- Blind
- Leva
- Lever
- Griff

€ E.263

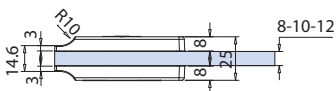
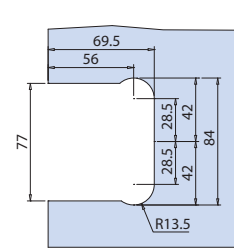
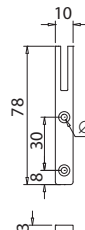
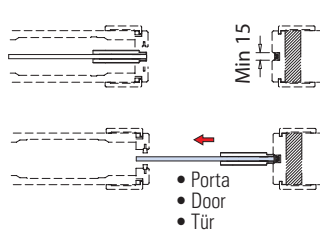
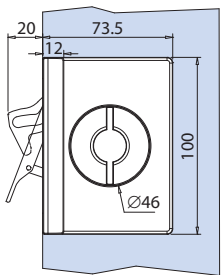


V-404 WC COLOUR

- Indicatore colorato
- Coloured indicator
- Schliessanzeige
- Leva
- Lever
- Griff

€ E.262

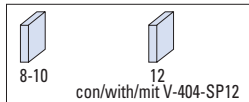
- Scorrevole a scomparsa (solo vetro 8 mm)
- Pocket doors (only 8 mm)
- Schiebetüren in der Wand laufend (nur 8 mm Glas)
- Contropiastra inclusa
- Strike plate included
- Schließblech im Set enthalten



CP
Cromo perla
Chrome perla similar Alu
Chrom perla ähnlich Alu

NS
Nickel satinato
Satin nickel Ähnlich
Edelstahl matt

CR
Cromo lucido
Polished chrome
Chrom glänzend



V-404 WC COLOUR

- Serratura per scorrevoli con tirante e indicatore colorato "libero/occupato"
- Locks with flush pull for sliding doors with WC latch and coloured indicator
- Schlösser für Schiebetüren mit stirnseitigem Griff, und WC Schliessanzeige

xfb053

163

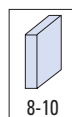
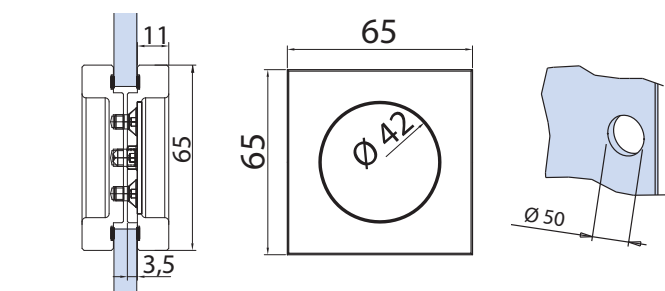


V-522

- Paio nicchie quadre per scorrevole
- Pair sliding door-handles square
- Paar eckige Griffmuscheln

AN - NS - CR

€▶A.610



xme015

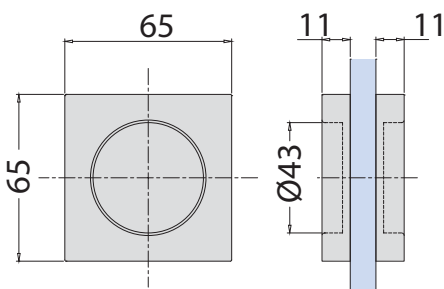


V-522-INC

- Nicchia quadra per scorrevole ad incollaggio biadesivo
- Sliding door-handle square, with self adhesive fixing
- Eckige Griffmuschel, selbstklebend

AN - NS

€▶A.611



1 pcs

xfb-nicchie ad incollaggio

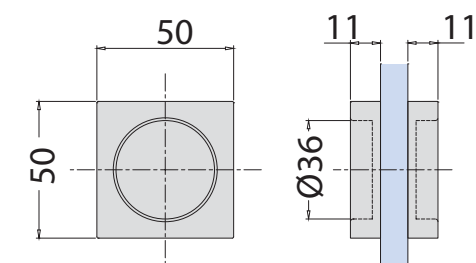


V-533-INC

- Nicchia quadra per scorrevole ad incollaggio biadesivo
- Sliding door-handle square, with self adhesive fixing
- Eckige Griffmuschel, selbstklebend

AN - NS

€▶A.612



1 pcs

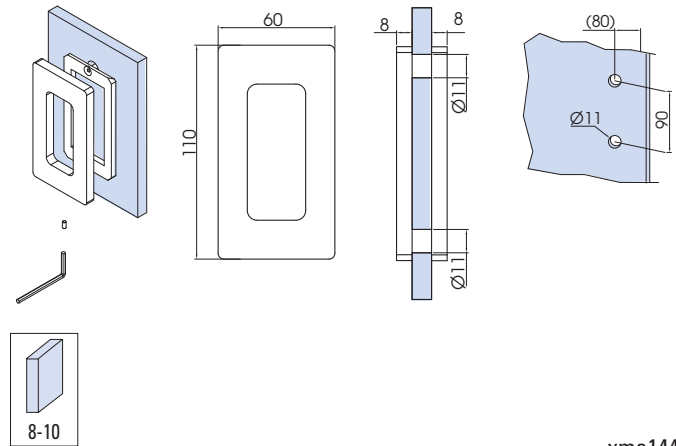
xfb-nicchie ad incollaggio


V-511

€▶A.614

- Paio nicchie scorrevole senza viti a vista
- Pair sliding door handles with invisible fixing screws
- Paar Griffmuscheln mit nicht sichtbaren Schrauben

CS - NS - CR - CP - NO



8-10

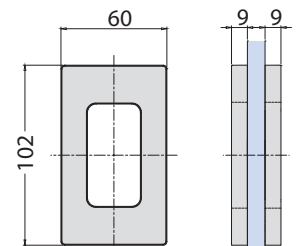
xme144


V-534-INC

€▶A.616

- Nicchia scorrevole ad incollaggio biadesivo
- Sliding door-handle with self adhesive fixing
- Griffmuschel Gröss selbstklebend

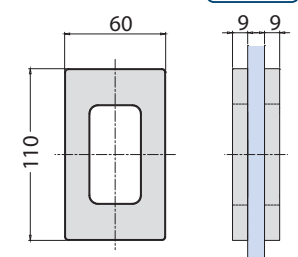
CS - NS - CR - OL


V-511-INC

€▶A.615

- Nicchia scorrevole ad incollaggio biadesivo
- Sliding door-handle with self adhesive fixing
- Griffmuschel Gröss selbstklebend

OL



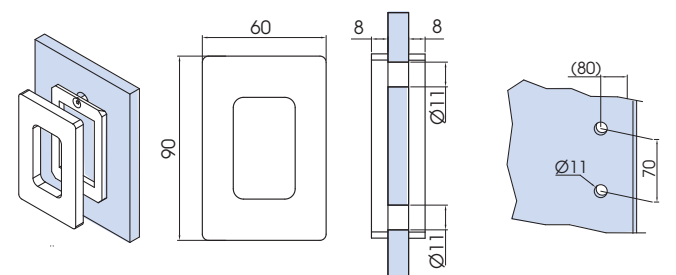
xfb-nicchie ad incollaggio


V-510

€▶A.613

- Paio nicchie per scorrevole senza viti a vista
- Pair sliding door handles with invisible fixing screws
- Paar Griffmuscheln mit nicht sichtbaren Schrauben

CS - NS - CR - CP



8-10

xme144

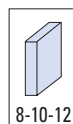
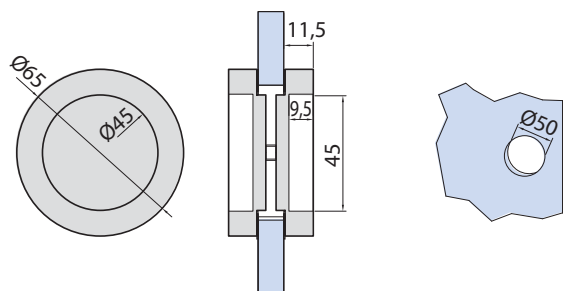
165



V-512

- Paio nicchie per scorrevole tonde, Ø 65.
 - Pair sliding door-handles, Ø 65
 - Paar Griffmuscheln, Ø 65
- AN - CS - NS - CR - OL - NO

€▶A.619



xme050

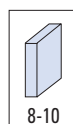
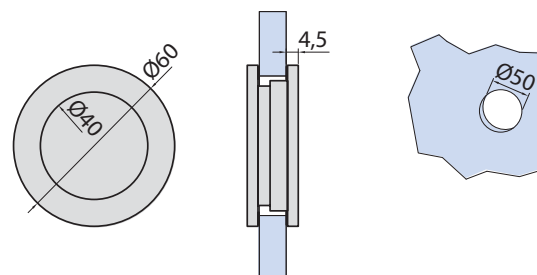


V-524-08 (per vetro / for glass / für Glas 8 mm)

V-524-10 (per vetro / for glass / für Glas 10 mm)

- Paio nicchie per scorrevole tonde, Ø 60
 - Pair sliding door-handles, Ø 60
 - Paar Griffmuscheln, Ø 60
- AN - NS - CR

€▶A.621



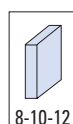
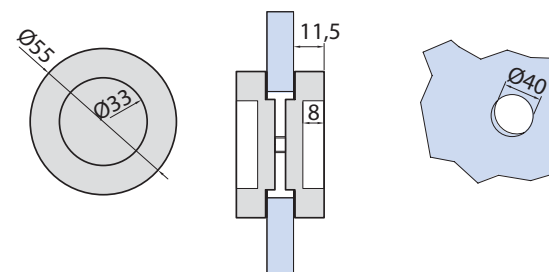
xme050



V-523

- Paio nicchie per scorrevole tonde, Ø 55
 - Pair sliding door-handles, Ø 55
 - Paar Griffmuscheln, Ø 55
- AN - NS - CR

€▶A.620



xme050

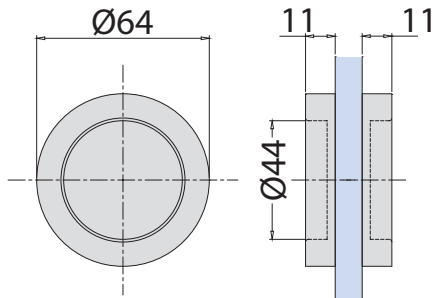


1 pcs

V-512-INC

- Nicchia tonda ad incollaggio per scorrevole Ø 64 - H 11
- Sliding door-handle round Ø 64 - H 11 with self adhesive
- Griffmuschel, Ø 64 - H 11 selbstklebend AN - NS

A.619



xfb-nicchie ad incollaggio



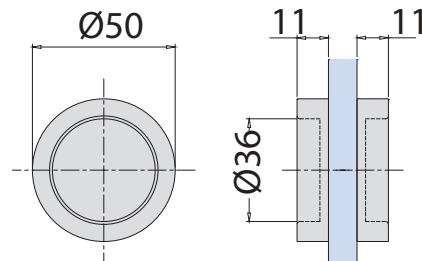
1 pcs

V-532-INC

- Nicchia scorrevole ad incollaggio biadesivo Ø 50
- Sliding door-handle with self adhesive Ø 50
- Griffmuschel selbstklebend Ø 50

AN - NS

A.617

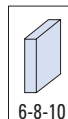
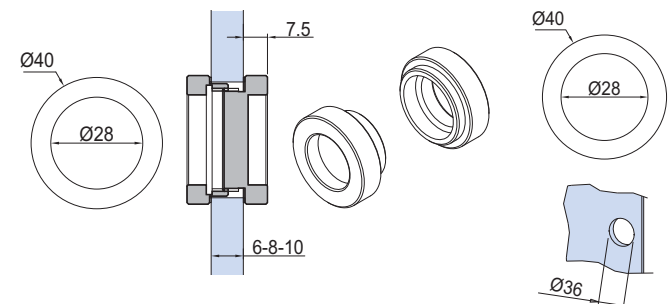


xfb-nicchie ad incollaggio


V-526

- Paio nicchie chiuse Ø 40
 - Pair closed sliding-handles Ø 40
 - Paar Griffmuscheln Ø 40 geschlossen
- AN - NS - CR

A.623



6-8-10

xme090

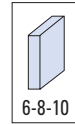
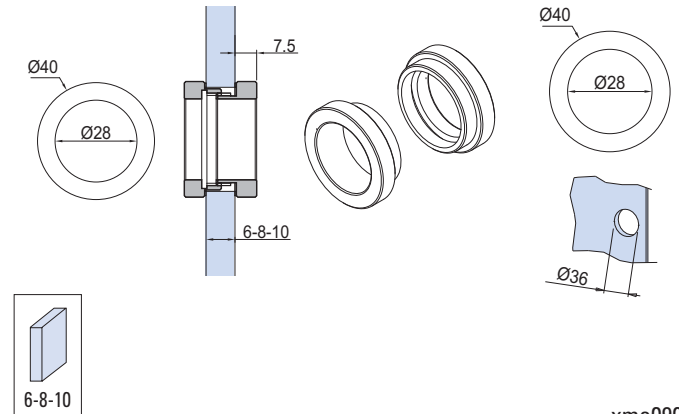
167



V-525

- Paio nicchie aperte Ø 40
 - Pair open sliding-handles Ø 40
 - Paar Griffmuscheln Ø 40 mit Glasdurchgriff
- AN - NS - CR

€▶A.622



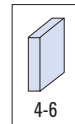
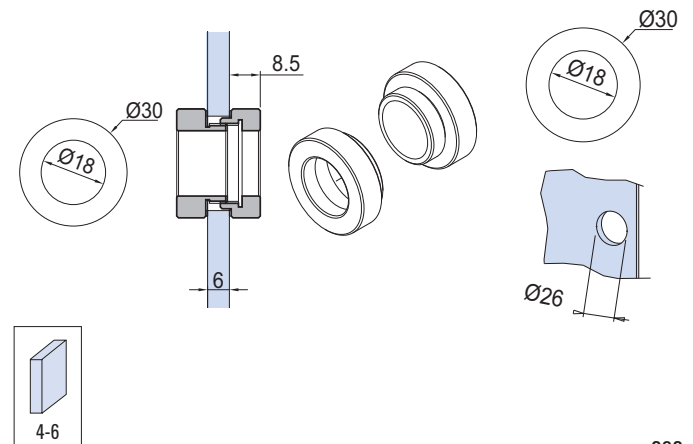
xme090



V-527

- Paio nicchie aperte Ø 30
 - Pair open sliding-handles Ø 30
 - Paar Griffmuscheln Ø 30 mit Glasdurchgriff
- AN - NS - CR

€▶A.624



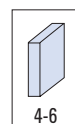
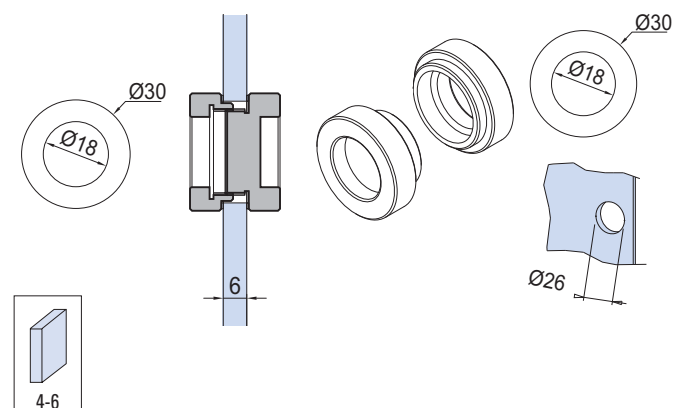
xme090



V-528

- Paio nicchie chiuse Ø 30
 - Pair closed sliding-handles Ø 30
 - Paar Griffmuscheln Ø 30 geschlossen
- AN - NS - CR

€▶A.625



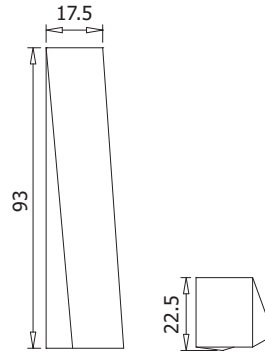
xme090



1 pcs

B-179


- Maniglia ad incollaggio biadesivo
- Small handle with self adhesive fixing
- Klein Griff selbstklebend



A.626



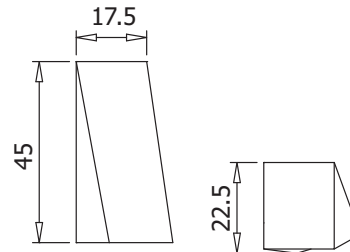
xme281



1 pcs

B-180

- Maniglia ad incollaggio biadesivo, versione corta
 - Small handle with self adhesive fixing
 - Klein Griff selbstklebend
- CS - CR



A.626




xme281



**MANIGLIONI AD INCOLLAGGIO
PULLHANDLES WITH
SELF-ADHESIVE
STOSSGRIFFE SELBSTKLEBEND**



**MANIGLIONI MINI
PULLHANDLES MINI
MINI STOSSGRIFFE
Ø 15 - 15**



**MANIGLIONI
PULLHANDLES
STOSSGRIFFE
Ø 20 - Ø 25 - Ø 30
19 - 25 - 40**



**MANIGLIONI CON SERRATURA
PULLHANDLES WITH LOCK
VERSPERBARER STOSSGRIFFE**

VEDI CATALOGO
SEE CATALOGUE
SIEHE KATALOG

► INDOOR "F"



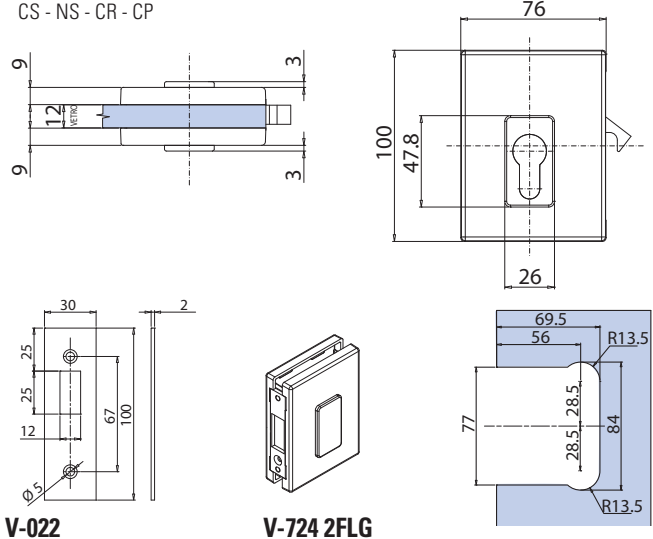
SERRATURE PER PORTE SCORREVOLI LOCKS FOR SLIDING DOORS / SCHLÖSSER FÜR SCHIEBETÜREN



V-724 PZ ELEGANT

€ E.105

- Serrature Elegant con gancio per scorrevole.
 - Cilindri e contropiastre da ordinare a parte
 - Locks Elegant with Hook for sliding doors.
 - Cylinders and strike plates not included, to order separately
 - Elegant Schlösser mit Hakenriegel für Schiebetüren.
 - Zylinder und Schließbleche nicht enthalten, separat zu bestellen
- CS - NS - CR - CP



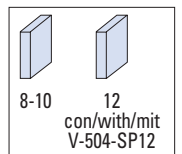
V-022

V-724 2FLG

C-018

C-06

C-016



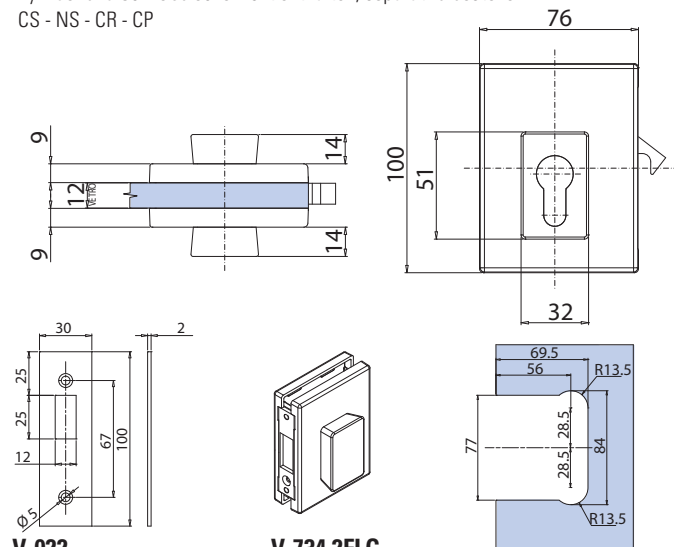
fb049-a-gr



V-734 PZ ELEGANT DRAG

€ E.141

- Serrature Elegant Drag con gancio per scorrevole.
 - Cilindri e contropiastre da ordinare a parte
 - Locks Elegant Drag with Hook for sliding doors.
 - Cylinders and strike plates not included, to order separately
 - Elegant Drag Schlösser mit Hakenriegel für Schiebetüren.
 - Zylinder und Schließbleche nicht enthalten, separat zu bestellen
- CS - NS - CR - CP



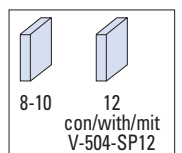
V-022

V-734 2FLG

C-014

C-013

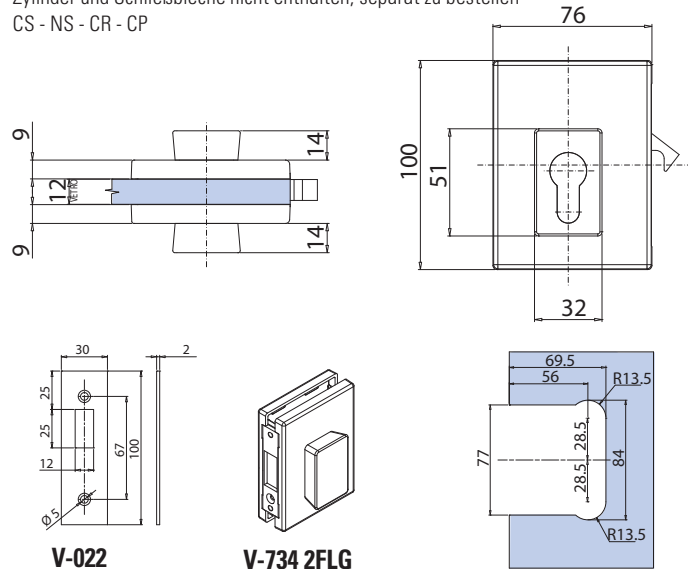
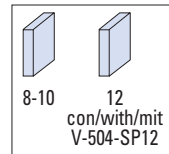
C-08-Q



fb049-a-gr


V-734 COLOR ELEGANT DRAG COLOR

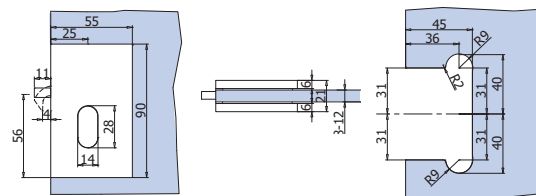
- Serrature Drag Color con gancio per scorrevole.
 - Cilindri e contropiastre da ordinare a parte
 - Locks Drag Color with Hook for sliding doors.
 - Cylinders and strike plates not included, to order separately
 - Drag Color Schlösser mit Hakenriegel für Schiebetüren.
 - Zylinder und Schließbleche nicht enthalten, separat zu bestellen
- CS - NS - CR - CP


V-022
V-734 2FLG


fb049-a-gr


V-564 MINIMA 55

- Serrature Minima 55 con gancio per scorrevole.
 - Cilindri e contropiastre da ordinare a parte
 - Locks Minima 55 with hook for sliding doors.
 - Cylinders and strike plates not included, to order separately
 - Minima 55 Schlösser mit Hakenriegel für Schiebetüren.
 - Zylinder und Schließbleche nicht enthalten, separat zu bestellen
- NS - CR - CP


C-010

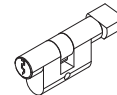
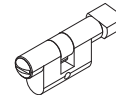
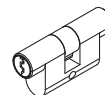
- Cilindro con chiave
- Cylinder with key
- Zylinder mit Schlüssel

C-011

- Cilindro W.C. con pomolo lato serratura
- W.C. cylinder with knob for lock side
- WC Zylinder mit Knopf auf Schlusseite

C-012

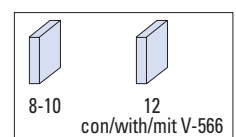
- Cilindro con pomolo e chiave
- Cylinder with knob and key
- Zylinder mit Knopf und Schlüssel


V-568

- Contropiastre piatta per V-564
- Flat strike plate for lock V-564
- Flach Schließblech für V-564

V-566

- Spessore per vetro 12 mm per serrature MINIMA 55
- pacer for glass thickness 12 mm for locks MINIMA 55
- Distanzscheibe Glasdicke 12 mm für Schlösser MINIMA 55



xme445

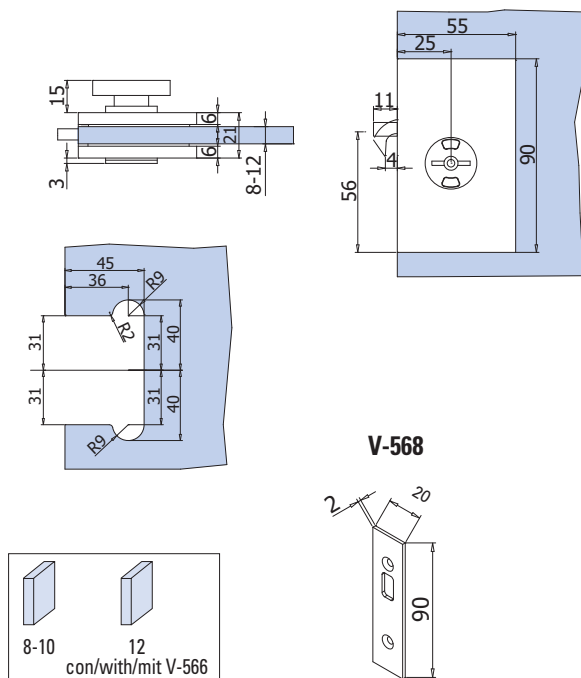
171



V-564 MINIMA 55 COLOR

€ E.205

- Serrature Minima 55 Color con gancio per scorrevole, indicatore WC colorato. Contropiastre da ordinare a parte
 - Locks Minima 55 Color with hook for sliding doors, with coloured indicator. Strike plates not included, to order separately
 - Minima 55 Color Schlösser mit Hakenriegel für Schiebetüren oder, mit Farbenanzeige. Schließbleche nicht enthalten, separat zu bestellen
- NS - CR - CP



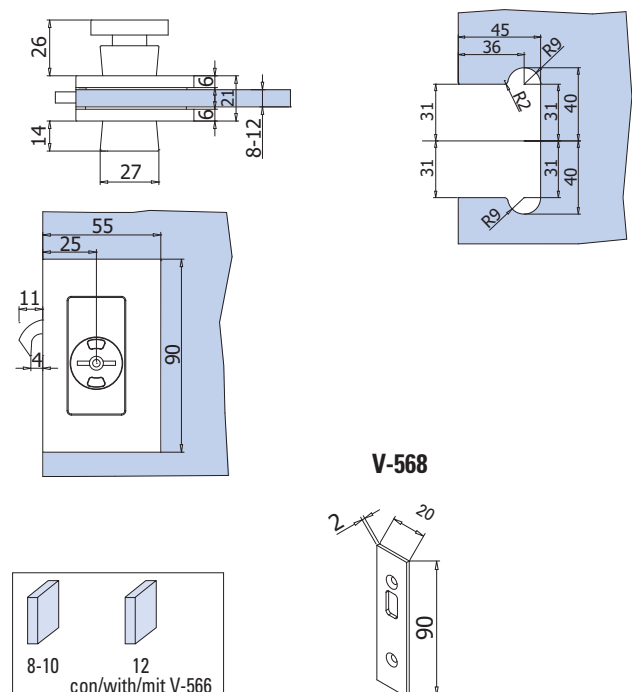
xme496



V-594 MINIMA 55 DRAG COLOR

€ E.229

- Serrature Minima 55 Drag Color con gancio per scorrevole, indicatore WC colorato. Contropiastre da ordinare a parte
 - Locks Minima 55 Drag Color with hook for sliding doors, with coloured indicator. Strike plates not included, to order separately
 - Minima 55 Drag Color Schlösser mit Hakenriegel für Schiebetüren, mit Farbenanzeige. Schließbleche nicht enthalten, separat zu bestellen
- NS - CR - CP



xme496

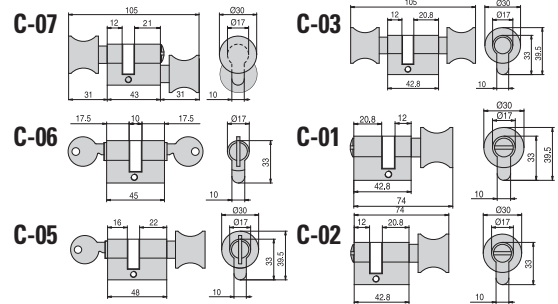
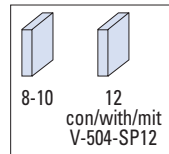
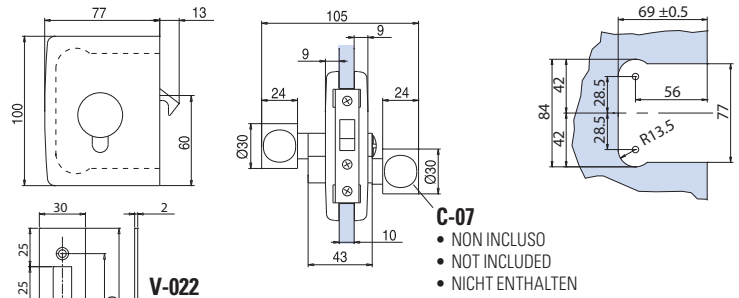


V-504 2FLG
 • Controserratura
 • Strike box
 • Gegenkasten

Minima V-504 NC

€ E.164

- Serrature Minima con gancio per scorrevoli. Cilindri e contropiastre da ordinare a parte
 - Locks Minima with Hook for sliding doors. Cylinders and strike plates not included, to order separately
 - Minima Schlösser mit Hakenriegel für Schiebetüren. Zylinder und Schließbleche nicht enthalten, separat zu bestellen
- NS - CS - CR - CP - OL - NO



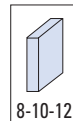
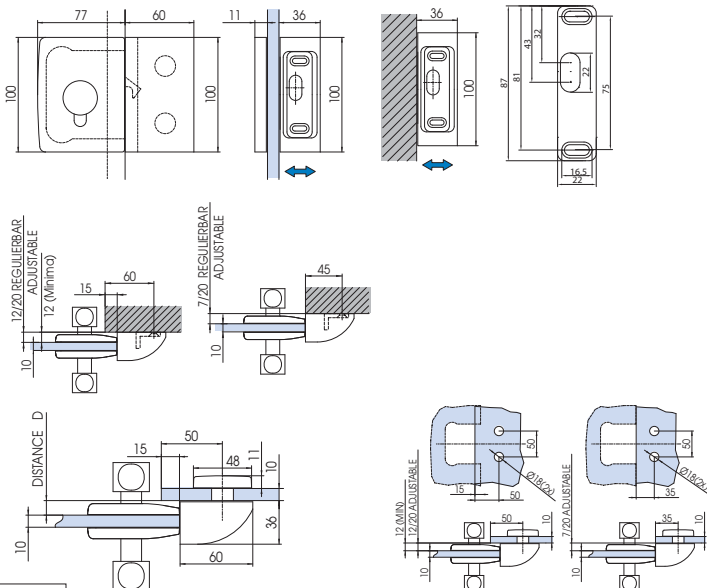
xla42



V-529 / V-530

€ E.193

- Controserratura montaggio a muro completo di contropiastra reversibile regolabile per serrature V-504 / V-518 / V-554 / V-734 / V-724
 - Wall installation strike box complete with adjustable plate for locks V-504 / V-518 / V-554 / V-734 / V-724
 - Gegenkasten für Wandmontage mit verstellbares Schließblech für Schlösser V-504 / V-518 / V-554 / V-734 / V-724
- NS - CS - CR - CP



D1 = 12/20 Adjustable - 12 (minimum)
 Ajustable
 Ajustable

xla270 GER

ACCESSORI PER SCORREVOLI

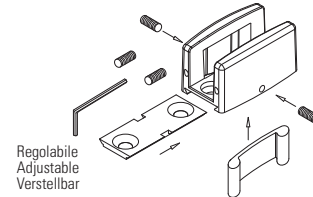
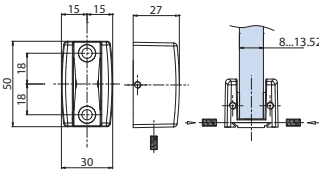
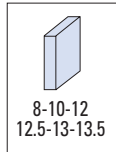
ACCESSORIES FOR SLIDING DOORS / ZUBEHÖR FÜR SCHIEBETÜREN



V-012-INS

- Guida a pavimento regolabile per vetro da 8 a 13,5 mm con piastrina di fissaggio a terra per un facile inserimento della guida ideale per scorrevoli invisibili e Telescopici
- Floor guide adjustable for glass from 8 to 13,5 mm. Perfect for Invisible and Telescopic
- Bodenführung verstellbar für Glas von 8 bis 13,5mm perfekt für invisibile und Teleskop Schiebe-Systeme, dank der Befestigungsplatte einsetzbar

AN - NS - CR



Regolabile
Adjustable
Verstellbar

€▶A.630

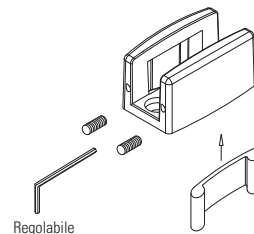
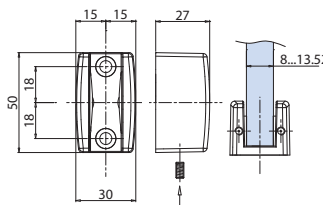
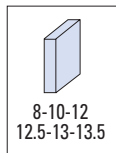
FB059-A



V-012-REG

- Guida a pavimento regolabile per vetro da 8 a 13,5 mm
- Floor guide adjustable for glass from 8 to 13,5 mm
- Bodenführung verstellbar für Glas von 8 bis 13,5mm

AN - NS - CR



Regolabile
Adjustable
Verstellbar

€▶A.628

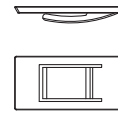
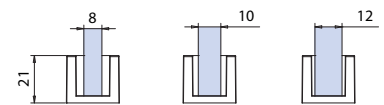
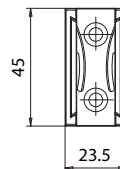
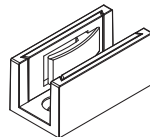
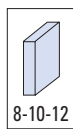
FB059-A



V-012-EVO

- Guida a pavimento regolabile per vetro 8-10-12 mm
- Floor guide adjustable for glass 8-10-12 mm
- Bodenführung verstellbar für Glas 8-10-12 mm

AN - NS - CR - NO



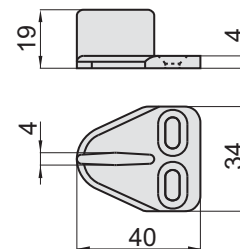
€▶A.628

V-012NEW



P-F08

- Guida a pavimento per pannello in legno
- Floor guide for sliding wooden panel
- Bodenführung für Schiebetüren aus Holz



€▶A.638

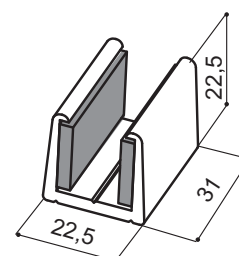
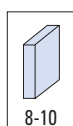
P-F08



V-012

- Guida a pavimento per vetro 8/10 mm
- Floor guide with felt strips for glass sliding door a 8 and 10mm
- Bodenführung für Glas 8/10 mm

AN - NS - CR



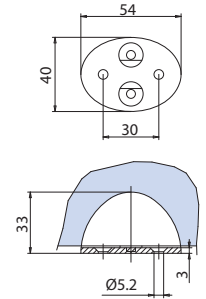
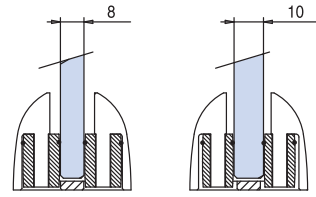
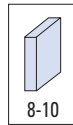
€▶A.627

V-012



V-014

- Guida a pavimento per scorrevole regolabile 8/10 mm
- Floor guide adjustable 8/10 mm
- Bodenführung verstellbar für 8, 10 mm Glasdicke
CS - NS - CR - OL - CP



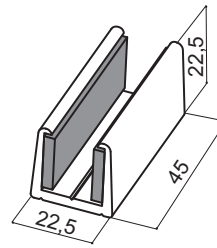
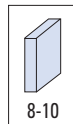
€▶A.632

xme022



V-052

- Guida a pavimento per vetro 8 e 10 mm. con feltrini
- Floor guide with felt strips for glass 8 and 10 mm
- Bodenführung mit Filzgleiter für Glas 8 und 10 mm
AN - NS



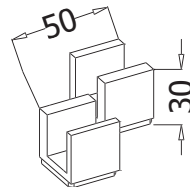
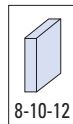
€▶A.631

FB059-A



V-099-C dx / V-099-C sx

- Doppia guida a pavimento destra o sinistra
- Double floor guide right or left
- Doppel Bodenführung rechts oder links
AN

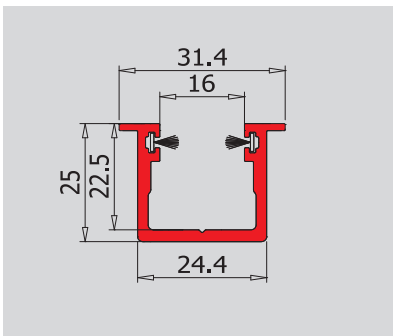


- Sinistra
- Left
- Links

- Destra
- Right
- Rechts

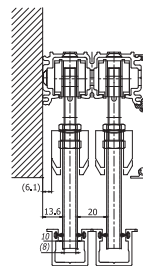
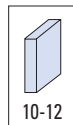
€▶A.633

xme425t



L-116

- Canalina da incassare a terra in alluminio compressa di spazzoline per vetro 10-12 mm
- Floor channel recessed installation with brush seals for glass 10-12 mm
- Bodenführung mit Bodenvorbereitung inkl. Bürstenprofile für Glasdicke 10-12 mm
AN



Esempio
Example
Beispiel

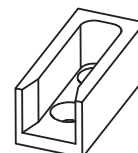
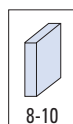
€▶A.637

L-116



V-053


- Guida fermavetro in plastica
- Floor stopper in grey plastic
- Kunststoff-Bodenstopper, grau



€▶A.639

V-053

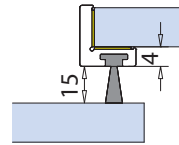
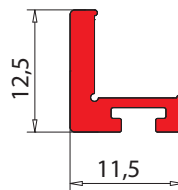
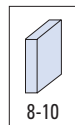
175



P-013

- Profilo alluminio per chiusura arie scorrevole vetro mobile/vetro fisso con setola grigia, fissaggio tramite incollaggio
- Aluminium angled profile to reduce gaps between sliding door/fixed panel, with grey brush seal, to be glued on glass edge
- Aluminium Dichtungsprofil montiert auf der Glaskante

AN



€▶A.648

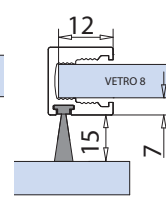
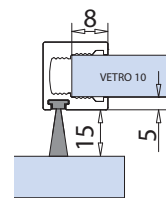
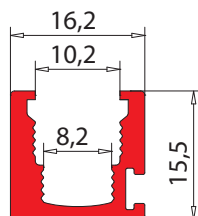
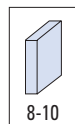
xme203-B



P-014


- Profilo alluminio per chiusura arie scorrevole vetro mobile/vetro fisso con spazzolino grigio, fissaggio tramite incollaggio
- Aluminium U profile to reduce gaps between sliding door/fixed panel, with grey brush seal, to be glued on glass edge
- Aluminium U Dichtungsprofil

AN



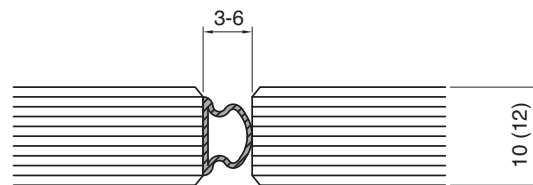
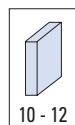
€▶A.649

xme203-B




WRU-S 100/60 Z

- Guarnizione neutra per vetro 10/12 mm, fissaggio adesivo
- Neutral gasket for glass 10-12 mm with adhesive fixing
- Dichtungsprofil für 10-12 mm selbstklebend

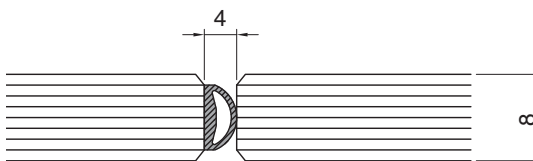
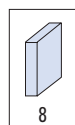


€▶A.647



WRU-S 60/40 R

- Guarnizione neutra per vetro 8 mm, fissaggio adesivo
- Neutral gasket for glass 8 mm with adhesive fixing
- Dichtungsprofil für 8 mm. selbstklebend

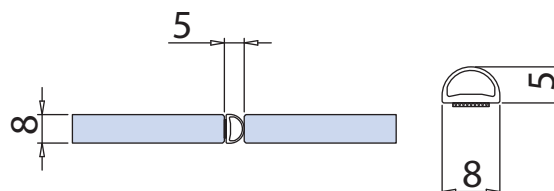
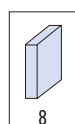


€▶A.646




WRU-M 80/50

- Guarnizione neutra per vetro 8 mm, fissaggio adesivo
- Neutral gasket for glass 8 mm, with adhesive fixing
- Dichtungsprofil für 8 mm Glas, selbstklebend



€▶A.645

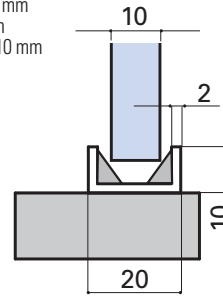
xfb-099


V-2015-MIX

- Canalina per vetro fisso, comprese guarnizioni per vetro 10 mm
 - U-channel for fixed panel, gaskets included for glass 10 mm
 - U-Profil für Seitenteil, Dichtungen enthalten für Glasdicke 10 mm
- AN - IXE

Misura / Length / Länge

2000 mm
3000 mm
6000 mm




2mm

- Guarnizione nera inclusa
- Black gasket included
- Schwarze Dichtung enthalten

▶A.641

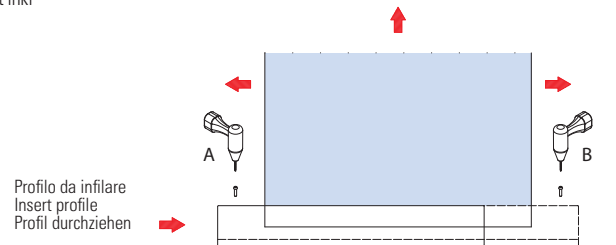
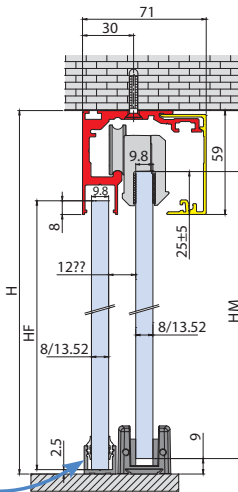
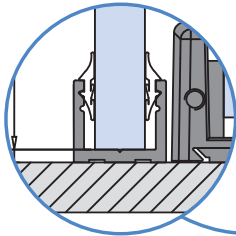
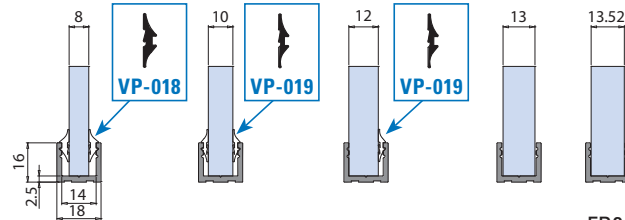
V-2015


V-2014-MIX

- Canalina per vetro fisso, escluse guarnizioni
 - U-channel for fixed panel, gaskets not included
 - U-Profil für Seitenteil, Dichtungen nicht inkl
- AN - IXE

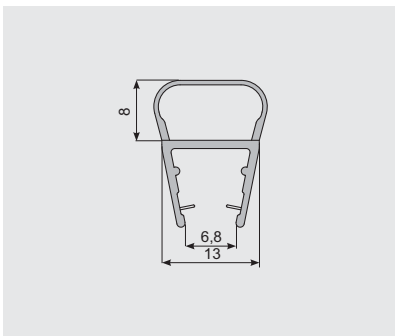
Misura / Length / Länge

2000 mm
3000 mm
6000 mm


 Guarnizioni
Gaskets
Dichtungen


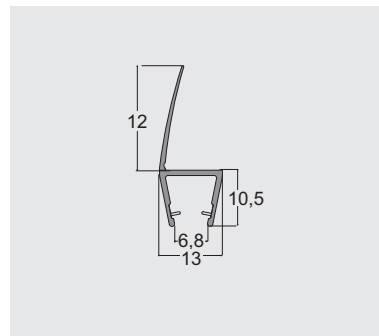
▶A.640

FB044-E


V-041

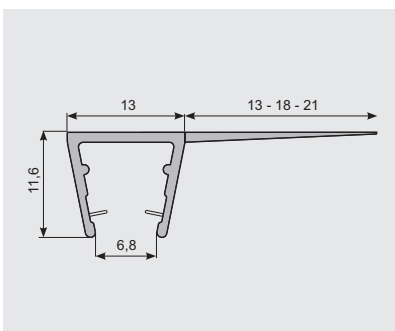
- Guarnizione a palloncino
- Gasket
- Dichtung

▶A.644


V-039

- Guarnizione per vetro 8-10 mm
- Gasket for glass 8-10 mm
- Dichtung für Glasdicke 8-10 mm

▶A.642


V-040


- **ART. V-040/13**
Guarnizione ala mm. 13
Gasket wing mm. 13
Dichtung mit Flügel mm. 13
- **ART. V-040/18**
Guarnizione ala mm. 18
Gasket wing mm. 18
Dichtung mit Flügel mm. 18
- **ART. V-040/21**
Guarnizione ala mm. 21
Gasket wing mm. 21
Dichtung mit Flügel mm. 21

▶A.643

Le informazioni tecniche in questo catalogo potrebbero non sempre corrispondere con gli attuali colori, misure e dimensioni. Noi perseguiamo una politica di costante innovazione e miglioramento e ci riserviamo il diritto di modificare specifiche e disponibilità senza preavviso. Non abbiamo nessuna responsabilità per errori di stampa che possono essere occorsi nella realizzazione di questo catalogo. Essendo questo solo un catalogo grafico per la foratura del vetro bisogna fare riferimento al manuale tecnico.

Please note that the technical information included in this catalogue may not always precisely correspond with actual colours, measurements and dimensions. We pursue a policy of constant updating and improvement and reserve the right to alter specification and availability without notice. We take no responsibility for any printing errors that might be occurred in the completion of this catalogue.

Die in diesem Katalog angegebenen Maße, Abbildungen und Angaben, sind unverbindlich. Modelländerungen, Konstruktionsverbesserungen und Maßänderungen behalten wir uns vor. Erfahrungsgemäß können Druckfarben nicht immer den Farbton original getreu wiedergeben. Farbabweichungen sind daher möglich. Für Druckfehler wie auch übrige Fehler welche bei Erstellung dieses Kataloges entstanden sind, ist jede Haftung ausgeschlossen.





METALGLAS BONOMI srl

Via Montini, 106/A - 25067 Lumezzane S.A. (Brescia) Italy

Ph. +39 030 829910 - Fax +39 030 8920970

www.metalglas.it - info@metalglas.it